



DECORATIVE LAMPS 2024

CENTURY®

Guidata da una fiamma di innovazione, CENTURY® si impone come un faro nel settore dell'illuminazione.

Con passo deciso, esploriamo nuovi orizzonti, dove la sostenibilità e il rispetto per l'ambiente si uniscono all'eccellenza del design. Sogniamo un futuro luminoso e lo rendiamo realtà, illuminando il mondo con una visione che brilla di speranza e bellezza.

Driven by a flame of innovation, CENTURY stands out like a lighthouse in lighting industry.

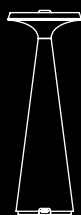
We explore fiercely new horizons, where sustainability and environment safeguard combine with design excellence. We dream of a brighter future and we make it happen, lighting up the world with a sparkling vision of hope and beauty.






CEMENTURRY[®]

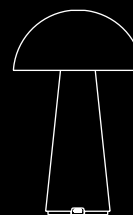
Decorative Lamps




OPERA
10



LUME PLUS
6



COCÒ
14



MARGO
18


CENTURY®

Century Italia è fornitore a livello internazionale di soluzioni illuminotecniche. Progettando e innovando continuamente, ci impegniamo a portare il meglio in ogni casa, famiglia e organizzazione per un mondo sempre più efficiente e sostenibile.

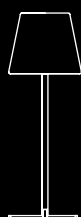
Century Italia is international supplier of lighting solutions. By continually designing and innovating, we are committed to bringing the best to every home, family and organization for an increasingly efficient and sustainable world.




century-italia.com




ATHENA
22



ALTEA
26



PIXEL
34



BOLLA
30



Lume Plus



Lume Plus è la tua compagna ideale,
la tua luce ricaricabile portatile,
in quattro colori per arredare a piacere,
sempre al tuo fianco, la tua luce fedele.

*Lume Plus is your ideal companion,
your portable rechargeable light,
in four colors to customize as you please,
always by your side, your faithful light.*



Lampada da tavolo

Lume Plus

Dotata di una doppia emissione luminosa, Lume Plus permette di regolare il tipo di luce in base alle proprie esigenze. La sua autonomia fino a 40 ore garantisce una durata eccezionale, rendendola la scelta ideale per chi cerca una soluzione di illuminazione affidabile e durevole.

Equipped with double light emission, Lume Plus allows you to adjust the type of light according to your needs. With its 40 hours autonomy, it guarantees exceptional durability, making it the ideal choice for a reliable and durable lighting solution.





FINISH

USB-C

LMPB-023827

86,00 €



Ice White

USB-C + Base*

LMPBG-023827

115,00 €

USB-C

LMPC-023827

86,00 €



Mineral Corten

USB-C + Base*

LMPCG-023827

115,00 €

USB-C

LMPN-023827

86,00 €



Astral Black

USB-C + Base*

LMPNG-023827

115,00 €

USB-C

LMPT-023827

86,00 €



Marine Turquoise

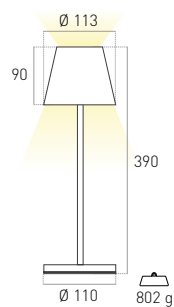
TECHNICAL INFO

2,2 W
190 lm
Li-Ion 3,7 V/DC 5.000 mAh
2700 K

Working Time: ~12-40 h
Recharge: ~3-4 h

Touch control dimmer
Double light emission

CE IP54



INCLUDED



CAVO DI RICARICA USB-C
USB-C CHARGING CABLE



*BASE DI RICARICA A CONTATTO
CONTACT CHARGING BASE



Opera



Opera, lampada d'arte d'oro vestita,
elegante e raffinata, luce infinita,
sul tavolo risplende, un luccichio regale,
nella sua aura di classe, ogni momento è speciale.

*Opera, lamp of art dressed in gold,
elegant and refined, light untold,
on the table it shines, a sparkling sight,
in its aura of class, each moment is special.*



Lampada da tavolo

Opera

Il suo particolare design e l'elegante finitura color oro rendono Opera la soluzione ideale per gli ambienti più esigenti. Doppia modalità di ricarica e Touch Control per la regolazione dell'intensità luminosa. Tramite le cover opzionali è possibile completare e personalizzare la lampada.

Its particular design and elegant gold finish make Opera the ideal solution for the most demanding environments. Double charging mode and Touch Control for adjusting the light intensity. Through the optional covers it is possible to complete and customize the lamp.





Champagne Gold

OPRG-022827

137,00 €

OPTIONAL COVER

COMPLETA LA TUA LAMPADA
COMPLETE YOUR LAMP



Smooth Fumè

OPRG-CAPSMK

12,00 €



Wave Clear

OPRG-CAPCLE

12,00 €



Wave Blue

OPRG-CAPBLU

12,00 €



Wave Green

OPRG-CAPVE

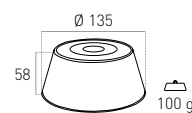
12,00 €



Wave Purple

OPRG-CAPVIO

12,00 €



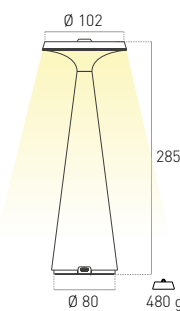
TECHNICAL INFO

1,9 W
130 lm
LiFePO4 V/DC 6.000 mAh
2700 K

Working Time: ~10-30 h
Recharge: ~4-5 h

Touch control dimmer

CE IP44



INCLUDED



CAVO DI RICARICA USB-C
USB-C CHARGING CABLE



BASE DI RICARICA A CONTATTO
CONTACT CHARGING BASE



Cocò



Cocò, lampada vivace e colorata,
pop e vintage, animata e spensierata,
sul tavolo splende con stile unico,
un tocco di allegria, un sorriso autentico.

*Cocò, lively and colorful lamp,
pop and vintage, animated and carefree,
it shines on the table with a unique style,
a touch of joy, an authentic smile.*





Lampada da tavolo

Cocò

Cocò è la vivace e coloratissima lampada da tavolo Pop per eccellenza. Disponibile in 5 finiture dall'effetto lucido, può essere ricaricata tramite cavo USB-C o posizionata sulla base di ricarica a contatto. Sforando il tasto sulla parte superiore è possibile regolare l'intensità luminosa.

Cocò is the lively and colorful Pop table lamp par excellence. Available in 5 glossy effect finishes, it can be recharged via USB-C cable or placed on the contact charging base. By touching the button on the upper part, it is possible to adjust the light intensity.





FINISH



Ice White

COBIG-152527

110,00 €



Pastel Sage

COVEG-152527

110,00 €



Century Red

COROG-152527

110,00 €



Avio Blue

COBLUG-152527

110,00 €



Astral Black

CONEG-152527

110,00 €



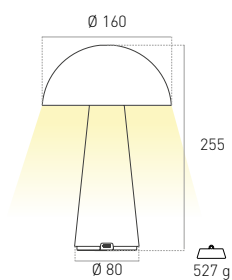
TECHNICAL INFO

1,5 W
100 lm
LiFePO4 V/DC 4.000 mAh
2700 K

Working Time: ~8-25 h
Recharge: ~4-5 h

Touch control dimmer

CE   IP54




INCLUDED



CAVO DI RICARICA USB-C
USB-C CHARGING CABLE



BASE DI RICARICA A CONTATTO
CONTACT CHARGING BASE

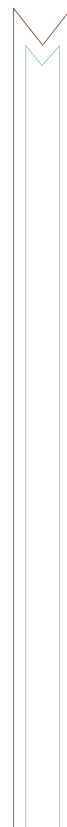


Margò



Margò, versatile raffinatezza luminosa,
elegante lampada dalla bellezza preziosa,
diffusore plissettato, soffuso candore,
nelle tue sfumature, un mondo di colore.

*Margò, luminous versatile refinement,
elegant lamp with precious beauty's assignment,
pleated diffuser, soft candor so pure,
in your hues, a world of color to endure.*





Lampada da tavolo **Margò**

Lampada dal raffinato diffusore plissettato, ideale per adattarsi ad ogni tipologia di arredo. Dimmerabile tramite il Touch Control posto sulla parte superiore e ricaricabile tramite il cavo USB-C incluso, Margò si distingue per le sue ricercate finiture pastello dallo stile inconfondibile.

Lamp with a refined pleated diffuser, ideal for adapting to any type of furniture. Dimmable via the Touch Control located on the top and rechargeable with the included USB-C cable, Margò stands out for its polished pastel finishes with a unique style.





FINISH



Ice White

MRGBI-043830

49,00 €



Mineral Corten

MRGCO-043830

49,00 €



Marine Turquoise

MRGTU-043830

49,00 €



Ancient Sand

MRGTO-043830

49,00 €



Pastel Sage

MRGVE-043830

49,00 €



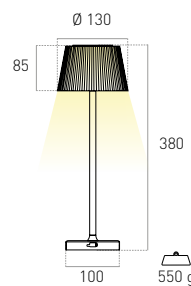
TECHNICAL INFO

4 W
100 lm
Li-Ion 3,7 V/DC 3.600 mAh
3000 K

Working Time: ~6-20 h
Recharge: ~4-5 h

Touch control dimmer

CE IP54




INCLUDED



CAVO DI RICARICA USB-C
USB-C CHARGING CABLE




Athena



Athena, luce che la storia risveglia,
tra giardini e sogni la sua magia scintilla,
sospesa o adagiata, con tre finiture adorna,
la storia rivive, in ogni sua forma.

*Athena, a light that awakens history's tale,
among gardens and dreams, its magic sets sail,
suspended or nestled, adorned in three hues,
history revives, in every form it renews.*





Lampada d'arredo

Athena

Installabile a superficie o a sospensione tramite l'occhiello gommato, Athena è la lampada ricaricabile perfetta per illuminare con stile ed eleganza ogni ambiente interno ed esterno. La sua struttura in alluminio, solida e robusta, la rende versatile e utilizzabile in molteplici contesti.

Surface-mounted or suspended using the rubberized eyelet, Athena is the perfect rechargeable lamp for illuminating any indoor and outdoor environment with style and elegance. Its solid and sturdy aluminum structure makes it versatile for use in many contexts.





FINISH



Ice White

ATHEBI-033030

110,00 €



Mineral Corten

ATHECO-033030

110,00 €



Astral Black

ATHENE-033030

110,00 €



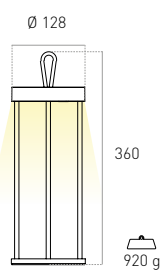
TECHNICAL INFO

3 W
140 lm
Li-Ion 3,7 V/DC 4.000 mAh
3000 K

Working Time: ~7-20 h
Recharge: ~5-6 h

Touch control dimmer

CE   IP54




INCLUDED



CAVO DI RICARICA USB-C
USB-C CHARGING CABLE




Altea



Nel buio, un chiaro raggio splende,
Altea accesa, luce che incanta,
notte illuminata, dolce melodia,
nel buio brilla, creando armonia.

*In the darkness, a clear ray gleams,
Altea aglow, a captivating light beams,
illuminated night, a melody so sweet,
in the darkness it shines, harmony complete.*





Lampada d'arredo

Altea

Utilizzando i moduli asta inclusi è possibile installare Altea in 3 modalità per ottenere altezze differenti in base alle esigenze. Premendo il pulsante posizionato sotto la lampada è possibile selezionare tra 5 livelli di luminosità, per ottenere una fantastica diffusione luminosa a 360°.

Using the rod modules included, it is possible to install Altea in 3 ways to obtain different heights according to needs. By pressing the button located under the lamp, it is possible to select between 5 brightness levels, to obtain a fantastic 360° light diffusion.

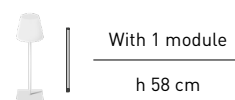




ALT-0215030

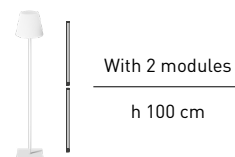
120,00 €

3-IN-1 INSTALLATION




With 1 module

h 58 cm



With 2 modules

h 100 cm



With 3 modules

h 142 cm



TECHNICAL INFO

2 W
240 lm
Li-Ion 3,7 V/DC 4.000 mAh
3000 K

Working Time: ~8-40 h
Recharge: ~5 h

360° Light diffusion
5 dimming step

CE   IP44

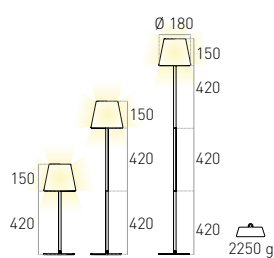
INCLUDED



CAVO DI RICARICA USB-C
USB-C CHARGING CABLE



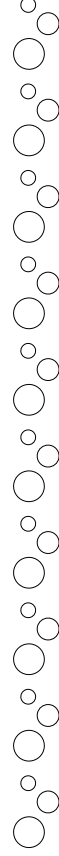
3 MODULI ASTA DA 42 CENTIMETRI
3 ROD MODULES OF 42 CENTIMETERS



PICCHETTO PER TERRENO
STAKE FOR GROUND INSTALLATION



Bolla



Bolla solare nel giardino risplende,
colori danzanti o bianco, tutto accende,
luce multicolore o calda carezza,
nel buio abbraccia, dolce bellezza.

*Solar Bolla shines in the garden's embrace,
dancing colors or white, every space,
multicolored light or warm caress,
in darkness it holds, sweet finesse.*



Lampada solare

Bolla


Si ricarica autonomamente grazie al pannello fotovoltaico interno oppure utilizzando il cavo USB-C incluso. Il picchetto ed il telecomando inclusi ne facilitano l'installazione nel terreno e la selezione del colore luce tra calda o multicolore. Bolla è disponibile in 3 dimensioni.

It recharges on its own thanks to the built-in photovoltaic panel or by using the included USB-C cable. The spike and remote control included allow an easy installation in the ground and select light temperature between warm or multicolor. Bolla is available in 3 sizes.






VERSIONS

- 

Ø 25 cm
BLL-042500
65,00 €

- 

Ø 30 cm
BLL-043000
77,00 €

- 

Ø 40 cm
BLL-044000
108,00 €



TECHNICAL INFO

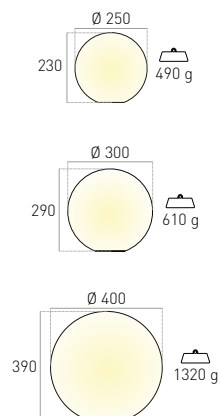
Ø 25 cm: 0,4 W - 3,5 lm
 Ø 30 cm: 0,7 W - 4,5 lm
 Ø 40 cm: 0,9 W - 7 lm

Li-Ion 3,7 V/DC 1.200 mAh
 RGB + 3000 K

Working Time: ~48 h
 Solar or USB recharge: ~6-8 h

Rgb + white
 Light sensor
 Automatic switch-on
 Monocrystalline solar panel

CE     IP44



INCLUDED



CAVO DI RICARICA USB-C
 USB-C CHARGING CABLE




TELECOMANDO MULTIFUNZIONE
 MULTIFUNCTION REMOTE CONTROL



PICCHETTO PER TERRENO
 STAKE FOR GROUND INSTALLATION




Pixel



Pixel, lampada magnetica e accattivante,
versatile e portatile, luce brillante,
orientabile a piacimento, in ogni direzione,
una creazione luminosa, magica visione.

*Pixel, magnetic and captivating lamp,
versatile and portable, brilliant light amp,
adjustable at will, in every direction,
a luminous creation, a magical vision.*





Lampada magnetica

Pixel

Tramite il magnete posto sul corpo illuminante, Pixel può essere installata su asta o sul pratico supporto adesivo. Versatile e dimmerabile, risulta una fonte luminosa perfetta per essere trasportata e comodissima da ricaricare grazie alla porta USB-C posizionata sul retro.

Through the magnet placed on the light source, Pixel can be installed on a pole or on the practical adhesive mount. Versatile and dimmable, it proves to be a perfect light source to be carried and incredibly convenient to recharge thanks to USB-C port positioned on the back.





FINISH



Ice White

PXLBI-013840

55,00 €



Astral Black

PXLNE-013840

55,00 €



TECHNICAL INFO

1,8 W
180 lm
Li-Ion 3,7 V/DC 2.200 mAh
4000 K

Working Time: ~5-18 h
USB recharge: ~4-5 h

Magnetic
360° Orientable
Touch control dimmer
3 dimming step

CE IP20

INCLUDED

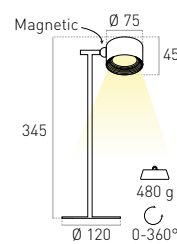


CAVO DI RICARICA USB-C
USB-C CHARGING CABLE

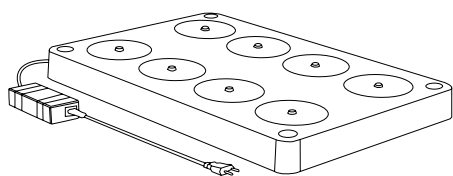
Magnetic



SUPPORTO ADESIVO DA PARETE
WALL ADHESIVE SUPPORT



Sistemi espositivi e accessori



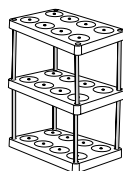
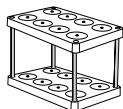

60 W
INPUT: 100-240 V/AC 400 mA
OUTPUT: 8 x PG Slot 5 V/DC 12 A

605 x 406 x 50 mm
1882 gr

PGPW-08

187,00 €

OPTIONAL



Steel Rods

4 x Ø 28,6 x 490 mm
350 gr

KITPGPW

- €

Base di ricarica a contatto

Multipower PG - 8 Slot

Sistema di ricarica indipendente per ognuno degli slot, per la massima efficienza anche a pieno carico. Collegare la spina alla presa di corrente e posizionare la lampada su uno degli slot liberi per iniziare la ricarica senza l'utilizzo di cavi ingombranti. Tramite le aste in acciaio opzionali è possibile impilare fino a tre basi di ricarica per caricare più lampade nello stesso momento.

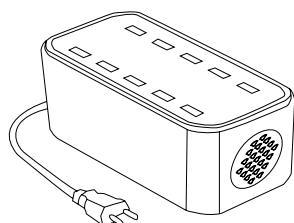
Independent charging system for each of the slots, for maximum efficiency even at full load. Connect the plug to the power socket and place the lamp on one of the free slots to start charging without using bulky cables. Using the optional steel rods it is possible to stack up to three charging bases to charge multiple lamps at the same time.

Base di ricarica USB

Multipower USB - 10 Ports

Stazione di ricarica USB a presa multipla per qualsiasi dispositivo. Sistema di ricarica indipendente per ognuna delle prese USB, per la massima efficienza anche a pieno carico. Ventola integrata per la massima dissipazione del calore.

USB charging station with multiple slot for any device. Free-standing charging system in every USB slot, for highest efficiency even when fully loaded. Integrated fan for maximum heat dissipation



100 W
INPUT: 100-240 V/AC 600 mA
TOT. OUTPUT: 5 V/DC 20 A
SING. OUTPUT: 10 x USB 5 V/DC 2 A

150 x 75 x 55 mm
410 gr

MPW-10

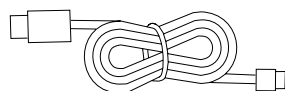
66,00 €

Cavo di ricarica

USB-C

Soluzione efficiente e rapida per mantenere le lampade sempre operative. La costruzione robusta e i materiali di alta qualità garantiscono una connessione stabile e duratura.

Efficient and fast solution to keep lamps always operational. The sturdy construction and high-quality materials ensure a stable and long-lasting connection.



USB-A / USB-C
1 mt

RC-LMP

1,00 €

Display systems and accessories

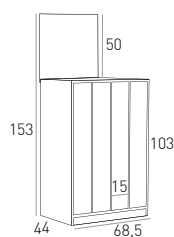


Espositore da terra

Expo Lume

Espositore in legno studiato appositamente per le Lume Plus.
Viene fornito completo di prodotti e pannello pubblicitario in cartone.
La parte inferiore permette l'esposizione fino a 28 scatole.

Wooden display specially designed for Lume Plus.
Fully equipped with products and cardboard advertising board.
The lower part allows to display up to 28 boxes.



EXPO-LUME

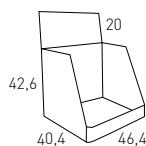


Espositore da banco

Expo Desk

Espositore in cartone fornito completo di prodotti.
Specifico per Lume Plus e Margò, permette l'esposizione fino a 9 scatole.

Cardboard display equipped with products.
Specific for Lume Plus and Margò, allows to display up to 9 boxes.



EXPO-DESK

Decorative Lamps

LUME PLUS

Dotata di una doppia emissione luminosa, Lume Plus permette di regolare il tipo di luce in base alle proprie esigenze. La sua autonomia fino a 40 ore garantisce una durata eccezionale, rendendola la scelta ideale per chi cerca una soluzione di illuminazione affidabile e durevole.



Equipped with double light emission, Lume Plus allows you to adjust the type of light according to your needs. With its 40 hours autonomy, it guarantees exceptional durability, making it the ideal choice for a reliable and durable lighting solution.

OPERA

Il suo particolare design e l'elegante finitura color oro rendono Opera la soluzione ideale per gli ambienti più esigenti. Doppia modalità di ricarica e Touch Control per la regolazione dell'intensità luminosa. Tramite le cover opzionali è possibile completare e personalizzare la lampada.



Its particular design and elegant gold finish make Opera the ideal solution for the most demanding environments. Double charging mode and Touch Control for adjusting the light intensity. Through the optional covers it is possible to complete and customize the lamp.

COCÒ

Cocò è la vivace e coloratissima lampada da tavolo Pop per eccellenza. Disponibile in 5 finiture dall'effetto lucido, può essere ricaricata tramite cavo USB-C o posizionata sulla base di ricarica a contatto. Sfiando il tasto sulla parte superiore è possibile regolare l'intensità luminosa.



Cocò is the lively and colorful Pop table lamp par excellence. Available in 5 glossy effect finishes, it can be recharged via USB-C cable or placed on the contact charging base. By touching the button on the upper part, it is possible to adjust the light intensity.

MARGÒ

Lampada dal raffinato diffusore plissettato, ideale per adattarsi ad ogni tipologia di arredo. Dimmerabile tramite il Touch Control posto sulla parte superiore e ricaricabile tramite il cavo USB-C incluso, Margò si distingue per le sue ricercate finiture pastello dallo stile inconfondibile.



Lamp with a refined pleated diffuser, ideal for adapting to any type of furniture. Dimmable via the Touch Control located on the top and rechargeable with the included USB-C cable, Margò stands out for its polished pastel finishes with a unique style.

ATHENA

Installabile a superficie o a sospensione tramite l'occhietto gommato, Athena è la lampada ricaricabile perfetta per illuminare con stile ed eleganza ogni ambiente interno ed esterno. La sua struttura in alluminio, solida e robusta, la rende versatile e utilizzabile in molteplici contesti.



Surface-mounted or suspended using the rubberized eyelet, Athena is the perfect rechargeable lamp for illuminating any indoor and outdoor environment with style and elegance. Its solid and sturdy aluminum structure makes it versatile for use in many contexts.

ALTEA


Utilizzando i moduli asta inclusi è possibile installare Altea in 3 modalità per ottenere altezze differenti in base alle esigenze. Premendo il pulsante posizionato sotto la lampada è possibile selezionare tra 5 livelli di luminosità, per ottenere una fantastica diffusione luminosa a 360°.



Using the rod modules included, it is possible to install Altea in 3 ways to obtain different heights according to needs. By pressing the button located under the lamp, it is possible to select between 5 brightness levels, to obtain a fantastic 360° light diffusion.

BOLLA

Si ricarica autonomamente grazie al pannello fotovoltaico interno oppure utilizzando il cavo USB-C incluso. Il picchetto ed il telecomando inclusi ne facilitano l'installazione nel terreno e la selezione del colore luce tra calda o multicolore. Bolla è disponibile in 3 dimensioni.



It recharges on its own thanks to the built-in photovoltaic panel or by using the included USB-C cable. The spike and remote control included allow an easy installation in the ground and select light temperature between warm or multicolor. Bolla is available in 3 sizes.

PIXEL

Tramite il magnete posto sul corpo illuminante, Pixel può essere installata su asta o sul pratico supporto adesivo. Versatile e dimmerabile, risulta una fonte luminosa perfetta per essere trasportata e comodissima da ricaricare grazie alla porta USB-C posizionata sul retro.



Through the magnet placed on the light source, Pixel can be installed on a pole or on the practical adhesive mount. Versatile and dimmable, it proves to be a perfect light source to be carried and incredibly convenient to recharge thanks to USB-C port positioned on the back.

Indice Alfabetico

Cod.	Inner	Master	Ean	Pag.	€
ALT-0215030	1	4	9090171021882	26	120,00
ATHEBI-033030	1	8	9090171021851	22	110,00
ATHECO-033030	1	8	9090171021875	22	110,00
ATHENE-033030	1	8	9090171021868	22	110,00
BLL-042500	1	4	9090171022643	30	65,00
BLL-043000	1	2	9090171022650	30	77,00
BLL-044000	1	1	9090171022667	30	108,00
COBIG-152527	1	6	9090171021387	14	110,00
COBLUG-152527	1	6	9090171021417	14	110,00
CONEG-152527	1	6	9090171021394	14	110,00
COROG-152527	1	6	9090171021424	14	110,00
COVEG-152527	1	6	9090171021400	14	110,00
EXPO-DESK	1	16	9090171022360	39	/
EXPO-LUME	1	4	9090171020656	39	/
KITGPW	4	20	-	38	/
LMPB-023827	1	9	9090171019049	6	86,00
LMPBG-023827	1	9	9090171021202	6	115,00
LMPC-023827	1	9	9090171019063	6	86,00
LMPCG-023827	1	9	9090171021226	6	115,00
LMPN-023827	1	9	9090171019056	6	86,00
LMPNG-023827	1	9	9090171021219	6	115,00
LMPT-023827	1	9	9090171020663	6	86,00
MPW-10	1	30	9090171021035	38	66,00
MRGBI-043830	1	10	9090171021769	18	49,00
MRGCO-043830	1	10	9090171021752	18	49,00
MRGTO-043830	1	10	9090171021721	18	49,00
MRGTU-043830	1	10	9090171021714	18	49,00
MRGVE-043830	1	10	9090171021745	18	49,00
OPRG-022827	1	8	9090171021356	10	137,00
OPRG-CAPBLU	5	80	9090171023626	10	12,00
OPRG-CAPCLE	5	80	9090171021370	10	12,00
OPRG-CAPSMK	5	80	9090171021363	10	12,00
OPRG-CAPVE	5	80	9090171023633	10	12,00
OPRG-CAPVIO	5	80	9090171023640	10	12,00
PGPW-08	1	5	9090171021233	38	187,00
PXLBI-013840	1	10	9090171021677	34	55,00
PXLNE-013840	1	10	9090171021684	34	55,00
RC-LMP	1	1	9090171021066	38	1,00

Condizioni generali di vendita

GENERALITÀ

Le condizioni generali di vendita, qui di seguito riportate, si intendono valide per qualsiasi ordine pervenuto alla ns. Azienda e costituiscono parte essenziale di ciascun ordine. Eventuali modifiche alle presenti clausole nonché eventuali condizioni particolari dovranno essere espressamente concordate per iscritto.

ORDINI

Le ordinazioni acquisite dalla nostra organizzazione di vendita sono soggette all'approvazione della ns. Azienda. Non si accettano ordini d'importo inferiore a € 500,00 + IVA. Ordini pervenuti con quantità inferiori agli standard indicati a listino, saranno automaticamente arrotondati all'importo minimo, altrimenti non potranno essere gestiti.

TRASPORTO

La merce viaggia a rischio e pericolo del Committente il quale, nel proprio interesse, deve verificare, prima del ritiro, l'integrità dei colli e la quantità della merce ricevuta. Eventuali reclami dovranno essere avanzati direttamente al vettore al momento della consegna e comunicati anche alla ns. Azienda, come indicato al capitolo "Reclami".

CONSEGNE

I termini di consegna hanno carattere puramente indicativo e non hanno valore contrattuale. La spedizione viene effettuata unicamente con ns. corrieri convenzionati. La consegna si intende effettuata nel momento in cui la merce viene conferita al vettore. La consegna della merce con procedure d'urgenza e/o sponda idraulica, verrà effettuata solamente previa accettazione da parte dell'acquirente del costo aggiuntivo relativo al servizio richiesto. All'atto della consegna l'acquirente si impegna a verificare immediatamente e in presenza del vettore la conformità quantitativa e l'integrità dei colli inviati rispetto al D.D.T. e al packing-list, anche per consegne con pallets filmati.

GARANZIA

La ns. Azienda garantisce che i prodotti sono esenti da vizi o difetti di fabbricazione per un periodo di 2 anni decorrente dalla data di consegna dei medesimi al Cliente. La garanzia non opererà con riferimento a quei prodotti i cui difetti sono dovuti a:

- I** Danni causati durante il trasporto; (ad eccezione di quanto indicato al capitolo "Reclami").
- II** Lampade che presentino rotture di vetri (ad eccezione di quanto indicato al capitolo "Reclami").
- III** Un uso negligente o improprio degli stessi;
- IV** Inosservanza delle istruzioni della ns. Azienda riguardanti il funzionamento, manutenzione e conservazione dei prodotti;
- V** Riparazioni o modifiche apportate dal Cliente o da soggetti terzi senza la previa autorizzazione scritta della ns. Azienda.
- VI** In ogni caso il Cliente non potrà far valere i diritti di garanzia verso la ns. Azienda, se il prezzo dei Prodotti non sia stato corrisposto alle condizioni e nei termini pattuiti, anche nel caso in cui la mancata corresponsione del prezzo alle condizioni e nei termini pattuiti si riferisca a prodotti diversi da quelli per i quali il Cliente intende far valere la garanzia. La ns. Azienda non riconosce alcuna garanzia circa la conformità dei prodotti alle norme e ai regolamenti di Paesi che non rientrano o non appartengono all'Unione Europea.

RECLAMI

A condizione che il reclamo del Cliente sia coperto dalla garanzia e notificato nei termini sotto indicati, la ns. Azienda si impegnerà, a sua discrezione, a sostituire o riparare ciascun prodotto o le parti di questo che presentino vizi o difetti. Eventuali reclami devono essere inviati per iscritto alla ns. Azienda entro 8 giorni dal ricevimento della merce. Per reclami relativi a differenze quantitative o per colli danneggiati, o per rotture di vetri delle lampade, dovranno essere evidenziati sia nel D.D.T. che nella lettera di vettura del corriere, pena la non ns. accettazione del reclamo. Non sarà accettato nessun reclamo se non esclusivamente operato nel modo sopraindicato.

RESI MERCE

Eventuali prodotti difettosi potranno essere resi esclusivamente previa ns. autorizzazione, con le modalità che Vi saranno comunicate dall'ufficio contestazioni al momento della richiesta di reso. Previa iniziale valutazione telefonica, o eventuale ns. intervento diretto per la prima verifica, seguiranno istruzioni da parte della ns. Azienda per effettuare il reso. I resi autorizzati dovranno essere inviati ai magazzini, corredati di regolare D.D.T. e dei relativi estremi d'acquisto. Prodotti che hanno subito un utilizzo, anche parziale, non possono essere considerati difettosi; in questo caso si valuterà la convenienza della sostituzione del componente danneggiato, con spese a carico dell'acquirente. Si precisa che con il termine "materiale difettoso" è inteso qualsiasi prodotto che non abbia subito alcun utilizzo e che presenti evidenti anomalie di fabbricazione e/o di funzionamento. Non rientrano nel campo dei difettosi le lampade che presentano rotture di vetri. Altri prodotti potranno essere resi esclusivamente previa ns. autorizzazione, in porto franco, con le modalità che Vi saranno comunicate dall'ufficio contestazioni al momento della richiesta di reso ed accreditati al prezzo di acquisto dedotto un minimo del 10% per le spese di controllo, rimborso e riposizionamento a magazzino. Non potranno essere prese in considerazione richieste di resi di materiale la cui consegna risalga a più di 24 mesi prima della richiesta di restituzione, ed inoltre per articoli non presenti nell'attuale listino.

PAGAMENTI

I pagamenti devono essere eseguiti alla ns. Azienda, alla scadenza stabilita e per l'importo pattuito, ed indirizzati unicamente alla ns. sede amministrativa. In caso di ritardo del pagamento delle scadenze, anche parziale, oltre i termini concordati, l'Azienda si riserva la facoltà a sospendere successivi invii di merce. Saranno conteggiati gli interessi bancari per il ritardo sul pagamento concordato, secondo le modalità di legge in vigore.

PROPRIETÀ DELLA MERCE

La ns. Azienda rimane proprietaria della merce fino al completo pagamento della stessa da parte del Committente.

MISURE E DISEGNI

Le indicazioni di misure e disegni riguardanti la costruzione dei prodotti, le dimensioni, le caratteristiche tecniche e/o fotometriche, presenti su qualsiasi pubblicazione della ns. Azienda, sono da intendersi a puro titolo informativo e possono essere soggette a modifiche senza alcun preavviso. Per informazioni aggiornate sui prodotti, visitare il sito: www.century-italia.com.

RESPONSABILITÀ

I prodotti devono essere utilizzati e/o installati nel rispetto delle loro caratteristiche tecniche e delle istruzioni indicate, in osservanza delle disposizioni di sicurezza esistenti nel paese di utilizzo e/o d'installazione. La ns. Azienda declina ogni responsabilità per eventuali danni che possono, direttamente o indirettamente, derivare a persone, cose ed animali domestici, in conseguenza della mancata osservanza di tutte le prescrizioni indicate sui prodotti e/o sulle istruzioni per l'uso e/o per installazione. La ns. Azienda declina inoltre ogni responsabilità, qualora i prodotti fossero utilizzati per applicazioni speciali, o installati in posizioni per le quali si richiedesse l'ausilio di ponteggi, trabatelli o gru; non sono pertanto imputabili alla ns. Azienda costi di disinstallazione o sostituzione, in caso di eventuali difettosità dei prodotti.

PROPRIETÀ INTELLETTUALE

La ns. Azienda si riserva i diritti, il titolo e la proprietà intellettuale su documenti, disegni, fotografie e schede fornite al Cliente. Il Cliente non potrà utilizzare tale documentazione, senza previa autorizzazione scritta della ns. Azienda, per la realizzazione di propri cataloghi, volantini promozionali, siti web o qualunque altro mezzo divulgativo e/o pubblicitario.

FORO COMPETENTE

Per ogni controversia che dovesse sorgere tra la ns. Azienda ed il Committente, si intende eletto Foro competente quello della Ditta Venditrice.

General terms of sale

GENERAL INFORMATION

The general terms of sale below are valid for any order received from our Company and they are an essential part of each order. Any change to these clauses and any particular condition must be expressly agreed in writing.

ORDERS

Orders acquired by our sales team are subject to our Company approval. Orders received with quantities less than the listed standards will be automatically rounded to the minimum packaging, otherwise they will not be managed.

TRANSPORTATION

The goods travel is at Client risk. It's in his own interest to check, before withdrawal, the integrity of packages and quantity of received goods. Any complaint must be made directly to the carrier at delivery time and communicated to our Company, as stated in the chapter "Complaints".

DELIVERY

The terms of delivery are purely indicative and have no contractual value. The shipment is carried out only with our trusted couriers. The delivery is intended to be made at the time the goods are delivered to the carrier. The delivery of the goods with emergency procedures and/or hydraulic bank, will be carried out only after acceptance by the Client of the additional cost related to the requested service. At delivery time, the Client undertakes to check immediately the quantitative compliance and integrity of the received packages as mentioned on Transport Document and the packing-list, even for deliveries with filmed pallets.

WARRANTY

Our Company guarantees that the products are free of manufacturing defects for a period of 2 years from the date of delivery to the Client. The warranty will not cover products whose defects are due to:

- I** Damage caused during transport; [except what is described in the "Complaints" chapter].
- II** Lamps with broken glass [except what is described in the "Complaints" chapter].
- III** A negligent or improper use;
- IV** Non-compliance with the instructions of our Company regarding the use, maintenance and preservation of products;
- V** Repairs or changes made by the Client or third parties without the prior written permission of our Company.
- VI** In any case, the Client will not be able to claim the warranty rights to our Company if the price of the products has not been paid under the agreed terms and conditions, even if the non-payment refers to products different from those for which the Client intends to make guarantee. Our Company does not recognize any guarantee regarding products compliance with the rules and regulations of countries not belonging to the European Union.

COMPLAINTS

As long as the Client complaint is covered by the warranty and notified in the below terms, our Company will undertake at its discretion to replace or repair each defective product or component. Any written complaint must be received by our Company within 8 days from delivery. Complaints about quantitative differences or damaged packages, or for broken lamps, should be highlighted on the Transport Document and the courier's letter. Any other way will be not accepted.

RETURNS

All defective products can be returned after our permission only. Naturally it is necessary a first evaluation or check, then instructions from our Company to make the return will follow. Authorized returns must be sent to our warehouses with Transport Document and related purchase details. Products that have been used, even partially, cannot be considered defective; in this case, the convenience of replacing the damaged component will be evaluated, at Client cost. It should be noted that the term "defective" means any product that has not been used and has obvious manufacturing and/or operating anomalies. Broken glass lamps do not fall within the field of defectiveness. Other products can be returned by our permission only, freight prepaid, as communicated by the claim's office at the time of the request. The price paid for the product will be refunded except 10 % charged for control, repackaging and repositioning in stock. Requests for returns of goods delivered more than 24 months before the claim will not be considered.

PAYMENTS

Payments must be made to our Company at the fixed deadline for the agreed amount and addressed only to our administrative headquarters. In the event of a delay in the payment, even partial, beyond the agreed deadlines, the Company reserves the right to suspend subsequent deliveries of goods. Bank fee will be counted for the delay on the agreed payment according to the current legal arrangements.

PROPERTY OF GOODS

Our Company remains the owner of the goods until the Customer pays for them in full.

SIZES AND DESIGNS

Technical drawings related to the construction of products, dimensions, technical and/or photometric characteristics on any publication of our Company, have to be understood as informational and may be subject to change without any notice. For the latest product information, visit: www.century-italia.com.

RESPONSIBILITY

The products must be used and/or installed in accordance with their technical characteristics and instructions, in accordance with the safety regulation in the country of use and/or installation. Our Company disclaims any liability for any damage that may, directly or indirectly, result from people, things and pets, as a result of non-compliance with all the requirements stated on the products and/or instructions for use and/or for installation. Our Company also disclaims any responsibility if the products are used for special applications, or installed in locations for which scaffolding, beams or cranes are required; costs of uninstallation or replacement, in case of any product defect, are therefore not charged by our Company.

INTELLECTUAL PROPERTY

Our Company reserves the rights, title and intellectual property on documents, drawings, photographs and datasheets provided to the Client. The Client can't use this documentation – without prior written permission from our Company – for the creation of its own catalogues, promotional flyers, websites or any other means of dissemination and/or advertising.

PLACE OF JURISDICTION

For every dispute that arises between our Company and the Client, the place of jurisdiction is intended to be the Seller's one.

Notes

Notes

Notes

CENTURY® DECORATIVE LAMPS 2024

Century Italia Srl

Strada Tor Tre Ponti, 68
04100 Latina (LT), Italy

Tel. +39 0773 24 27 08
Fax +39 0773 24 27 09
info@century-italia.com
www.century-italia.com

Made by
Century Italia

Printed in Italy
September 2023



Il presente documento potrebbe includere inesattezze tecniche o errori tipografici che verranno corretti a esclusiva discrezione di CENTURY® non appena rilevati. CENTURY® si riserva inoltre il diritto di variare i contenuti del catalogo in qualsiasi momento, senza preavviso. Con la tecnologia attuale non è possibile mostrare l'esatta qualità delle immagini dei prodotti come nella realtà. Le immagini presentate pertanto sono solo a scopo illustrativo e per finalità promozionali.

Tutti i contenuti presenti su questo documento, nonché il design dello stesso, appartengono unicamente a CENTURY® e sono protetti dalla normativa dettata in materia di tutela della proprietà intellettuale e del diritto d'autore. È pertanto vietato modificare, copiare, riprodurre, distribuire, trasmettere o diffondere senza autorizzazione ogni suo contenuto.

This document may include technical inaccuracies or typographical errors which will be corrected exclusively by CENTURY® as soon as detected. CENTURY® also reserves the right to change the contents of the catalog at a time, without notice. With current technology it is not possible to show the exact image quality of the products as in reality. The images presented are therefore for illustrative and promotional purposes only.

All the contents present on this same document, as well as the document by the same author, or individually to associated companies and are governed by the legislation on the protection of intellectual property and copyright. It is therefore forbidden to modify, reproduce, transmit or release any of its contents without authorization.



CENTURY ITALIA S.R.L.
Strada Tor Tre Ponti, 68 - 04100 - Latina (Lt) - Italy
Tel. +39 0773 24 27 08 - +39 0773 24 47 68 - Fax +39 0773 24 27 09
www.century-italia.com - info@century-italia.com



XCL-DEC24

9 090171 022940



CONSUMER 2024

CENTURY®

Guidata da una fiamma di innovazione, CENTURY® si impone come un faro nel settore dell'illuminazione.

Con passo deciso, esploriamo nuovi orizzonti, dove la sostenibilità e il rispetto per l'ambiente si uniscono all'eccellenza del design. Sogniamo un futuro luminoso e lo rendiamo realtà, illuminando il mondo con una visione che brilla di speranza e bellezza.

Driven by a flame of innovation, CENTURY stands out like a lighthouse in lighting industry.

We explore fiercely new horizons, where sustainability and environment safeguard combine with design excellence. We dream of a brighter future and we make it happen, lighting up the world with a sparkling vision of hope and beauty.



PHOTO INDEX
4

NEW PRODUCTS
8

ABOUT US
12

Century Italia è fornitore a livello internazionale di soluzioni illuminotecniche. Progettando e innovando continuamente, ci impegniamo a portare il meglio in ogni casa, famiglia e organizzazione per un mondo sempre più efficiente e sostenibile.

Century Italia is international supplier of lighting solutions. By continually designing and innovating, we are committed to bringing the best to every home, family and organization for an increasingly efficient and sustainable world.



century-italia.com

SORGENTI
16 - 51

STRIP - PROFILI - PLAFONIERE
52 - 77

INCASSO
78 - 95

INDOOR
DECORATIVO
96 - 117

PLAFONIERE
118 - 129

OUTDOOR
GARDEN - DECORATIVO
130 - 145

SOLARI
146 - 171

PROIETTORI
172 - 181

WORK
182 - 189

GO SMART
190 - 201

VERSATILI
202 - 209

ESPOSITORI
210 - 215

SORGENTI

LINEARI

INCASSO

INDOOR

PLAFONIERE

OUTDOOR

SOLARI

PROIETTORI

WORK

GO SMART

VERSATILI

ESPOSITORI

INDICE FOTOGRAFICO

PHOTO INDEX

PHOTO INDEX

SORGENTI
FILAMENTO



INCANTO WHITE
18



INCANTO +
22



INCANTO GOCCIA
24



INCANTO GLOBO
25



INCANTO CLEAR
26



INCANTO SATEN
27



INCANTO CLEAR
DIMMABLE 28



INCANTO SATEN
DIMMABLE 29



INCANTO SILVER
30




INCANTO TUBOLARE
31



INCANTO EPOCA
32



INCANTO EPOCA
33



INCANTO EPOCA XL
33

SORGENTI
CLASSICHE



HARMONY
34



HARMONY GOCCIA
36



HARMONY GLOBO
37

SORGENTI
SPOT



LEXAR
38



LEXAR
39



DICRO SHOP 95
40



DICRO SHOP 90
40



SPOT MULTILED
41



SPOT MAXILED
41

SORGENTI
SPECIALI



PIXY G4
42



PIXY G9
43



PIXYFULL DIMM.
44



TRE-D
45



SENSOR
46



ARIA BT
47



SERIE LIGHT
48



CIRCOLINA
49




AR111
50



LAMPADA FRIGO
50



VOTIVA
50



KILLER 50
51



FLAME
51

LINEARI
STRISCE



ACCÈNTO PRO AC95
54



ACCÈNTO PRO IP67
56



ACCÈNTO PRO RGB+W
57



MAGIC
58



ACCÈNTO RGB+W
59



ACCÈNTO 230V
60



STRISCIA LED SENSOR
62



STRISCIA LED USB
63



ACCÈNTO
64



ACCÈNTO KIT
65



DRIVER
66



CONNECTORS
66



CONTROLLER
67



PROFILI
68

PHOTO INDEX

LINEARI PLAFONIERE



SPEEDY
70



STABILA
71



SUPERLIGHT
72



PRIMA
73



SUPREMA ROUND
74



SUPREMA ROUND-V
75



FULL VISION
76

INCASSO



P-TONDO
80



P-QUADRO
81



SPOTFIVE
82



ELIO
84



FUTURA
85



JESSY SQUARE
86



JESSY ROUND
90



KLAK
92




KLIK ROUND
94



KLIK SQUARE
95

INDOOR DECORATIVO




JESSY APPLIQUE
98



ENFASI STYLO
102



ENFASI SQUARE
104



ENFASI ROUND
106




ESSENZA SQUARE
108




ESSENZA RONDÒ
110




ESSENZA ORIENTABILE
112



FANTASY
114



FUSION 150
115



COLORFULL
116


PLAFONIERE



PL-TONDO
120



PL-QUADRO
121



BLANCA PERLA
122



BLANCA SLIM
123



OASI
124




PURA
126



SIMPLY
128


OUTDOOR




FIESTA
132




FIESTA 230 V
133



BAMBOO
134



LILANDÀ
136




UP & DOWN +
138



REVERSO
140



AXO
142




FORMA
144

PHOTO INDEX

SOLARI




PROMETEO
148



ENERGY
150



SIRIO SOLAR
152



GIRASOLE
154



GENIUS
156




DVERSO
158




ARCADIA
160



DOMINO
162



STEP SOLAR
164



SUNNY
166



SUNNY XL
168



LEVANTE
170

PROIETTORI



PORTEO
174



SMILE
176



SIRIO BT
178



RAINBOW
180

WORK



JOLLY
184



REWORK
186



REWORK TREPPIEDI
187



STAND
189



TRIPOD
189

GO SMART



LAMPADRE SMART
195



ACCÈNTO SMART
196



CONTROLLER RGB+W
197



BLANCA SMART
198



SPOTFIVE SMART
199



INTERRUTTORE SMART
200



SMART POWER
201

VERSATILI



GIARDINETTO
204



MINI WORK
205



FUNNY
205



PENNY
205



SALLY
205



MOUSE
206



TOMMY
206



ITALO
206



NEMO
207



SOLIDEA
207



COMODA
208



COMODA SOLAR
208



SEGNALATORI
209

NEW



SORGENTI - INCANTO WHITE
18



SORGENTI - INCANTO +
22



SORGENTI - SPOT
39



SORGENTI - TRE-D
45



SORGENTI - ARIA BT
47



LINEARI - ACCÈNTO PRO AC95
54



LINEARI - STRISCIA LED SENSOR
62



LINEARI - STRISCIA LED USB
63



LINEARI - SPEEDY
70



LINEARI - PRIMA
73



LINEARI - SUPREMA ROUND-V
75



LINEARI - FULL VISION+
76



INCASSO - ELIO
84



PLAFONIERE - OASI
124



OUTDOOR - BAMBOO
134

NEW



TRICOLOR

OUTDOOR - FORMA
144



SOLARI - PROMETEO
148



SOLARI - ENERGY
150



SOLARI - GIRASOLE
154



NEW WATT

SOLARI - DOMINO
162



SOLARI - STEP SOLAR
164



SOLARI - SUNNY
166



SOLARI - SUNNY XL
168



NEW WATT

SOLARI - LEVANTE
170



SENSOR

PROIETTORI - PORTEO
174



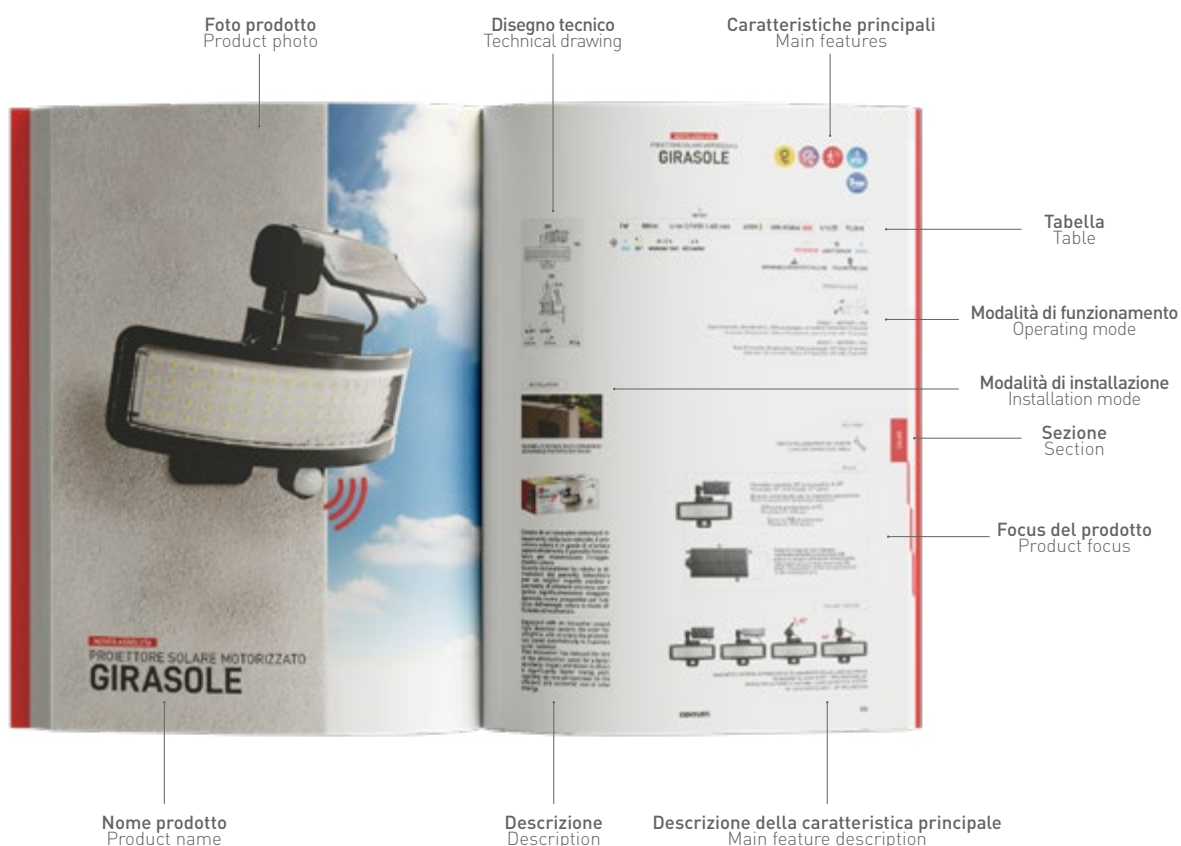
PROIETTORI - SMILE
176



NEW WATT

WORK - REWORK
186

LETTURA DEL CATALOGO CATALOG READING





TABLE

Disegno tecnico Technical drawing	Flusso luminoso luminous flux		Colore luce Power	Nuovo codice New code	Prezzo Price
	Potenza Power	Tipologia di batteria Battery type		Codice Code	Inner/ Master
	7 W	800 lm	4000K	GRS-072840 NEW	1/12
	IP65	90°	~8-12 h	~6 h	3 YEARS
	Caratteristiche tecniche Technical features			Vantaggi principali del prodotto Main advantages of the product	
	Inclinazione e rotazione su asse Inclination and rotation on axis			SEPARABLE MONOCRYSTALLINE	
	Peso Weight			FOLLOW THE SUN	
	Distanza di rilevamento Detection distance				
	Altezza installazione Installation height				

Il presente documento potrebbe includere inesattezze tecniche o errori tipografici che verranno corretti ad esclusiva discrezione di CENTURY® non appena rilevati. CENTURY® si riserva inoltre il diritto di variare i contenuti del catalogo in qualsiasi momento, senza preavviso. Le misure, se non espressamente specificato, sono da considerarsi in millimetri. This document may include technical inaccuracies or typographical errors which will be corrected at CENTURY®'s sole discretion as soon as detected. CENTURY® also reserves the right to change the contents of the catalog at any time, without notice. The measurements, if not expressly specified, are to be considered in millimeters.

LEGENDA DEI SIMBOLI

SYMBOLS LEGEND

	Installazione a soffitto Ceiling installation		Proiettore portatile Portable floodlight		Classe energetica Energy rating		Materiale di composizione della struttura Composition material of the structure
	Incasso a soffitto Ceiling recessed		Sorgente luminosa Light source		Alimentatore incluso Driver included		Materiale di composizione della lente o diffusore Composition material of lens or diffuser
	Sospensione Suspension		Doppia emissione Double emission		Alimentatore LIFUD professionale Professional LIFUD driver		Struttura ad alta dissipazione di calore High heat dissipation structure
	Installazione a parete Wall installation		Classe di isolamento I Protection class I		Grado di protezione IP Index of protection		Sensore di movimento integrato Integrated motion sensor
	Installazione a parete in mono emissione Single emission wall installation		Classe di isolamento II Protection class II		Indice di resistenza agli impatti meccanici Index of resistance to mechanical impacts		Sensore crepuscolare integrato Integrated light sensor
	Installazione a parete in biemissione Double emission wall installation		Classe di isolamento III Protection class III		Ore di vita del LED LED Lifespan hours		Pannello fotovoltaico monocristallino integrato Integrated monocrystalline photovoltaic panel
	Proiettore, luce orientabile Floodlight, adjustable light		Corrente alternata 220-240 V 50/60 Hz Alternating current 220-240 V 50/60 Hz		Garanzia Warranty		Facile da installare Easy to install
	Installazione su palo dritto Straight pole installation		Corrente costante 24 V/DC Constant current 24 V/DC	<19 UGR symbol" data-bbox="508 595 554 630"/>	Indice unificato di abbagliamento Unified glare rating		Ultra slim
	Installazione su palo curvo Curved pole installation		Dimmerabile Dimmable		Indice di resa cromatica Color rendering index		Altezza regolabile Adjustable height
	Rotosimmetrico Rotosymmetrical		Dimmerabile con sistemi a taglio di fase Dimmable with Trailing-Edge systems		Tonalità RGB RGB color tones		Attacco del portalampada Lamp holder socket
	Paletto da giardino Garden bollard		Dimmerabile DALI-2 DALI-2 dimmable		Tonalità RGB + chip bianco dedicato RGB color tones + white LED chip		Verniciabile Paintable
	Picchetto, luce orientabile Spike, adjustable light		Dimmerabile tramite pulsante Dimmable by switch-dim		Selettore del colore luce integrato Integrated color temperature selector		Collegabile Connectable







La solidità e la riconoscibilità del brand CENTURY® derivano dalla costante qualità dei prodotti, dalla capacità di innovare e dal saper guardare al domani con spirito sostenibile. Un'equipe di professionisti costantemente alla ricerca dell'eccellenza, sempre pronti ad esplorare nuovi luminosi orizzonti.

The solidity and recognizability of the CENTURY® brand derive from the constant quality of the products, the ability to innovate and the ability to look to the future with a sustainable spirit. A team of professionals constantly in search of excellence, always ready to explore new bright horizons.



Dal 1995 progettiamo e realizziamo soluzioni illuminotecniche che esprimono funzionalità, performance e design. Illuminare per noi vuol dire progettare prodotti all'avanguardia, in grado di coniugare ottime prestazioni e consistente risparmio energetico.


Since 1995 we have been designing and manufacturing lighting solutions that express functionality, performance and design. For us, lighting means designing cutting-edge products, capable of combining excellent performance and substantial energy savings.





I valori in cui crediamo sono il nostro marchio di fabbrica: IMPEGNO, INNOVAZIONE, SOSTENIBILITÀ e INTEGRITÀ. Rappresentano la nostra identità aziendale e ci guidano verso un futuro luminoso, dove ci impegniamo per superare le sfide, innovare, preservare l'ambiente e costruire relazioni basate sull'onestà e il rispetto reciproco.

The values we believe in are our trademark: COMMITMENT, INNOVATION, SUSTAINABILITY and INTEGRITY. Represent our corporate identity and guide us towards a bright future, in which we are committed to overcoming challenges, innovating, preserving the environment and building relationships based on honesty and mutual respect.



L'illuminazione di qualità cambia radicalmente la prospettiva con cui percepiamo il mondo.

Con le nostre soluzioni LED all'avanguardia, miriamo a valorizzare gli ambienti, enfatizzando le loro bellezze e creando esperienze visive uniche e coinvolgenti per tutti.

Our world perspective can totally change according to quality of lighting. We create the best LED solutions capable of enhancing the environment and its beauties.

With our cutting-edge LED solutions, we aim to accentuate the beauty of spaces, creating unique and engaging visual experiences for all.



Da oltre 25 anni il tuo partner per l'illuminazione.
Your lighting partner for over 25 years.


century-italia.com



CHAPTER 1

SORGENTI

FILAMENTO - CLASSICHE - SPOT - SPECIALI

FILAMENT - CLASSIC - SPOT - SPECIAL



NOVITÀ ASSOLUTA

INCANTO
WHITE

NOVITÀ ASSOLUTA

INCANTO WHITE

SORCENTI



La prima lampadina invisibile!

Presentiamo con orgoglio **INCANTO WHITE**, la lampadina LED a filamento bianco che ridefinisce l'illuminazione moderna. Grazie a speciali filamenti LED bianchi, questa lampadina si fonde perfettamente con qualsiasi lampadario o applique, mantenendo l'essenza del design senza compromessi. Finalmente, puoi goderti una luce di qualità senza dover rinunciare all'estetica.

The first invisible light bulb!

We are proud of introducing **INCANTO WHITE**, the white LED filament bulb that redefines modern illumination. Thanks to special white LED filaments, this bulb seamlessly blends with any chandelier or sconce, maintaining the essence of design without compromises. Finally, you can enjoy high-quality lighting without giving up on aesthetics.



NOVITÀ ASSOLUTA

INCANTO WHITE




Innovativo LED a filamento bianco
Innovative white filament LED



Fino a 1.521 lm
Up to 1.521 lm



Luce calda 2700 K o naturale 4000K
2700K warm light or 4000K natural



Attacco E14 o E27
E14 or E27 socket

L'innovativo filamento bianco si distingue dal tradizionale filamento giallo poiché si integra armoniosamente nell'arredamento grazie alla sua estetica total white.
The innovative white filament differs from the traditional yellow filament as it blends harmoniously into the ambience thanks to its total white look.

NOVITÀ ASSOLUTA

SORGENTI A FILAMENTO LED BIANCO

INCANTO WHITE

INVISIBLE FILAMENT

SORGENTI



Ø 45 x 80 mm - 13 g



Ø 45 x 80 mm - 19 g



Ø 35 x 98 mm - 14 g



Ø 60 x 108 mm - 33 g



Ø 64 x 140 mm - 43 g



9 W - Ø 95 x 140 mm - 50 g
13 W - Ø 125 x 172 mm - 102 g

SFERA E14

E14	4,5 W = 40 W	470 lm	2700K	INH1GW-451427 <small>NEW</small>	10/50	4,00 €
			4000K	INH1GW-451440 <small>NEW</small>		

E14 220-240 V IP20 330°

INVISIBLE FILAMENT

SFERA E27

E27	4,5 W = 40 W	470 lm	2700K	INH1GW-452727 <small>NEW</small>	10/50	4,00 €
			4000K	INH1GW-452740 <small>NEW</small>		

E27 220-240 V IP20 330°

INVISIBLE FILAMENT

CANDELA

E14	4,5 W = 40 W	470 lm	2700K	INM1W-451427 <small>NEW</small>	10/50	4,00 €
			4000K	INM1W-451440 <small>NEW</small>		

E14 220-240 V IP20 330°

INVISIBLE FILAMENT

GOCCIA

E27	7,5 W = 60 W	806 lm	2700K	ING3W-752727 <small>NEW</small>	10/50	5,00 €
			4000K	ING3W-752740 <small>NEW</small>		
	9 W = 75 W	1.055 lm	2700K	ING3W-092727 <small>NEW</small>	10/50	6,00 €
			4000K	ING3W-092740 <small>NEW</small>		

9 W 7,5 W E27 220-240 V IP20 330°

INVISIBLE FILAMENT

EDISON

E27	7,5 W = 60 W	806 lm	2700K	INPW-752727 <small>NEW</small>	10/50	6,00 €
			4000K	INPW-752740 <small>NEW</small>		

E27 220-240 V IP20 330°


INVISIBLE FILAMENT

GLOBO

E27	9 W = 75 W	1.055 lm	2700K	ING95W-092727 <small>NEW</small>	5/20	7,50 €
			4000K	ING95W-092740 <small>NEW</small>		
	13 W = 100 W	1.521 lm	2700K	ING125W-142727 <small>NEW</small>	5/20	11,00 €
			4000K	ING125W-142740 <small>NEW</small>		

E27 220-240 V IP20 330°

INVISIBLE FILAMENT



50.000
hours

210
lm/W



La tecnologia LED del futuro è già qui.
The LED technology of the future is here.

NEW

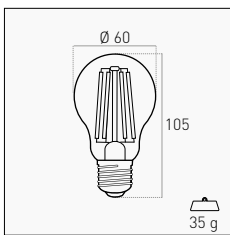
GOCCIA A FILAMENTO LED

INCANTO +

SUPER EFFICIENT

210
lm/W

SORGENTI



E27	2,2 W = 40 W	470 lm	3000K	ING3A-022730 <small>NEW</small>	10/50	11,00 €
			4000K	ING3A-022740 <small>NEW</small>		
	3,8 W = 60 W	806 lm	3000K	ING3A-042730 <small>NEW</small>	10/50	13,00 €
			4000K	ING3A-042740 <small>NEW</small>		
	5 W = 75 W	1.060 lm	3000K	ING3A-052730 <small>NEW</small>	10/50	14,50 €
			4000K	ING3A-052740 <small>NEW</small>		

E27 220-240 V IP20 330°

210 50.000 H
lm/W

TECHNICAL NOTES

50% DI RISPARMIO ENERGETICO RISPETTO ALLE ALTRE LAMPAD E LED A FILAMENTO
50% ENERGY SAVING COMPARED TO OTHER FILAMENT LED LAMPS

Lampade a filamento LED in vetro trasparente, luminose e super efficienti.
Bright and super efficient transparent glass LED filament lamps.

SORGENTI A FILAMENTO LED

INCANTO

GOCCIA

CLEAR



4-7-8-11 W - Ø 60 x 108 mm - 33 g
16 W - Ø 75 x 140 mm - 55 g

E27	4 W = 40 W	470 lm	2700K	ING3-042727	10/50	3,50 €
			4000K	ING3-042740		
	7 W = 60 W	806 lm	2700K	ING3-082727	10/50	4,00 €
			4000K	ING3-082740		
	8 W = 75 W	1.055 lm	2700K	ING3P-082727	10/50	5,00 €
			4000K	ING3P-082740		
	11 W = 100 W	1.521 lm	2700K	ING3-122727	10/50	6,00 €
			4000K	ING3-122740		
	16 W = 140 W	2.300 lm	2700K	ING3-162727	10/50	13,00 €
			4000K	ING3-162740		

11-16 W E27 220-240 V IP20 330°

SATEN



4-7-8-11 W - Ø 60 x 108 mm - 33 g
16 W - Ø 75 x 140 mm - 55 g

E27	4 W = 40 W	470 lm	3000K	INSG3-042730	10/50	3,50 €
			4000K	INSG3-042740		
			6500K	INSG3-042760		
	7 W = 60 W	806 lm	3000K	INSG3-082730	10/50	4,00 €
			4000K	INSG3-082740		
			6500K	INSG3-082760		
	8 W = 75 W	1.055 lm	3000K	INSG3P-082730	10/50	5,00 €
			4000K	INSG3P-082740		
			6500K	INSG3P-082760		
	11 W = 100 W	1.521 lm	3000K	INSG3-122730	10/50	6,50 €
			4000K	INSG3-122740		
			6500K	INSG3-122760		
	16 W = 140 W	2.300 lm	3000K	INSG3-162730	10/50	13,00 €
			4000K	INSG3-162740		
			6500K	INSG3-162760		

11-16 W E27 220-240 V IP20 330°

Lampade a filamento LED in vetro trasparente o opale, per un'illuminazione morbida e diffusa.
LED filament lamps in transparent or opal glass, for soft and diffused lighting.

SORGENTI A FILAMENTO LED

INCANTO

GLOBO

SORGENTI



8 W - Ø 95 x 140 mm - 50 g
 12 W - Ø 125 x 174 mm - 103 g
 11 - 16 W - Ø 125 x 170 mm - 100 g

CLEAR

E27	8 W = 75 W	1.055 lm	2700K	ING95-082727	5/20	8,00 €
			4000K	ING95-082740		
	11 W = 100 W	1.521 lm	2700K	ING125-122727	5/20	12,00 €
			4000K	ING125-122740		
	12 W = 100 W	1.521 lm	6500K	ING125-102760	5/20	12,00 €
	16 W = 140 W	2.300 lm	2700K	ING125-162727	5/20	16,50 €
			4000K	ING125-162740		

11-16 W E27 220-240 V IP20 330°



8 W - Ø 95 x 140 mm - 50 g
 10 W - Ø 125 x 174 mm - 103 g
 11 - 16 W - Ø 125 x 170 mm - 100 g

SATEN

E27	8 W = 75 W	1.055 lm	3000K	INSG95-082730	10/50	8,50 €
			4000K	INSG95-082740		
			6500K	INSG95-082760		
	11 W = 100 W	1.521 lm	3000K	INSG125-122730	10/50	13,00 €
			4000K	INSG125-122740		
			6500K	INSG125-122760		
	16 W = 140 W	2.300 lm	3000K	INSG125-162730	10/50	17,50 €
			4000K	INSG125-162740		
			6500K	INSG125-162760		

11-16 W E27 220-240 V IP20 330°

Lampade a filamento LED in vetro trasparente o opale, per un'illuminazione morbida e diffusa.
 LED filament lamps in transparent or opal glass, for soft and diffused lighting.

SORGENTI A FILAMENTO LED

INCANTO

CLEAR



Ø 45 x 80 mm - 13 g

SFERA E14

E14	2 W = 25 W	250 lm	2700K	INH1G-021427	10/50	3,00 €
			2700K	INH1G-041427		
	4 W = 40 W	470 lm	4000K	INH1G-041440	10/50	3,00 €
			2700K	INH1G-061427		
	6 W = 60 W	806 lm	4000K	INH1G-061440	10/50	4,00 €
			2700K	INH1G-061427		



Ø45 x 80 mm - 19 g

SFERA E27

E27	2 W = 25 W	250 lm	2700K	INH1G-022727	10/50	3,00 €
			2700K	INH1G-042727		
	4 W = 40 W	470 lm	4000K	INH1G-042740	10/50	3,00 €
			2700K	INH1G-062727		
	6 W = 60 W	806 lm	4000K	INH1G-062740	10/50	4,00 €
			2700K	INH1G-062727		



Ø35 x 98 mm - 13 g

CANDELA

E14	2 W = 25 W	250 lm	2700K	INM1-021427	10/50	3,00 €
			2700K	INM1-041427		
	4 W = 40 W	470 lm	4000K	INM1-041440	10/50	3,00 €
			2700K	INM1-061427		
	6 W = 60 W	806 lm	4000K	INM1-061440	10/50	4,00 €
			2700K	INM1-061427		



Ø35 x 98 mm - 13 g

TORTIGLIONE

E14	4 W = 40 W	470 lm	2700K	INTOR-041427	10/50	3,00 €
			4000K	INTOR-041440		
	6 W = 60 W	806 lm	2700K	INTOR-061427	10/50	4,00 €
			4000K	INTOR-061440		



Ø35 x 118 mm - 13 g

COLPO DI VENTO

E14	2 W = 25 W	250 lm	2700K	INM1C-021427	10/50	3,00 €
			2700K	INM1C-041427		
	4 W = 40 W	470 lm	4000K	INM1C-041440	10/50	3,00 €
			2700K	INM1C-061427		

Lampade a filamento LED in vetro trasparente, per un'illuminazione diffusa a 330°.
Transparent glass LED filament lamps with 330° diffused lighting.

E14 220-240 V IP20 330°

INCANTO

SATEN



Ø 45 x 80 mm - 13 g

SFERA E14

E14	4 W = 40 W	470 lm	3000K	INSH1G-041430	10/50	3,00 €
			4000K	INSH1G-041440		
			6500K	INSH1G-041460		
	6 W = 60 W	806 lm	3000K	INSH1G-061430	10/50	4,00 €
			4000K	INSH1G-061440		
			6500K	INSH1G-061460		



Ø45 x 80 mm - 19 g

SFERA E27

E14	4 W = 40 W	470 lm	3000K	INSH1G-042730	10/50	3,00 €
			4000K	INSH1G-042740		
			6500K	INSH1G-042760		
	6 W = 60 W	806 lm	3000K	INSH1G-062730	10/50	4,00 €
			4000K	INSH1G-062740		
			6500K	INSH1G-062760		



Ø35 x 98 mm - 13 g

CANDELA

E14	4 W = 40 W	470 lm	3000K	INSM1-041430	10/50	3,00 €
			4000K	INSM1-041440		
			6500K	INSM1-041460		
	6 W = 60 W	806 lm	3000K	INSM1-061430	10/50	4,00 €
			4000K	INSM1-061440		
			6500K	INSM1-061460		



Ø35 x 98 mm - 13 g

TORTIGLIONE

E14	4 W = 40 W	470 lm	3000K	INSTOR-041430	10/50	3,00 €
			4000K	INSTOR-041440		
			6500K	INSTOR-041460		
	6 W = 60 W	806 lm	3000K	INSTOR-061430	10/50	4,00 €
			4000K	INSTOR-061440		
			6500K	INSTOR-061460		



Ø35 x 118 mm - 13 g

COLPO DI VENTO

E14	4 W = 40 W	470 lm	3000K	INSM1C-041430	10/50	3,00 €
			4000K	INSM1C-041440		
			6500K	INSM1C-041460		

Lampade a filamento LED in vetro opale, per un'illuminazione morbida e diffusa.
Opal glass LED filament lamps with soft and diffused lighting.

E14 220-240 V IP20 3300°



CLEAR - DIMMABLE



Ø 60 x 108 mm - 33 g

GOCCIA E27

E27	11 W = 100 W	1.521 lm	2700K	INDG3-112727	10/50	9,50 €
			4000K	INDG3-112740		

E27 220-240 V IP20 330°

DIMMABLE



Ø45 x 80 mm - 15 g

SFERA E14

E14	6 W = 60 W	806 lm	2700K	INDH1G-061427	10/50	5,50 €
			4000K	INDH1G-061440		

E14 220-240 V IP20 330°

DIMMABLE



Ø35 x 98 mm - 13 g

CANDELA E14

E14	6 W = 60 W	806 lm	2700K	INDM1-061427	10/50	5,50 €
			4000K	INDM1-061440		

E14 220-240 V IP20 330°

DIMMABLE

TECHNICAL NOTES



DIMMERABILI CON SISTEMI A TAGLIO DI FASE
DIMMABLE WITH TRAILING-EDGE SYSTEMS

Lampade a filamento LED dimmerabili in vetro trasparente, per un'illuminazione diffusa a 330°.
Dimmable transparent glass LED filament lamps with 330° diffused lighting.



Ø 60 x 108 mm - 33 g

GOCCIA E27

E27	11 W = 100 W	1.521 lm	3000K	INSDG3-112730	10/50	11,00 €
			4000K	INSDG3-112740		

E27 220-240 V IP20 330°

DIMMABLE



Ø45 x 80 mm - 15 g

SFERA E14

E14	6 W = 60 W	806 lm	3000K	INSDH1G-061430	10/50	6,50 €
			4000K	INSDH1G-061440		

E14 220-240 V IP20 330°

DIMMABLE



Ø35 x 98 mm - 13 g

CANDELA E14

E14	6 W = 60 W	806 lm	3000K	INSDM1-061430	10/50	6,50 €
			4000K	INSDM1-061440		

E14 220-240 V IP20 330°

DIMMABLE

TECHNICAL NOTES



DIMMERABILI CON SISTEMI A TAGLIO DI FASE
DIMMABLE WITH TRAILING-EDGE SYSTEMS

Lampade a filamento LED dimmerabili in vetro opale, per un'illuminazione morbida e diffusa.
Dimmable opal glass LED filament lamps with soft and diffused lighting.

SORGENTI A FILAMENTO LED
INCANTO SILVER DOME



CLEAR - DIMMABLE



Ø 60 x 108 mm - 33 g

GOCCIA SILVER DOME E27

E27	8 W = 60 W	900 lm	Dimm.	2700K	ING3SD-082727	10/50	7,50 €
	11 W = 100 W	1.350 lm	No Dimm.	2700K	ING3S-112727	10/50	9,50 €

E27 220-240 V IP20 330°

SILVER DOME 8 W DIMMABLE



Ø45 x 80 mm - 15 g

SFERA SILVER DOME E14

E14	6 W = 60 W	680 lm	Dimm.	2700K	INH1GSD-061427	10/50	7,00 €
-----	------------	--------	-------	-------	-----------------------	-------	--------

E14 220-240 V IP20 330°

SILVER DOME DIMMABLE

TECHNICAL NOTES

DIMMERABILI CON SISTEMI A TAGLIO DI FASE
 DIMMABLE WITH TRAILING-EDGE SYSTEMS



Versione E27
E27 Version



Versione E14
E14 Version



Cupola argentata
Silver dome



NO abbagliamento
NO glare



NO dispersione
NO dispersion



Dimmerabile
Dimmable

Lampade a filamento LED in vetro trasparente con cupola argentata effetto specchio per una diffusione mirata della luce.
 Clear glass LED filament lamps with mirror effect silver dome for focused light diffusion.



4 W - Ø 25 x 85 mm - 12 g
7 W - Ø 30 x 102 mm - 17 g

CLEAR E14

E14	4 W = 40 W	470 lm	2700K	INTB-041427	10/50	3,50 €
			4000K	INTB-041440		
	7 W = 75 W	1.110 lm	2700K	INTB-071427	10/50	5,50 €
			4000K	INTB-071440		

7 W 4 W E14 220-240 V IP20 330°



Ø 30 x 98 mm - 23 g

CLEAR E27

E27	9 W = 85 W	1.200 lm	2700K	INTB-092727	10/50	7,00 €
			4000K	INTB-092740		

E27 220-240 V IP20 330°



Ø 30 x 102 mm - 17 g

SATEN E14

E14	7 W = 75 W	1.110 lm	3000K	INSTB-071430	10/50	5,50 €
			4000K	INSTB-071440		
			6500K	INSTB-071460		

E14 220-240 V IP20 330°



Ø 30 x 98 mm - 23 g

SATEN E27

E27	9 W = 85 W	1.200 lm	3000K	INSTB-092730	10/50	7,00 €
			4000K	INSTB-092740		
			6500K	INSTB-092760		

E27 220-240 V IP20 330°

Lampade tubolari con innovativa tecnologia a filamento LED in vetro opale o trasparente.
Tubular lamps with innovative LED filament technology in opal or transparent glass..

SORGENTI A FILAMENTO LED
INCANTO EPOCA



AMBER - DIMMABLE



Ø 35 x 98 mm - 14 g

CANDELA E14

E14	4 W = 30 W	400 lm	No Dimm.	2200K	INVM1-041422	10/50	5,50 €
			Dimm.	2200K	INVM1D-041422	10/50	6,50 €

E14 220-240 V IP20 330°

AMBER FINISH DIMMABLE

TECHNICAL NOTES

DIMMERABILE CON SISTEMI A TAGLIO DI FASE
 DIMMABLE WITH TRAILING-EDGE SYSTEMS



Ø 35 x 98 mm - 14 g

TORTIGLIONE E14

E14	4 W = 30 W	400 lm	No Dimm.	2200K	INVTOR-041422	10/50	5,50 €
-----	------------	--------	----------	-------	----------------------	-------	--------

E14 220-240 V IP20 330°

AMBER FINISH



Ø 37 x 118 mm - 14 g

COLPO DI VENTO E14

E14	4 W = 30 W	400 lm	No Dimm.	2200K	INVM1C-041422	10/50	5,50 €
-----	------------	--------	----------	-------	----------------------	-------	--------

E14 220-240 V IP20 330°

AMBER FINISH



Ø 60 x 106 mm - 33 g

GOCCIA E27

E27	8 W = 60 W	806 lm	No Dimm.	2200K	INVG3-082722	10/50	6,50 €
-----	------------	--------	----------	-------	---------------------	-------	--------

E27 220-240 V IP20 330°

AMBER FINISH

Lampade a filamento LED dalla finitura ambrata che garantiscono un'atmosfera suggestiva.
 Amber finish LED filament lamps for a suggestive atmosphere.

SORGENTI A FILAMENTO LED
INCANTO EPOCA

AMBER - DIMMABLE



Ø 64 x 140 mm - 40 g

EDISON E27

E27	8 W = 60 W	806 lm	No Dimm.	2200K	INV P-082722	10/50	7,00 €
	11 W = 85 W	1.350	Dimm.	2200K	INV P D-122722	10/50	11,00 €

11 W E27 220-240 V IP20 330°

AMBER FINISH 11 W DIMMABLE



Ø 125 x 170 mm - 100 g

GLOBO E27

E27	8 W = 60 W	806 lm	No Dimm.	2200K	INV G125-082722	5/20	16,50 €
	11 W = 85 W	1.350	Dimm.	2200K	INV G125 D-122722	5/20	19,00 €

11 W E27 220-240 V IP20 330°

AMBER FINISH 11 W DIMMABLE



Ø 160 x 320 mm - 265 g

GLOBO XL E27

E27	8 W = 60 W	806 lm	Dimm.	2200K	INV PS160-082722	1/4	77,00 €
-----	------------	--------	-------	-------	-------------------------	-----	---------

E27 220-240 V IP20 330°

AMBER FINISH DIMMABLE

XL



Ø 200 x 300 mm - 366 g

GLOBO XL E27

E27	8 W = 60 W	806 lm	Dimm.	2200K	INV G200-082722	1/4	79,00 €
-----	------------	--------	-------	-------	------------------------	-----	---------

E27 220-240 V IP20 330°

AMBER FINISH DIMMABLE

TECHNICAL NOTES



DIMMERABILI CON SISTEMI A TAGLIO DI FASE
 DIMMABLE WITH TRAILING-EDGE SYSTEMS

Lampade a filamento LED dalla finitura ambrata che garantiscono un'atmosfera suggestiva.
 Amber finish LED filament lamps for a suggestive atmosphere.

SORGENTI CLASSICHE
HARMONY

SFERA E14



4 W - 6 W - Ø 45 x 80 mm - 23 g
8 W - Ø 45 x 80 mm - 33 g

E14	4 W = 30 W	350 lm	∠ 200°	3000K	HR80H1G-041430	10/50	2,00 €
				4000K	HR80H1G-041440		
				6500K	HR80H1G-041464		
	6 W = 40 W	490 lm	∠ 200°	3000K	ONH1G-061430	10/50	2,50 €
				4000K	ONH1G-061440		
				6500K	ONH1G-061465		
	8 W = 60 W	806 lm	∠ 180°	3000K	ONH1G-081430	10/50	3,00 €
				4000K	ONH1G-081440		
				6500K	ONH1G-081465		

6 W E14 220-240 V IP20 180° - 200°

N.B.

I codici ONH1G- (Ex ONDA) fanno ora parte della famiglia HARMONY.
I prossimi lotti di produzione riporteranno i nuovi codici HR80H1G-
ONH1G- codes [Ex ONDA] became part of HARMONY family.
Next production batches will report the new codes HR80H1G-

SFERA E27



4 W - 6 W - Ø 45 x 80 mm - 23 g
8 W - Ø 45 x 80 mm - 33 g

E27	4 W = 30 W	350 lm	∠ 200°	3000K	HR80H1G-042730	10/50	2,00 €
				4000K	HR80H1G-042740		
				6500K	HR80H1G-042764		
	6 W = 40 W	490 lm	∠ 200°	3000K	ONH1G-062730	10/50	2,50 €
				4000K	ONH1G-062740		
				6500K	ONH1G-062765		
	8 W = 60 W	806 lm	∠ 180°	3000K	ONH1G-082730	10/50	3,00 €
				4000K	ONH1G-082740		
				6500K	ONH1G-082765		

6 W E27 220-240 V IP20 180° - 200°

N.B.

I codici ONH1G- (Ex ONDA) fanno ora parte della famiglia HARMONY.
I prossimi lotti di produzione riporteranno i nuovi codici HR80H1G-
The ONH1G- [Ex ONDA] became part of HARMONY family.
Next production batches will report the new codes HR80H1G-

Massima qualità della luce e possibilità di scelta tra diverse temperature di colore luce.
Maximum light quality and choice between different light color temperatures.

SORGENTI CLASSICHE
HARMONY

CANDELA E14



4 W - 6 W - Ø 37 x 100 mm - 20 g
8 W - Ø 37 x 106 mm - 30 g

E14	4 W = 30 W	350 lm	∠ 200°	3000K	HR80M1-041430	10/50	2,00 €
				4000K	HR80M1-041440		
				6500K	HR80M1-041464		
	6 W = 40 W	490 lm	∠ 220°	3000K	ONM1-061430	10/50	2,50 €
				4000K	ONM1-061440		
				6500K	ONM1-061465		
	8 W = 60 W	806 lm	∠ 220°	3000K	ONM1-081430	10/50	3,00 €
				4000K	ONM1-081440		
				6500K	ONM1-081465		

6 W E14 220-240 V IP20 200° - 220°

N.B.

I codici ONM1- (Ex ONDA) fanno ora parte della famiglia HARMONY.
I prossimi lotti di produzione riporteranno i nuovi codici HR80M1-
ONM1- codes [Ex ONDA] became part of HARMONY family.
Next production batches will report the new codes HR80M1-



Ø 37 x 124 mm - 23 g

COLPO DI VENTO E14

E14	6 W = 40 W	490 lm	∠ 220°	3000K	ONM1C-061430	10/50	2,50 €
				4000K	ONM1C-061440		
				6500K	ONM1C-061465		

E14 220-240 V IP20 220°

N.B.

I codici ONM1C- (Ex ONDA) fanno ora parte della famiglia HARMONY.
I prossimi lotti di produzione riporteranno i nuovi codici HR80M1C-
ONM1C- codes [Ex ONDA] became part of HARMONY family.
Next production batches will report the new codes HR80M1C-

Massima qualità della luce e possibilità di scelta tra diverse temperature di colore luce.
Maximum light quality and choice between different light color temperatures.

SORGENTI CLASSICHE
HARMONY



GOCCIA - DIMMABLE



GOCCIA E27

	A mm	B mm	g
9 W	∅ 60	108	30
11 W	∅ 60	108	30
15 W	∅ 60	123	40
18 W	∅ 65	120	90
20 W	∅ 65	133	65

Wattage	Equivalent Wattage	Lumen	Dimmable	Color Temperature	Code	Packaging	Price
9 W = 60 W	820 lm	No Dimm.	3000K	HR80G3-092730	10/50	2,50 €	
			4000K	HR80G3-092740			
			6500K	HR80G3-092764			
11 W = 75 W	1.055 lm	No Dimm.	3000K	HR80G3-112730	10/50	3,00 €	
			4000K	HR80G3-112740			
			6500K	HR80G3-112764			
15 W = 100 W	1.521 lm	No Dimm.	3000K	HR80G3-152730	10/50	4,50 €	
			4000K	HR80G3-152740			
			6500K	HR80G3-152764			
18 W = 100 W	1.921 lm	No Dimm.	3000K	HR80G3-172730	10/50	5,50 €	
			4000K	HR80G3-172740			
			6500K	HR80G3-172764			
20 W = 150 W	2.450 lm	No Dimm.	3000K	ARP-202730	10/50	8,00 €	
			4000K	ARP-202740			
			6500K	ARP-202765			
		Dimm.	3000K	ARPD-202730	10/50	11,50 €	
			4000K	ARPD-202740			
			6500K	ARPD-202765			

E27 220-240 V IP20 200°

3 YEARS
ARPD DIMMABLE ARP - ARPD

N.B.

TECHNICAL NOTES

DIMMERABILE CON SISTEMI A TAGLIO DI FASE
DIMMABLE WITH TRAILING-EDGE SYSTEMS

I codici ARP- e ARPD- (Ex ARIA PLUS) fanno ora parte della famiglia HARMONY.
I prossimi lotti di produzione riporteranno i nuovi codici HR80G3-
ARP- and ARPD- codes (Ex ARIA PLUS) became part of HARMONY family.
Next production batches will report the new codes HR80G3-

Massima qualità della luce e possibilità di scelta tra diverse temperature di colore luce.
Maximum light quality and choice between different light color temperatures.

SORGENTI CLASSICHE
HARMONY

GLOBO - DIMMABLE



GLOBO E27

	A mm	B mm	g
15 W	Ø 95	143	78
20 W	Ø 120	163	143
24 W	Ø 120	158	173
24 W Dimm	Ø 125	173	150

E27	15 W = 90 W	1.500 lm	No Dimm.	3000K	HR80G95-152730	6/24	9,00 €
				4000K	HR80G95-152740		
				6500K	HR80G95-152760		
E27	20 W = 120 W	2.100 lm	No Dimm.	3000K	HR80G120-202730	6/24	12,00 €
				4000K	HR80G120-202740		
				6500K	HR80G120-202760		
E27	24 W = 130 W	2.500 lm	No Dimm.	3000K	HR80G120-242730	6/24	14,00 €
				4000K	HR80G120-242740		
				6500K	HR80G120-242760		
			Dimm.	3000K	HRDG125-242730	6/24	16,50 €
				4000K	HRDG125-242740		
				6500K	HRDG125-242760		

E27 220-240 V IP20 220°

HRDG125 DIMMABLE

TECHNICAL NOTES

DIMMERABILE CON SISTEMI A TAGLIO DI FASE
DIMMABLE WITH TRAILING-EDGE SYSTEMS

Massima qualità della luce e possibilità di scelta tra diverse temperature di colore luce.
Maximum light quality and choice between different light color temperatures.

SORGENTI SPOT
LEXAR



5 W - Ø 50 x 54 mm - 31 g
6,5 W - Ø 50 x 54 mm - 31 g

35°		OUTPUT 360°	OUTPUT 90°				
GU10	5 W = 40 W	450 lm	380 lm	3000K	LX38-061030	10/50	4,00 €
				4000K	LX38-061040		
				6500K	LX38-061060		
	6,5 W = 50 W	550 lm	500 lm	3000K	LX38-081030	10/50	4,50 €
				4000K	LX38-081040		
				6500K	LX38-081060		

GU10 220-240 V IP20 35°



Ø 50 x 54 mm - 31 g

105°		OUTPUT 360°	OUTPUT 90°				
GU10	5 W = 40 W	450 lm	380 lm	3000K	LX110-061030	10/50	4,00 €
				4000K	LX110-061040		
				6500K	LX110-061060		
	6,5 W = 50 W	550 lm	500 lm	3000K	LX110-081030	10/50	4,50 €
				4000K	LX110-081040		
				6500K	LX110-081060		

GU10 220-240 V IP20 105°

Disponibili in diverse temperature di colore luce, sono adatte sia per l'illuminazione d'accento che per quella generica.
Available in different color temperatures and suitable for both accent and general lighting.

NEW
SORGENTI SPOT
LEXAR



Ø 50 x 55 mm - 25 g

110°		OUTPUT 360°	OUTPUT 90°				
GU10	9 W = 50 W	1.000 lm	750 lm	3000K ■	LX110-091030 NEW	10/50	6,00 €
				4000K ■	LX110-091040 NEW		
				6500K ■	LX110-091060 NEW		

GU10 220-240 V IP20 110°



Ø 50 x 46 mm - 26 g

60°		OUTPUT 360°	OUTPUT 90°				
GU5.3	5 W = 40 W	400 lm	350 lm	3000K ■	LX60-065330	10/50	6,00 €
				4000K ■	LX60-065340		
				6500K ■	LX60-065360		
	6,5 W = 50 W	500 lm	450 lm	3000K ■	LX60-085330	10/50	6,50 €
				4000K ■	LX60-085340		
				6500K ■	LX60-085360		

GU5.3 12 V AC/DC IP20 60°

TECHNICAL NOTES

ALIMENTAZIONE CON TRASFORMATORI ELETTROMAGNETICI E NON ELETTRONICI
POWER SUPPLY WITH ELECTROMAGNETIC AND NON-ELECTRONIC TRANSFORMERS

Disponibili in diverse temperature di colore luce, sono adatte sia per l'illuminazione d'accento che per quella generica.
Available in different color temperatures and suitable for both accent and general lighting.

SORGENTI SPOT
DICRO SHOP 95

CRI 95 - DIMMABLE



35°		OUTPUT 360°		OUTPUT 90°			
GU10	6 W = 40 W	350 lm	315 lm	3000K	DSD-063830	10/50	8,00 €
				4000K	DSD-063840		
				6500K	DSD-063860		

GU10 220-240 V IP20 35°

DIMMABLE 95 CRI

TECHNICAL NOTES

DIMMERABILE CON SISTEMI A TAGLIO DI FASE
DIMMABLE WITH TRAILING-EDGE SYSTEMS

R9>50

SORGENTI SPOT
DICRO SHOP 90

R9>50 - CRI 90 - DIMMABLE



12°		OUTPUT 360°		OUTPUT 90°			
GU10	6,5 W = 50 W	550 lm	500 lm	3000K	DSD-061230	10/50	19,00 €
				4000K	DSD-061240		
				6500K	DSD-061260		

GU10 220-240 V IP20 12°

HIGH DISSIPATION ALUMINUM DIMMABLE R9>50 90 3 CRI YEARS

TECHNICAL NOTES

DIMMERABILE CON SISTEMI A TAGLIO DI FASE
DIMMABLE WITH TRAILING-EDGE SYSTEMS

R9>50 - RENDE I COLORI ROSSI FORTI E BRILLANTI
R9>50 - MAKES RED COLORS STRONG AND BRIGHT

OTTICA STUDIATA PER UN'ELEVATA CONCENTRAZIONE DEL FASCIO LUMINOSO
OPTICS DESIGNED FOR A HIGH CONCENTRATION OF THE LIGHT BEAM



Disponibili in diverse temperature di colore luce, sono adatte sia per l'illuminazione d'accento che per quella generica.
Available in different color temperatures and suitable for both accent and general lighting.

SORGENTI SPOT
SPOT MULTILED



		110°					
GU10	7 W = 50 W	600 lm	3000K ■	K2T7LED-071030	6/24	3,00 €	
			4000K ■	K2T7LED-071040			
			6500K ■	K2T7LED-071060			

GU10 220-240 V IP20 110°

SORGENTI SPOT
SPOT MAXILED

12 V AC/DC

12 V
AC/DC



		36°		OUTPUT 360°	OUTPUT 90°		
MR11	2,3 W = 20 W	235 lm	200 lm	3000K ■	K12XLED-300430	6/24	8,50 €
				4000K ■	K12XLED-300440		

MR11 12 V AC/DC IP20 36°

TECHNICAL NOTES

ALIMENTAZIONE CON TRASFORMATORI ELETTROMAGNETICI E NON ELETTRONICI
POWER SUPPLY WITH ELECTROMAGNETIC AND NON-ELECTRONIC TRANSFORMERS

Disponibili in diverse temperature di colore luce, sono adatte sia per l'illuminazione d'accento che per quella generica.
Available in different color temperatures and suitable for both accent and general lighting.

SORGENTI SPECIALI
PIXY G4

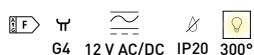
12 V
AC/DC



Ø 14 x 51 mm - 10 g

COB 2 W

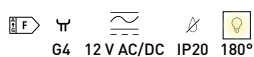
G4	2 W = 20 W	200 lm	3000K	PIXYCOB-020430	12/96	5,00 €
			4000K	PIXYCOB-020440		
			6500K	PIXYCOB-020464		



Ø 30 x 43 mm - 4 g

PLATE 2 W

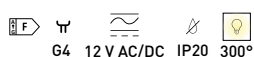
G4	1,8 W = 20 W	170 lm	3000K	PIXYPLT-020430	12/96	5,00 €
----	--------------	--------	-------	-----------------------	-------	--------



Ø 16 x 45 mm - 10 g

3 W

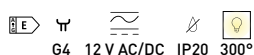
G4	3 W = 30 W	300 lm	3000K	PIXYFULL-030430	12/96	6,00 €
			4000K	PIXYFULL-030440		
			6500K	PIXYFULL-030464		



Ø 16 x 57 mm - 13 g

4,5 W

G4	4,5 W = 40 W	460 lm	3000K	PIXYFULL-450430	12/96	7,00 €
			4000K	PIXYFULL-450440		
			6500K	PIXYFULL-450464		



Design trasparente ed elegante. Si alimenta con trasformatori elettromagnetici e non elettronici.
Transparent and elegant design. Powered by electromagnetic and non-electronic transformers.

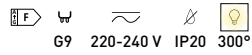
SORGENTI SPECIALI
PIXY G9



Ø 15 x 48 mm - 11 g

3 W

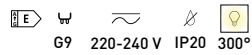
G9	3 W = 30 W	270 lm	3000K	PIXYFULL-030930	12/96	4,50 €
			4000K	PIXYFULL-030940		
			6500K	PIXYFULL-030964		



Ø 16 x 60 mm - 14 g

4 W

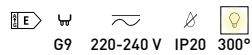
G9	4 W = 40 W	450 lm	3000K	PIXYFULL-040930	12/96	5,50 €
			4000K	PIXYFULL-040940		
			6500K	PIXYFULL-040964		



Ø 14 x 64 mm - 10 g

COB 4 W

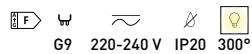
G9	4 W = 40 W	470 lm	3000K	PIXYCOB-040930	12/96	6,50 €
			4000K	PIXYCOB-040940		
			6500K	PIXYCOB-040964		



Ø 16 x 60 mm - 15 g

4,8 W

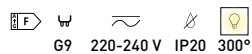
G9	4,8 W = 40 W	470 lm	3000K	PIXYFULL-050930	12/96	6,00 €
			4000K	PIXYFULL-050940		
			6500K	PIXYFULL-050964		



Ø 16 x 75 mm - 22 g

8 W

G9	8 W = 60 W	800 lm	3000K	PIXYFULL-080930	12/96	8,50 €
			4000K	PIXYFULL-080940		
			6500K	PIXYFULL-080964		



Design trasparente ed elegante. Si alimenta con corrente a 220 V (senza trasformatore).
Transparent and elegant design. Powered by 220 V current (without transformer).

SORGENTI SPECIALI
PIXYFULL



DIMMABLE



	A mm	B mm	g g
4,5 W	Ø19	55	15
6,5 W	Ø21	70	25

G9	4,5 W = 35 W	350 lm	3000K	PIXYDIM-450930	12/96	7,50 €
			4000K	PIXYDIM-450940		
			6000K	PIXYDIM-450960		
	6,5 W = 50 W	620 lm	3000K	PIXYDIM-650930	12/96	8,50 €
			4000K	PIXYDIM-650940		
			6000K	PIXYDIM-650960		

G9 220-240 V IP20 330°

TECHNICAL NOTES

DIMMERABILE CON SISTEMI A TAGLIO DI FASE
DIMMABLE WITH TRAILING-EDGE SYSTEMS

Lampada speciale LED G9, trasparente e dimmerabile.
Special transparent and dimmable G9 LED lamp.

NEW
SORGENTI SPOT
TRE-D



DIMMABLE



4 W - 6 W - Ø 16 x 78 mm - 10 g
8 W - Ø 16 x 118 mm - 20 g

TRE-D COB

R7s	4 W = 40 W 450 lm	Color Box	3000K	TRCOB-047830	NEW	6/24	11,00 €
			4000K	TRCOB-047840	NEW		
		Blister	3000K	TRCOB-047830BL	NEW	6/24	12,00 €
			4000K	TRCOB-047840BL	NEW		
	6 W = 40 W 615 lm	Color Box	4000K	TRCOB-057840		6/24	12,00 €
		Blister	3000K	TRCOB-057830BL			
8 W = 70 W 1.000 lm	Color Box	3000K	TRCOB-0811830	NEW	6/24	15,00 €	
		4000K	TRCOB-0811840	NEW			
	Blister	3000K	TRCOB-0811830BL	NEW	6/24	15,50 €	
		4000K	TRCOB-0811840BL	NEW			

6 W R7s 220-240 V IP20 330°



Ø 28 x 118 mm - 60 g

TRE-D

R7s	14 W = 120 W 1.900 lm	No Dimm.	3000K	TR-1411830BL	NEW	6/24	17,50 €
			4000K	TR-1411840BL	NEW		
		Dimm.	3000K	TRD-1411830BL	NEW	6/24	19,50 €
			4000K	TRD-1411840BL	NEW		

R7s 220-240 V IP20 360°

TRD DIMMABLE

TECHNICAL NOTES

DIMMERABILE CON SISTEMI A TAGLIO DI FASE
DIMMABLE WITH TRAILING-EDGE SYSTEMS



5 W - Ø 15 x 78 mm - 23 g
9 W - Ø 15 x 118 mm - 35 g

TRE-D SLIM

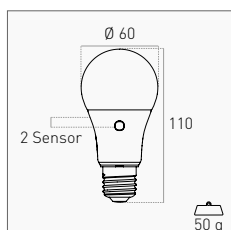
R7s	5 W = 50 W 490 lm	Blister	3000K	TRS-058730BL	6/24	8,50 €
	9 W = 70 W 950 lm	Blister	3000K	TRS-0811830BL	6/24	12,00 €

R7s 220-240 V IP20 330°

ULTRASLIM

Lampada LED R7S. Elevate prestazioni in dimensioni ridotte.
R7S LED lamp. High performance in short size.

SORGENTI SPECIALI
SENSOR





E27	11 W = 75 W	1.050 lm	3000K	G3SP-102730	6/24	12,00 €
			4000K	G3SP-102740		
			6500K	G3SP-102764		

E27 220-240 V IP20 200°

AUTOMATIC 2 LIGHT SENSOR

TECHNICAL NOTES



ON-OFF AUTOMATICO GIORNO-NOTTE
AUTOMATIC DAY-NIGHT ON-OFF

L'On-Off automatico giorno-notte consente di risparmiare con un'illuminazione intelligente.

Automatic day-night On-Off to saving power for an intelligent lighting.

NEW

SORGENTI SPECIALI

ARIA BT

12-24 V
AC/DC

SORGENTI

12-24 V AC/DC



Ø 60 x 119 mm - 124 g

ARIA PLUS GOCCIA E27

E27	12 W = 85 W	1.280 lm	3000K	ARP-122430	10/50	14,00 €
			4000K	ARP-122440		

E27 12-24 V IP20 270°



Ø 45 x 80 mm - 16 g

SFERA E14

E14	5 W = 40 W	450 lm	3000K	ABTH1G-051430 NEW	10/50	9,50 €
			4000K	ABTH1G-051440 NEW		

E14 12-24 V IP20 200°



Ø 45 x 80 mm - 18 g

SFERA E27

E27	5 W = 40 W	450 lm	3000K	ABTH1G-052730 NEW	10/50	9,50 €
			4000K	ABTH1G-052740 NEW		

E27 12-24 V IP20 200°



Ø 27 x 100 mm - 18 g

CANDELA E14

E14	5 W = 40 W	450 lm	3000K	ABTM1-051430 NEW	10/50	9,50 €
			4000K	ABTM1-051440 NEW		

E14 12-24 V IP20 200°



Ø 50 x 50 mm - 20 g

SPOT 38°

GU5.3	5 W = 40 W	360 lm	3000K	ABT38-055330 NEW	10/50	9,50 €
			4000K	ABT38-055340 NEW		

GU5.3 12-24 V IP20 38°

TECHNICAL NOTES

NON ADATTE AD ESSERE ALIMENTATE DALLA CONVENZIONALE RETE ELETTRICA
NOT SUITABLE TO BE POWERED BY CONVENTIONAL MAINS



Lampada a bassa tensione con range di utilizzo 12-24 V AC/DC. Un prodotto versatile che garantisce massima qualità della luce.
Low voltage lamp with 12-24 V AC / DC range. A versatile product for maximum light quality.

SORGENTI SPECIALI

SERIE LIGHT



	A mm	B mm	g
5 W	Ø50	85	27
9 W	Ø63	100	40
15 W	Ø80	114	77

E14	5 W = 40 W	400 lm	3000K	LR50-051430	6/24	4,50 €
			4000K	LR50-051440		
E27	9 W = 60 W	820 lm	3000K	LR63-082730	6/24	6,00 €
			4000K	LR63-082740		
	15 W = 100 W	1.521 lm	3000K	LR80-152730	6/24	8,00 €
			4000K	LR80-152740		

LR50 E14 E27 220-240 V IP20 120°

Lampade LED direzionali che generano un fascio mirato di luce, disponibili in diverse temperature di colore luce.
 Directional LED lamps for a focused light, available in different light color temperatures.

SORGENTI SPECIALI
CIRCOLINA

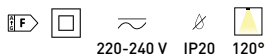


SORGENTI



	A mm	g
12 W	Ø180	110
18 W	Ø218	160
23 W	Ø253	180

Connection with terminal	12 W	1.250 lm	3000K	CRL-1218030	1/20	16,50 €
			4000K	CRL-1218040		
	18 W	1.900 lm	3000K	CRL-1821830	1/20	19,50 €
			4000K	CRL-1821840		
	23 W	2.450 lm	3000K	CRL-2425330	1/20	24,00 €
			4000K	CRL-2425340		



INSTALLATION



FAI RINASCERE LA TUA PLAFONIERA GRAZIE ALLA DOPPIA INSTALLAZIONE:
FISSAGGIO CON MAGNETI O TRAMITE APPLICAZIONE CLASSICA CON VITI
BRING YOUR CEILING LIGHT TO LIFE THANKS TO THE DOUBLE INSTALLATION:
FIXING WITH MAGNETS OR BY CLASSIC APPLICATION WITH SCREWS

Doppio sistema di montaggio: fissaggio con magneti nelle plafoniere già esistenti o fissaggio classico tramite viti.
Double mounting system: magnet fixing installation for existing ceiling lights or classic screw fixing.

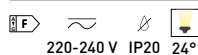
SORGENTI SPECIALI

AR111



Ø 111 x 57 mm - 165 g

CITYLAMP		OUTPUT 360°	OUTPUT 90°				
Connection with terminal	15 W = 100 W	1.200 lm	1.100 lm	3000K	CL-152430	6/24	19,00 €
				4000K	CL-152440		



INCLUDED




DRIVER ESTERNO EXTERNAL DRIVER



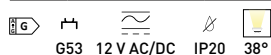
Ø 111 x 68 mm - 118 g

CITYLAMP COB GU10		OUTPUT 360°	OUTPUT 90°				
GU10	15 W = 100 W	1.200 lm	1.100 lm	3000K	CLGU10-153830	6/24	15,00 €
				4000K	CLGU10-153840		



Ø 111 x 65 mm - 130 g

SUPERLED		OUTPUT 360°	OUTPUT 90°				
G53	12 W	1.020 lm	900 lm	3000K	SLAR111-124030	10/50	15,50 €
				4000K	SLAR111-124040		



TECHNICAL NOTES

ALIMENTAZIONE CON TRASFORMATORI ELETTROMAGNETICI
POWER SUPPLY WITH ELECTROMAGNETIC TRANSFORMERS

SORGENTI SPECIALI

LAMPADA FRIGO



Ø 18 x 50 mm - 10 g

LAMPADA FRIGO FRIDGE LAMP							
E14	1,8 W = 40 W	130 lm	2700K	FGF-011427	12/48	3,50 €	
			5000K	FGF-011450			



Lampada dalle dimensioni estremamente ridotte adatta per uso specifico nel pieno rispetto dell'ambiente.
Special eco-friendly short-sized lamp suitable for specific use.

SORGENTI SPECIALI

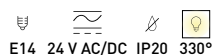
VOTIVA

24 V
AC/DC



Ø 25 x 70 mm - 14 g

CANDELA E14							
E14	0,4 W	25 lm	2700K	VTV-052427	50/200	2,00 €	



TECHNICAL NOTES

NON ADATTE AD ESSERE ALIMENTATE DALLA CONVENZIONALE RETE ELETTRICA
NOT SUITABLE TO BE POWERED BY CONVENTIONAL MAINS

NO 230 V/AC

Lampada dalla luce soffusa adatta a creare ambientazioni evocative.
Soft light lamp suitable for evocative ambiances.

SORGENTI SPECIALI
KILLER 50

ANTIZANZARA LED



Ø 60 x 110 mm - 39 g

E27	9 W = 50 W	650 lm	2200K	KLRSC-092700	1/25	9,50 €
-----	------------	--------	-------	---------------------	------	--------

E27 220-240 V IP20 230°



IN VENDITA CON ESPOSITORE DA 25 PZ
25 PCS DISPLAY READY FOR SALE



Protegge una superficie fino a 16 m2
Surface protection up to 16 m2



Atossica
Non-Toxic



Tiene lontane le zanzare
Keep mosquitoes away



Inodore
Odorless



Sicura per persone e animali
Safe for people and animals

Lampada dal particolare colore giallo che, filtrando i raggi infrarossi UV, crea una lunghezza d'onda (590 nm) capace di tenere lontane le zanzare.
Special yellow lamp able to keep mosquitos away through a wave lenght (590 nm) created by UV rays filtering.

SORGENTI SPECIALI
FLAME



GUARDALA IN AZIONE
SEE IT IN ACTION



Ø 54 x 129 mm - 75 g

E27	4 W	140 lm	1500K	FS1-042715	6/24	17,00 €
-----	-----	--------	-------	-------------------	------	---------

E27 220-240 V IP20 220°

FLAME EFFECT GYROSCOPE

TECHNICAL NOTES



GIROSCOPIO GYROSCOPE
LA FIAMMA SEGUIRÀ SEMPRE LA DIREZIONE CORRETTA
THE FLAME WILL ALWAYS FOLLOW THE CORRECT DIRECTION

OPERATING MODE



EFFETTO FIAMMA FLAME EFFECT
LUCE FISSA ALWAYS ON
DISSOLVENZA FADE

Niente batte il calore e la spettacolarità del fuoco. Ogni chip è programmato singolarmente per dare vita alla fiamma.
Nothing compares to the magnificence of fire. Each chip is individually programmed to bring flame to life.

CHAPTER 2

LINEARI

STRISCE - PROFILI - PLAFONIERE
STRIP - PROFILE - CEILING LIGHTS



7 W/m - 10 W/m

14 W/m - 20 W/m



NEW

LINEARI - STRISCE

ACCÈNTO PRO

NEW

LINEARI - STRISCE

ACCENTO PRO



LINEARI

35 W	100	42
50 W	100	42
70 W	118	25
100 W	118	25

35 W (7 W/m)	4.025 lm (805 lm/m)	144 led/m	2700K	AC95-0714427 NEW	10/20	32,50 €
			3000K	AC95-0714430 NEW		
			4000K	AC95-0714440 NEW		
			6000K	AC95-0714460 NEW		
50 W (10 W/m)	5.750 lm (1.150 lm/m)	144 led/m	2700K	AC95-1014427 NEW	10/20	38,50 €
			3000K	AC95-1014430 NEW		
			4000K	AC95-1014440 NEW		
			6000K	AC95-1014460 NEW		
70 W (14 W/m)	8.050 lm (1.610 lm/m)	240 led/m	2700K	AC95-1424027 NEW	10/20	45,50 €
			3000K	AC95-1424030 NEW		
			4000K	AC95-1424040 NEW		
			6000K	AC95-1424060 NEW		
100 W (20 W/m)	12.000 lm (2.400 lm/m)	240 led/m	3000K	AC95-2024030 NEW	10/20	55,00 €
			4000K	AC95-2024040 NEW		

30.000 H 93 3 YEARS



Strisce LED professionali caratterizzate da una resa cromatica elevatissima, permettono di ottenere un'illuminazione fedele ai reali colori degli oggetti.

Professional LED strips with high color rendering, which allows to obtain a color-true lighting of the objects.

FOCUS

3M 9080HL
EXTRA STRONG
Adesione perfetta
Perfect adhesion

TECHNICAL NOTES



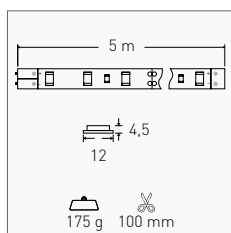
ELEVATA DENSITÀ DI LED PER METRO PER UN EFFETTO DI LUCE CONTINUA
HIGH DENSITY OF LEDS PER METER FOR A CONTINUOUS LIGHT EFFECT

OPTIONAL PAG. 66-67

ALIMENTATORI E ACCESSORI
POWER SUPPLIES AND ACCESSORIES

LINEARI - STRISCE

ACCENTO PRO



60 W (12 W/m) 6.000 lm (1.200 lm/m)	3000K	AC9067-146030	10/20	55,00 €
	4000K	AC9067-146040		
24 V IP67 OUTDOOR 120° 5 METERS	60 LED/m DIMMABLE	50.000 H	<u>90</u> CRI	<u>3</u> YEARS

Striscia LED IP67 professionale progettata per offrire una tenuta ermetica, evitando l'ingresso di particelle di polvere dannose e consentendo la sua immersione temporanea senza compromettere le prestazioni.

Professional IP67 LED strip designed to provide a hermetic seal, preventing the entry of harmful dust particles and allowing temporary immersion without compromising performance.

INCLUDED

CLIP DI FISSAGGIO E TAPPO TERMINALE IN SILICONE
FIXING CLIP AND SILICONE END CAP

OPTIONAL PAG. 66-67

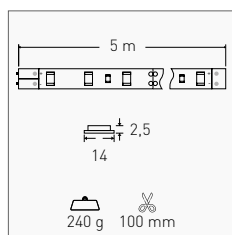
ALIMENTATORI E ACCESSORI
POWER SUPPLIES AND ACCESSORIES

LINEARI - STRISCE

ACCENTO PRO



LINEARI



47,5W (9,5 W/m) 2.280 lm (456 lm/m)	RGB + 3000K	ACRGBW-956030	10/20	91,00 €	
	RGB + 4000K	ACRGBW-956040			
24 V IP65 OUTDOOR 180° METERS	60 LED/m	DIMMABLE	30.000 H	90 CRI (WHITE)	RGB+W 3 YEARS

TECHNICAL NOTES

Striscia LED IP65 professionale progettata per offrire una tenuta ermetica, protetta contro l'ingresso di particelle di polvere dannose e getti d'acqua. Grazie alla sua funzionalità RGB e alla luce bianca aggiuntiva, è possibile creare un'ampia gamma di effetti luminosi personalizzati.

LA STRIP LED RGB+W, A DIFFERENZA DELLE RGB, HA CHIP BIANCHI DEDICATI PER UN BIANCO PURO E COLORI PIÙ VIVACI. THE RGB+W LED STRIP, UNLIKE THE RGB, HAS SPECIFIC WHITE CHIPS FOR PURE WHITE AND BRIGHTER COLORS.



INCLUDED

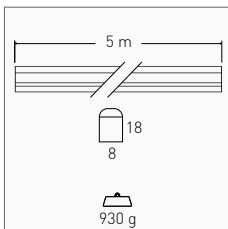
CLIP DI FISSAGGIO E TAPPO TERMINALE IN SILICONE
FIXING CLIP AND SILICONE END CAP

OPTIONAL PAG. 66-67

ALIMENTATORI E ACCESSORI
POWER SUPPLIES AND ACCESSORIES

Professional IP65 LED strip designed to offer an airtight seal, protected against the entry of harmful dust particles and water jets. Thanks to its RGB functionality and additional white light, a wide range of customized lighting effects can be created.

LINEARI - STRISCE
MAGIC



24 W (4,8 W/m)	RGB	MGR5-486010	1/6	79,00 €
220-240 V	IP67	OUTDOOR	180°	5 METERS
60 LED/m	DIMMABLE	40.000 H	RGB	

INSTALLATION



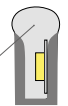
Strip LED professionale RGB, protetta da polvere e getti d'acqua. Grazie al telecomando in dotazione è possibile gestire oltre mille giochi di luce dinamici.

RGB professional LED strip, dustproof and water resistant. Thanks to the supplied remote control it is possible to manage over a thousand dynamic light effects.

FOCUS

Struttura in silicone IP67 per la massima sicurezza e resa dei colori

IP67 silicone structure for maximum security and color rendering



BLISTER KIT

MAGIC STRIP
Telecomando IR Remote
Alimentatore a spina Plug-in Power supply
Clip di fissaggio Fixing clip



TECHNICAL NOTES

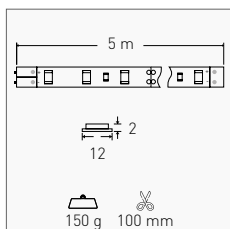
TECNOLOGIA DI INSEGUIMENTO DEI COLORI, OGNI CHIP È PROGRAMMATO SINGOLARMENTE PER UN EFFETTO A "CASCATA"
COLOR TRACKING TECHNOLOGY, EACH CHIP IS INDIVIDUALLY PROGRAMMED FOR A "WATERFALL" EFFECT.



LINEARI - STRISCE
ACCÈNTO



LINEARI



95 W (19 W/m)	8.500 lm (1.700 lm/m)	RGB + 4000K	ACRGBW-196010	10/20	93,50 €
4000 K	24 V	IP20	INDOOR	120°	5 METERS
120 LED/m	DIMMABLE	50.000 H	RGB+W	3 YEARS	

FOCUS

3M VHB EXTRA STRONG
Potere dissipante
Dissipation power

TECHNICAL NOTES

LA STRIP LED RGB+W, A DIFFERENZA DELLE RGB, HA CHIP BIANCHI DEDICATI PER UN BIANCO PURO E COLORI PIÙ VIVACI
THE RGB+W LED STRIP, UNLIKE THE RGB, HAS DEDICATED WHITE CHIPS FOR PURE WHITE AND BRIGHTER COLORS

OPTIONAL PAG. 66-67

ALIMENTATORI E ACCESSORI
POWER SUPPLIES AND ACCESSORIES

Striscia LED da interno RGB+W per trasformare la tua casa in un'opera d'arte luminosa. Esplora l'ampia gamma di colori vivaci e regola l'intensità della luce bianca per creare l'atmosfera perfetta per ogni occasione.

RGB+W indoor LED strip to transform your home into a luminous work of art. Explore the wide range of vibrant colors and adjust the intensity of the white light to create the perfect mood for any occasion.



LINEARI - STRISCE

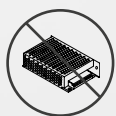
ACCÈNTO 230 V



Facile installazione
Easy installation



Collegamento alla rete
Network connection



Alimentatore non richiesto
No power supply required



Senza cali di tensione
Without voltage drops



Illuminazione uniforme
Uniform lighting

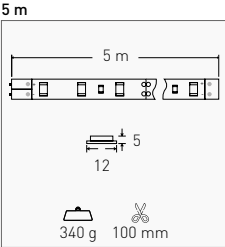


Taglio ogni 10 cm
10 cm cuttable

Disponibile in bobine da / Available in reels of
5 m - 20 m

LINEARI - STRISCE

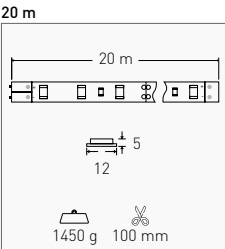
ACCÈNTO 230 V



70 W (14 W/m) 7.400 lm (1.480 lm/m)	3000K	AC5230-1512030	10/20	137,00 €
	4000K	AC5230-1512040		

220-240 V IP65 OUTDOOR 120° METERS 120 LED/m EASY TO INSTALL NO DRIVER DIMMABLE 50.000 H

CONFEZIONATA IN BUSTA TERMICA
PACKED IN THERMAL BAG N.B.



280 W (14 W/m) 29.600 lm (1.480 lm/m)	3000K	AC20230-1512030	1/4	540,00 €
	4000K	AC20230-1512040		

220-240 V IP65 OUTDOOR 120° METERS 120 LED/m EASY TO INSTALL NO DRIVER DIMMABLE 50.000 H

CONFEZIONATA IN BOBINA INDUSTRIALE
PACKED IN INDUSTRIAL REEL N.B.

INCLUDED

CLIP DI FISSAGGIO E TAPPO TERMINALE IN SILICONE
FIXING CLIP AND SILICONE END CAP

OPTIONAL



Kit start 230 V - Silicone	KIT-STARTAC230	5,00 €
----------------------------	-----------------------	--------



Fixing clip - 10 pz	KIT-CLIPAC230	2,00 €
---------------------	----------------------	--------



End cap IP65 - 5 pz	KIT-ENDCAPS	2,00 €
---------------------	--------------------	--------

INSTALLATION



Strip LED professionale alimentata direttamente a 230 V (No driver), con guaina protettiva in silicone e nastro adesivo 3M. Sezionabile ogni 10 cm.

Professional LED strip powered directly at 230 V (No driver), with protective silicone sheath and 3M adhesive tape. Sectionable every 10 cm.

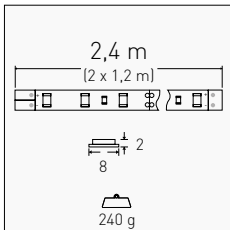


IDEALE PER LE INSTALLAZIONI CON COLLEGAMENTO DIRETTO ALLA RETE
IDEAL FOR INSTALLATIONS WITH DIRECT CONNECTION TO THE NETWORK

NEW

LINEARI - STRISCE

STRISCIA LED SENSOR



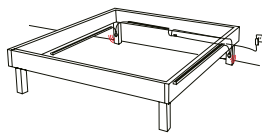
7 W (2,9 W/m)	540 lm (225 lm/m)	3000K	KIT-SENSOR NEW	10/20	43,00 €
220-240 V	IP20	INDOOR	2 x 1,2 METERS	30 LED/m	30 sec - 6 min ADJUSTABLE TIMER
					PIR SENSOR
					LIGHT SENSOR

FOCUS INCLUDED



2 BOBINE DA 1,2 METRI, 2 SENSORI, DRIVER 230 V/AC, SPLITTER E CLIP DI FISSAGGIO
2 X 1.2M REELS, 2 SENSORS, 230V/AC DRIVER, SPLITTER AND FIXING CLIP

INSTALLATION



PERFETTA COME LUCE NOTTURNA POSIZIONATA SOTTO IL LETTO
PERFECT AS A NIGHT LIGHT PLACED UNDER THE BED

TECHNICAL NOTES

ACCENSIONE AUTOMATICA NOTTURNA AL RILEVAMENTO DI MOVIMENTO CON TIMER REGOLABILE 30 SEC - 6 MIN
AUTOMATIC SWITCH AT NIGHT UPON MOTION DETECTION WITH 30 SEC - 6 MIN ADJUSTABLE TIMER



IN VENDITA CON ESPOSITORE DA 10 PZ
10 PCS DISPLAY READY FOR SALE

Kit pronto all'uso completo di 2 strisce, 2 sensori e alimentatore. Ideale per illuminare letti, cabine armadio o mobili.

Ready-to-use kit complete with 2 strips, 2 sensors and power supply. Ideal for beds, walk-in closets or furniture.

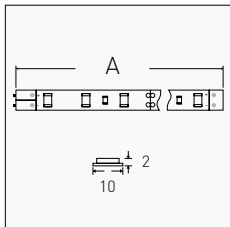
NEW

LINEARI - STRISCE

STRISCIA LED USB 55"-75"



LINEARI



		A						
3 W (1,5 W/m)	43"-55"	2 m (4x50 cm)	66 g	RGB	KIT-TV55 NEW	20/40		24,00 €
4 W (1,3 W/m)	55"-75"	3 m (2x50 cm +1x1 m)	77 g	RGB	KIT-TV75 NEW	20/40		29,00 €


INCLUDED

TELECOMANDO MULTIFUNZIONE
MULTIFUNCTION REMOTE CONTROL

FOCUS

3M 300LSE
EXTRA STRONG
Facile installazione
Easy installation

INSTALLATION



RAPIDA INSTALLAZIONE GRAZIE ALL' ALIMENTAZIONE TRAMITE USB
QUICK INSTALLATION THANKS TO USB POWER SUPPLY



IN VENDITA CON ESPOSITORE DA 20 PZ
20 PCS DISPLAY READY FOR SALE

Strip LED RGB in kit pronto all'uso per illuminare facilmente TV e monitor grazie all'alimentazione con USB.

Ready-to-use RGB LED strip kit for easy lighting of TVs and monitors thanks to USB power supply.

LINEARI - STRISCE
ACCÈNTO



	A mm	g	mm
35 W	8	71	165
70 W	10	290	100

35 W (7 W/m) 3.500 lm (700 lm/m) 30 led/m	3000K	AC2-722430	10/20	23,00 €
	4000K	AC2-722440		
	6000K	AC2-722460		
70 W (14 W/m) 7.000 lm (1.400 lm/m) 60 led/m	3000K	AC2-142430	10/20	27,50 €
	4000K	AC2-142440		
	6000K	AC2-142460		

5 METERS

EASY TO INSTALL

Striscia LED da interno progettate con la massima attenzione ai dettagli e alle prestazioni.

Indoor LED strip designed with the utmost attention to detail and performance.

FOCUS


3M 300LSE
EXTRA STRONG
Facile installazione
Easy installation

OPTIONAL PAG. 66-67

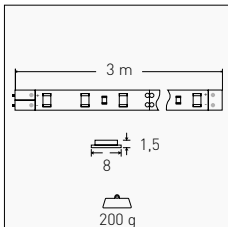
ALIMENTATORI E ACCESSORI
POWER SUPPLIES AND ACCESSORIES

LINEARI - STRISCE
ACCÈNTO

BLISTER



LINEARI



14,4 W (4,8 W/m)	1.260 lm (420 lm/m)	3000K	ACBL-486030	10/20	32,50 €
		6000K	ACBL-486060		
	-	RGB	ACRBL-486010	10/20	42,00 €

100-240 V IP20 INDOOR 120° METERS 30 LED/m EASY TO INSTALL ACRBL DIMMABLE 50.000 H RGB ACRBL

Strip LED da interno in kit pronto all'uso con strip e alimentatore per un rapido utilizzo.

Indoor LED strip in ready-to-use kit with strip and power supply for quick use.

FOCUS

3M 300LSE EXTRA STRONG
Facile installazione
Easy installation

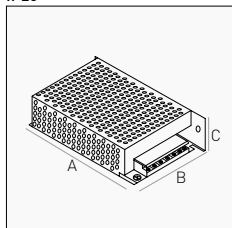
BLISTER KIT

Alimentatore a spina Plug-in Power supply
Telecomando IR Remote (Only ACRBL)

Strip LED

ACCESSORIES
DRIVER

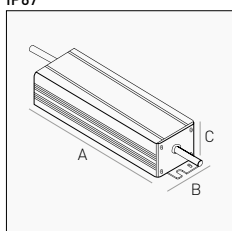
IP20



		A	B	C					
40 W	1500 mA	110 mm	77 mm	35 mm	186 g	RDAC35-24	1/100	15,50 €	
60 W	2500 mA	110 mm	77 mm	35 mm	186 g	RDAC60-24	1/100	21,50 €	
100 W	4200 mA	160 mm	99 mm	43 mm	312 g	RDAC100-24	1/50	29,00 €	
120 W	5000 mA	200 mm	99 mm	43 mm	430 g	RDAC120-24	1/50	31,00 €	
150 W	6500 mA	200 mm	99 mm	43 mm	590 g	RDAC150-24	1/50	33,50 €	
200 W	8300 mA	200 mm	110 mm	50 mm	590 g	RDAC200-24	1/36	43,00 €	

INPUT 100-240 V OUTPUT 24 V IP20 NOT DIMMABLE

IP67

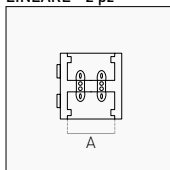


		PROTOCOL	A	B	C				
50 W	2100 mA	-	205 mm	35 mm	24 mm	266 g	RDAC50-2467	1/50	36,00 €
60 W	2500 mA	1-10 V	170 mm	50 mm	32 mm	450 g	RDAC60-2467D	1/20	74,50 €
100 W	4200 mA	-	182 mm	62 mm	20 mm	380 g	RDAC100-2467	1/30	57,50 €
		1-10 V	182 mm	62 mm	20 mm	380 g	RDAC100-2467D	1/30	119,00 €
150 W	6250 mA	1-10 V	238 mm	58 mm	32 mm	800 g	RDAC150-2467D	1/15	137,00 €
200 W	8300 mA	-	238 mm	58 mm	32 mm	760 g	RDAC200-2467	1/100	86,50 €
250 W	10.500 mA	1-10 V	248 mm	72 mm	32 mm	1000 g	RDAC250-2467D	1/15	170,50 €
300 W	12.500 mA	-	228 mm	72 mm	32 mm	1000 g	RDAC300-2467	1/100	115,00 €

INPUT 175-264 V OUTPUT 24 V IP67 DIMMABLE

ACCESSORIES
CONNECTORS

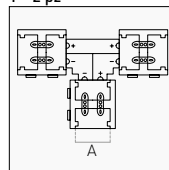
LINEARE - 2 pz



	A			
Plastic Bag	8 mm	ACCN8	1,00 €	
	10 mm	ACCN10	1,50 €	

1/100

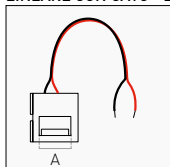
T - 2 pz



	A			
Plastic Bag	8 mm	ACCN8T	4,00 €	
	10 mm	ACCN10T	4,50 €	

1/100

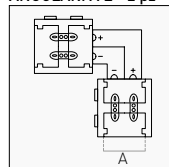
LINEARE CON CAVO - 2 pz



	A			
Plastic Bag	8 mm	ACCN8WIRE	1,50 €	
	10 mm	ACCN10WIRE	4,00 €	

15 cm 1/100

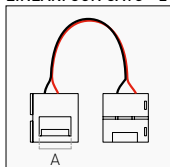
ANGOLARI A L - 2 pz



	A			
Plastic Bag	8 mm	ACCN8ANG	3,00 €	
	10 mm	ACCN10ANG	3,00 €	

1/100

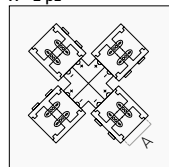
LINEARI CON CAVO - 2 pz



	A			
Plastic Bag	8 mm	ACCN8WIRE2	2,00 €	
	10 mm	ACCN10WIRE2	2,00 €	

15 cm 1/100

X - 2 pz



	A			
Plastic Bag	8 mm	ACCN8X	5,00 €	
	10 mm	ACCN10X	5,00 €	

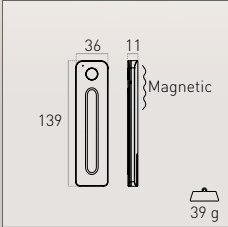
1/100



ACCESSORIES CONTROLLER

LINEARI

TOUCH REMOTE RF




OUTPUT	BATTERY			
RF [2.4 GHz]	1x CR2032	CTLRF	1/100	41,00 €

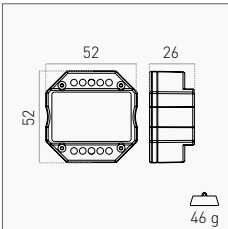
IP20 30 m 0-100% 5
MAX DISTANCE TOUCH SLIDE MAGNETIC YEARS

TECHNICAL NOTES

TELECOMANDO RF TOUCH SLIDE CON SUPPORTO A PARETE MAGNETICO
RF TOUCH SLIDE REMOTE CONTROL WITH MAGNETIC WALL SUPPORT



DIMMER SINGLE COLOR



OUTPUT	PROTOCOL			
POWER 192 W / 24 V	0-100%+PUSH	DIM-PWM	1/100	43,00 €

IP20 4096 5
12-48 V INPUT / OUTPUT V. 0% - 100% + PUSH-DIM STEP 0-100% YEARS

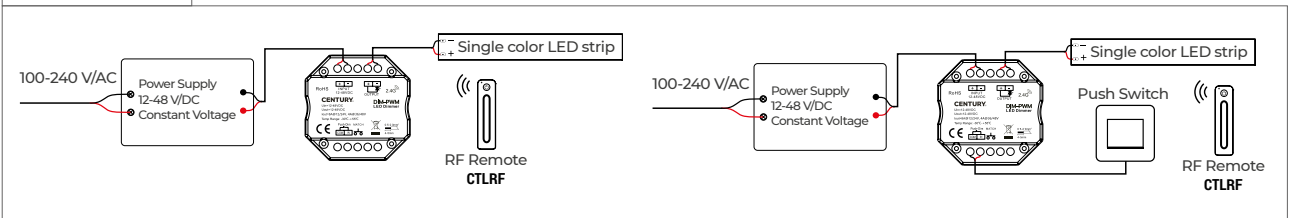


TECHNICAL NOTES

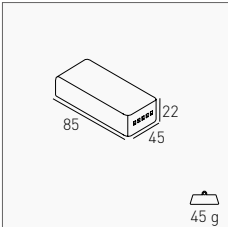
MONTAGGIO TIPICO A PARETE CON SCATOLA DI GIUNZIONE
TYPICAL WALL MOUNT WITH JUNCTION BOX



WIRING DIAGRAMS



CONTROLLER RGB+W WI-FI

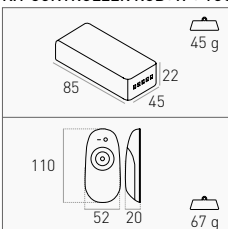


CARICO MASSIMO / MAXIMUM LOAD				
5 A x 4 Channel = 20 A / Max 120 W	CTLSMA-ACRGBW	10/180	32,50 €	

2,4 GHz RGB+W SMART
IP20 12-24 V INPUT / OUTPUT V. WI-FI



KIT CONTROLLER RGB+W + TOUCH REMOTE



CARICO MASSIMO / MAXIMUM LOAD				
6 A x 4 Channel = 24 A / Max 120 W	KIT-ACRGBW	1/100	43,00 €	

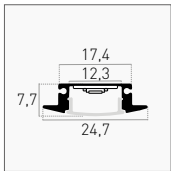
2,4 GHz 30 m 20 RGB+W
IP20 12-24 V INPUT / OUTPUT V. REMOTE RF MAX DISTANCE PROGRAMS



PROFILI PROFILE



INCASSO RECESSED



Aluminum <input checked="" type="checkbox"/>	KPRI-2508	1/20	24,00 €
White <input type="checkbox"/>	KPRI-2508B	1/20	32,50 €
Black <input checked="" type="checkbox"/>	KPRI-2508N		

IP20 2 m 12,3 mm 5
 KIT SPACE FOR STRIP ALUMINUM YEARS

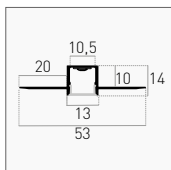
INCLUDED

OPAL COVER CAPS CLIPS

OPTIONAL

Cover	1 pz	Opal Black <input checked="" type="checkbox"/>	PRCN-2508N	1/20	12,00 €
		Transparent <input type="checkbox"/>	PRCV-2508	1/20	4,00 €
		Opal <input type="checkbox"/>	PRCO-2508	1/20	5,00 €
Cap	5 pz	-	KPRI-2508-CAP	1/100	2,00 €
		Forati With hole	KPRI-2508-CAPH		
Clip	10 pz	Fissaggio Fixing	KPRI-2508-CLIP	1/100	4,00 €

CARTONGESSO PLASTERBOARD



Aluminum <input checked="" type="checkbox"/>	KPRCG-5314	1/20	57,50 €
--	-------------------	------	---------

IP20 3 m 10,5 mm 5
 KIT SPACE FOR STRIP ALUMINUM YEARS

INCLUDED

OPAL COVER CAPS

FOCUS

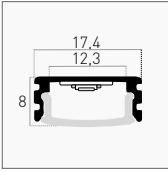
Packaging tubolare protettivo
 Protective tubular packaging



OPTIONAL

Cover	1 pz	Opal <input type="checkbox"/>	PRCO-5314	1/20	6,00 €
Cap	5 pz	-	KPRCG-5314-CAP	1/100	2,50 €
		Forati With hole	KPRCG-5314-CAPH		

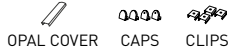
SUPERFICIE SURFACE



Aluminum	<input checked="" type="checkbox"/>	KPRS-1708	1/20	19,00 €
White	<input type="checkbox"/>	KPRS-1708B	1/20	21,50 €
Black	<input checked="" type="checkbox"/>	KPRS-1708N	1/20	26,50 €

IP20 2 m 12,3 mm 5
KIT SPACE FOR STRIP ALUMINUM YEARS

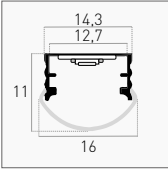
INCLUDED



OPTIONAL

Cover	1 pz	Opal Black	<input checked="" type="checkbox"/>	PRCN-1708N	1/20	12,00 €
		Transparent	<input type="checkbox"/>	PRCV-1708	1/20	5,50 €
		Opal	<input type="checkbox"/>	PRCO-1708	1/20	5,00 €
Cap	5 pz	-		KPRS-1708-CAP	1/100	2,00 €
		Forati With hole		KPRS-1708-CAPH		
Clip	10 pz	Fissaggio Fixing		KPRS-1708-CLIP	1/100	4,00 €

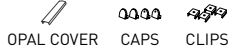
BOMBATA ROUNDED



Aluminum	<input checked="" type="checkbox"/>	KPRS-1611	1/20	15,00 €
White	<input type="checkbox"/>	KPRS-1611B	1/20	20,50 €
Black	<input checked="" type="checkbox"/>	KPRS-1611N		

IP20 2 m 12,7 mm 5
KIT SPACE FOR STRIP ALUMINUM YEARS

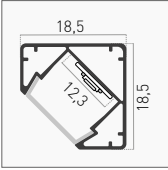
INCLUDED



OPTIONAL

Cover	1 pz	Opal Black	<input checked="" type="checkbox"/>	PRCN-1611N	1/20	11,00 €
		Opal	<input type="checkbox"/>	PRCO-1611	1/20	5,00 €
Cap	5 pz	-		KPRS-1611-CAP	1/100	2,00 €
		Forati With hole		KPRS-1611-CAPH		
Clip	10 pz	Fissaggio Fixing		KPRS-1611-CLIP	1/100	4,00 €


ANGOLARE ANGULAR



Aluminum	<input checked="" type="checkbox"/>	KPRAN-1818	1/20	19,00 €
White	<input type="checkbox"/>	KPRAN-1818B	1/20	24,00 €
Black	<input checked="" type="checkbox"/>	KPRAN-1818N	1/20	36,00 €

IP20 2 m 12,3 mm 5
KIT SPACE FOR STRIP ALUMINUM YEARS

INCLUDED



OPTIONAL

Cover	1 pz	Opal Black	<input checked="" type="checkbox"/>	PRCN-1818N	1/20	11,00 €
		Transparent	<input type="checkbox"/>	PRCV-1818	1/20	5,50 €
		Opal	<input type="checkbox"/>	PRCO-1818	1/20	5,00 €
Cap	5 pz	-		KPRAN-1818-CAP	1/100	2,00 €
		Forati With hole		KPRAN-1818-CAPH		
Clip	10 pz	Fissaggio Fixing		KPRAN-1818-CLIP	1/100	4,00 €

Profili in alluminio per strisce LED. Assicurano un'installazione professionale e una distribuzione uniforme della luce. Il kit include una cover bianca opale e accessori di montaggio.

Aluminum profiles for LED strips. They ensure a professional installation and uniform light distribution. The kit includes an opal white cover and mounting accessories.

NEW
PLAFONIERA
SPEEDY

TRICOLOR
3000K
4000K
6500K

EASY



	A mm	g
4 W	313	68
8 W	573	106
10 W	873	142
14 W	1173	186
18 W	1478	355

		OUTPUT			
4 W	400 lm	3000K	SPD-043030	6/24	13,00 €
		4000K	SPD-043040		
		3000K - 4000K - 6500K	SPD-043000 NEW		
8 W	800 lm	3000K	SPD-086030	6/24	17,50 €
		4000K	SPD-086040		
		3000K - 4000K - 6500K	SPD-086000 NEW		
10 W	1.000 lm	3000K	SPD-109030	6/24	20,50 €
		4000K	SPD-109040		
14 W	1.400 lm	3000K	SPD-141230	6/24	23,00 €
		4000K	SPD-141240		
18 W	1.850 lm	4000K	SPD-181540	6/24	35,00 €
		3000K - 4000K - 6500K	SPD-181500 NEW		

INCLUDED

CAVO DA 1,5 METRI CON SPINA
1.5 METER CABLE WITH PLUG

CLIP DI FISSAGGIO
FIXING CLIPS

220-240 V IP20 120°

EASY TO INSTALL **CCT**
 TRICOLOR

SERIES INSTALLATION

PORTATA MASSIMA PER COLLEGAMENTO IN SERIE
MAXIMUM CAPACITY FOR SERIES CONNECTION

4 W	8 W	10 W	14 W	18 W
25 pz	12 pz	10 pz	7 pz	5 pz

OPTIONAL

CAVETTO DI RACCORDO FLESSIBILE
FLEXIBLE CONNECTION CABLE

RC-SPD	6/100	4,00 €
---------------	-------	--------

Plafoniera innestabile l'una nell'altra a filo continuo. Luce funzionale di alta qualità.

Linkable ceiling light.
Functional high quality fixture.

PLAFONIERA
STABILA




LINEARI



	A mm	 g
19 W	600	367
36 W	1200	578
45 W	1500	783
60 W	1500	783

	SOURCE	OUTPUT				
19 W	2.300 lm	2.090 lm	3000K	STB-186030	1/6	26,50 €
			4000K	STB-186040		
36 W	4.400 lm	4.220 lm	3000K	STB-361230	1/6	38,50 €
			4000K	STB-361240		
45 W	5.780 lm	5.050 lm	3000K	STB-451530	1/6	48,00 €
			4000K	STB-451540		
60 W	7.290 lm	7.000 lm	4000K	STB-601540	1/6	77,00 €



3-in-1
INSTALLATION EASY TO INSTALL ALUMINUM

Plafoniera versatile ed elegante, caratterizzata da un corpo in alluminio di alta qualità. La sua installazione è semplice e può essere montata a soffitto, a parete o sospesa grazie all'opzionale kit di sospensione. Aggiunge un tocco di stile e illuminazione efficace a qualsiasi ambiente.

Versatile and elegant ceiling light, characterized by a high-quality aluminum body. Its installation is simple and can be mounted on the ceiling, on the wall, or suspended using the optional suspension kit. It adds a touch of style and effective illumination to any environment.

INCLUDED



KIT INSTALLAZIONE A SOFFITTO O A PARETE
CEILING OR WALL INSTALLATION KIT

OPTIONAL



KIT INSTALLAZIONE A SOSPENSIONE
SUSPENSION INSTALLATION KIT

KIT-PQ40	1/100	11,00 €
-----------------	-------	---------

PLAFONIERA STAGNA
SUPERLIGHT




	A mm	 g
18 W	625	180
24 W	1150	300
36 W	1525	400

	SOURCE		OUTPUT				
18 W	1.900 lm	1.800 lm	4000K		SPL65-186040	1/25	20,50 €
24 W	2.500 lm	2.400 lm	4000K		SPL65-241240	1/25	25,00 €
36 W	3.900 lm	3.600 lm	4000K		SPL65-361540	1/25	33,50 €



Plafoniera IP65 con LED integrato dal design compatto, ideale per ambienti interni ed esterni.

Compact design IP65 ceiling light with integrated LED, for indoor and outdoor ambience.



INCLUDED

KIT INSTALLAZIONE A SOFFITTO
 CEILING INSTALLATION KIT

NEW

PLAFONIERA STAGNA

PRIMA

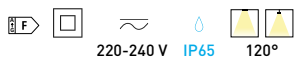


LINEARI



	A mm	g
30 W	630	300
50 W	1230	500
70 W	1530	600

OUTPUT					
30 W	3.200 lm	4000K	PRM-306040 NEW	1/10	33,00 €
50 W	5.400 lm	4000K	PRM-501240 NEW	1/10	43,00 €
70 W	7.600 lm	4000K	PRM-701540 NEW	1/10	55,00 €



2-in-1 INSTALLATION EASY TO INSTALL 50.000 H L70/B50

SERIES INSTALLATION



PREDISPOSIZIONE PER INSTALLAZIONE IN SERIE, MAX 200 W
SUITABLE FOR SERIES INSTALLATION, MAX 200 W

30 W	50 W	70 W
6 pz	4 pz	3 pz

INCLUDED



KIT INSTALLAZIONE A SOFFITTO
CEILING INSTALLATION KIT

OPTIONAL



KIT INSTALLAZIONE A SOSPENSIONE
SUSPENSION INSTALLATION KIT

KIT-PQ40	1/100	11,00 €
-----------------	-------	---------

Plafoniera IP65 con LED integrato dal design compatto, ideale per ambienti interni ed esterni.

Compact design IP65 ceiling light with integrated LED, for indoor and outdoor ambience.

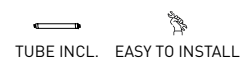
PLAFONIERA STAGNA
SUPREMA ROUND

IP65 - TUBE INCLUDED



	A mm	B mm	g g
9 W	665	69	630
18 W	1260	69	1200
36 W	1260	110	1860
48 W	1560	110	2400

TUBE INCLUDED	SOURCE					
1	9 W	900 lm	4000K	SPPR-106040	1/10	24,00 €
	18 W	1.800 lm	4000K	SPPR-181240	1/10	31,00 €
2	36 W	3.600 lm	4000K	SPPR-361240	1/10	45,50 €
	48 W	5.000 lm	4000K	SPPR-481540	1/6	57,50 €



Plafoniera IP65 con tubi LED inclusi. Cablaggio con possibilità di derivazione linea interna, valida sostituita delle plafoniere stagne tradizionali.

IP65 ceiling light with LED tubes included. Wiring with the possibility of shunting an internal line, suitable for relamping of traditional watertight ceiling lights.

TECHNICAL NOTES

PREDISPOSIZIONE PER CONNESSIONE IN SERIE
 SUITABLE FOR SERIES CONNECTION

INCLUDED

TUBI LED SOSTITUIBILI
 REPLACEABLE LED TUBES

ACCESSORI DI FISSAGGIO E PASSACAPO
 FIXING ACCESSORIES AND CABLE GLAND

NEW

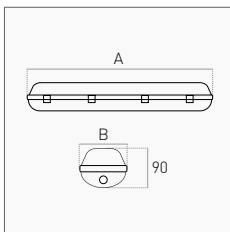
PLAFONIERA STAGNA

SUPREMA ROUND-V

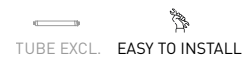
IP65 - VUOTA/EMPTY



LINEARI



TUBE SLOT	A	B				
1	665 mm	69 mm	510 g	SPPRV-106000 NEW	1/10	14,00 €
	1260 mm	69 mm	870 g	SPPRV-181200 NEW	1/10	19,00 €
	1560 mm	69 mm	1500 g	SPPRV-241500 NEW	1/6	26,50 €
2	665 mm	110 mm	610 g	SPPRV-206000 NEW	1/10	16,50 €
	1260 mm	110 mm	1180 g	SPPRV-361200	1/10	25,00 €
	1560 mm	110 mm	1650 g	SPPRV-481500	1/6	34,00 €



REQUIRED

TUBI LED SOSTITUIBILI NON INCLUSI
REPLACEABLE LED TUBES NOT INCLUDED

TECHNICAL NOTES


PREDISPOSIZIONE PER CONNESSIONE IN SERIE
SUITABLE FOR SERIES CONNECTION

Plafoniera stagna IP65 per tubi Led T8 con alimentazione da singolo lato, cablaggio con possibilità di derivazione linea interna.

IP65 watertight ceiling light for T8 Led tubes with single-ended power supply, internal line derivation wiring optional.

WIRING DIAGRAMS

Cablaggio doppio tubo interno
Internal double tube wiring



INCLUDED

ACCESSORI DI FISSAGGIO E PASSACAPO
FIXING ACCESSORIES AND CABLE GLAND

NEW
TUBI LED
FULL VISION +

160
lm/W

HIGH EFFICIENCY



FULL VISION + 160 lm/W


	A mm	g
9 W	600	96
18 W	1200	176
22 W	1500	210

OUTPUT					
9 W	1.440 lm	4000K	FVT8M160-096040 NEW	25/1	6,00 €
		6500K	FVT8M160-096065 NEW		
18 W	2.880 lm	4000K	FVT8M160-181240 NEW	25/1	8,00 €
		6500K	FVT8M160-181265 NEW		
22 W	3.520 lm	4000K	FVT8M160-221540 NEW	25/1	9,50 €
		6500K	FVT8M160-221565 NEW		

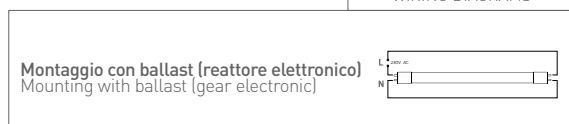


160
lm/W OPAL GLASS

WIRING DIAGRAMS



WIRING DIAGRAMS



RELAMPING

<p>Spegner la Rete. Turn off the mains.</p>	<p>Rimuovere tutti i tubi fluorescenti esistenti. Remove all fluorescent tubes.</p>	<p>Rimuovere gli starter e installare quello in dotazione. Remove the starter and install the supplied one.</p>	<p>Installare FULL VISION + Install FULL VISION +</p>	<p>Ripristinare la Rete Turn on the mains.</p>
--	--	--	--	---

Tubo LED idoneo per plafoniere con parabola riflettente. Struttura in vetro opale per un fascio luminoso omogeneo. Alta Efficienza 160 lm/W.

LED tube suitable for ceiling lights with reflector. Opal glass structure for a homogeneous light beam. 160 lm/W high efficiency.

INDUSTRIAL PACK

DISTRIBUITI IN CONFEZIONE INDUSTRIALE DA 25 PZ CON FOAM PROTETTIVO
DISTRIBUTED IN 25 PCS INDUSTRIAL PACK WITH PROTECTIVE FOAM



TUBI LED
FULL VISION

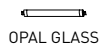


SINGLE BOX

	A mm	g
9 W	600	110
14 W	900	158
18 W	1200	211
22 W	1500	259

OUTPUT

9 W	1.000 lm	4000K	FVT8-096040	25/1	5,50 €
		6500K	FVT8-096065		
14 W	1.540 lm	4000K	FVT8-149040	25/1	8,00 €
		6500K	FVT8-149065		
18 W	2.000 lm	3000K	FVT8-181230	25/1	7,00 €
		4000K	FVT8-181240		
		6500K	FVT8-181265		
22 W	2.420 lm	3000K	FVT8-221530	25/1	9,50 €
		4000K	FVT8-221540		
		6500K	FVT8-221565		



BOX

DISTRIBUITI IN SCATOLE DA 25 PZ CON PACKAGING IN CARTONE
DISTRIBUTED IN 25 PCS BOX WITH CARDBOARD PACKAGING



INDUSTRIAL PACK

	A mm	g
9 W	600	110
18 W	1200	211
22 W	1500	259

OUTPUT

9 W	1.000 lm	4000K	FVT8M-096040	25/1	4,50 €
		6500K	FVT8M-096065		
18 W	2.000 lm	4000K	FVT8M-181240	25/1	6,00 €
		6500K	FVT8M-181265		
22 W	2.420 lm	4000K	FVT8M-221540	25/1	7,50 €
		6500K	FVT8M-221565		



INDUSTRIAL PACK

DISTRIBUITI IN CONFEZIONE INDUSTRIALE DA 25 PZ CON FOAM PROTETTIVO
DISTRIBUTED IN 25 PCS INDUSTRIAL PACK WITH PROTECTIVE FOAM



Tubo LED idoneo per plafoniere con parabola riflettente. Struttura in vetro opale per un fascio luminoso omogeneo.

LED tube suitable for ceiling lights with reflector. Opal glass structure for a homogeneous light beam.

CHAPTER 3

INCASSO

RECESSED

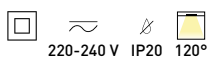
PANNELLI LED
P-TONDO



P-TONDO

	A mm	mm	g
3 W	Ø85	Ø70	112
6 W	Ø117	Ø105	142
9 W	Ø147	Ø130	181
12 W	Ø170	Ø155	236
18 W	Ø225	Ø205	373
24 W	Ø300	Ø280	532

	SOURCE	OUTPUT				
3 W	260 lm	180 lm	3000K	PT-038530	6/24	9,50 €
			4000K	PT-038540		
6 W	550 lm	400 lm	3000K	PT-061230	6/24	12,00 €
			4000K	PT-061240		
9 W	780 lm	600 lm	3000K	PT-091430	6/24	14,00 €
			4000K	PT-091440		
12 W	1.100 lm	960 lm	3000K	PT-121730	6/24	15,50 €
			4000K	PT-121740		
18 W	1.800 lm	1.440 lm	3000K	PT-182230	6/24	20,50 €
			4000K	PT-182240		
24 W	2.350 lm	1.920 lm	3000K	PT-243030	6/12	30,00 €
			4000K	PT-243040		



Ottica antiabbaglio, alimentatore esterno in dotazione, assenza di raggi UV e IR.
Design elegante ultrasottile.

Anti-glare optics, external power supply included, UV and IR rays free.
Ultra-thin elegant design.

PANNELLI LED
P-QUADRO



INCASSO



P-QUADRO

	A mm	7 mm	20 g
3 W	85	65x65	112
6 W	120	100x100	157
9 W	145	130x130	244
12 W	172	155x155	280
18 W	225	205x205	455
24 W	300	280x280	550

	SOURCE	OUTPUT				
3 W	260 lm	180 lm	3000K	PQ-038530	6/24	11,00 €
			4000K	PQ-038540		
6 W	550 lm	400 lm	3000K	PQ-061230	6/24	13,00 €
			4000K	PQ-061240		
9 W	780 lm	600 lm	3000K	PQ-091430	6/24	15,50 €
			4000K	PQ-091440		
12 W	1.100 lm	960 lm	3000K	PQ-121730	6/24	18,00 €
			4000K	PQ-121740		
18 W	1.800 lm	1.440 lm	3000K	PQ-182230	6/24	20,50 €
			4000K	PQ-182240		
24 W	2.350 lm	1.920 lm	3000K	PQ-243030	6/12	32,50 €
			4000K	PQ-243040		

220-240 V IP20 120°

ULTRASLIM ALUMINUM OPAL PMMA DRIVER INCL.

Ottica antiabbaglio, alimentatore esterno in dotazione, assenza di raggi UV e IR.
Design elegante ultrasottile.

Anti-glare optics, external power supply included, UV and IR rays free.
Ultra-thin elegant design.



DOWNLIGHT SPOTFIVE



	A mm	B mm	Ø mm	g
9 W	Ø113	59	Ø92	130
14 W	Ø145	66	Ø130	185
17 W	Ø174	69	Ø150	252
25 W	Ø244	85	Ø205	381

	SOURCE		OUTPUT				
9 W	960 lm	800 lm	3000K - 4000K - 6500K		SPF-091100	10/40	19,00 €
14 W	1.510 lm	1.260 lm	3000K - 4000K - 6500K		SPF-141400	10/40	26,50 €
17 W	1.600 lm	1.550 lm	3000K - 4000K - 6500K		SPF-171700	10/40	35,00 €
25 W	2.900 lm	2.450 lm	3000K - 4000K - 6500K		SPF-252400	10/20	48,00 €

								40.000 H		
220-240 V	IP44	IP20	IK04	120°	DIMMABLE	ALUMINUM			DRIVER INCL.	CCT TRICOLOR



Downlight dimmerabile con sistemi trailing-edge o Led Dimmer e con selettore CCT per la regolazione del colore luce.

Dimmable downlight with trailing-edge or Led Dimmer systems and with CCT selector for adjusting the color temperature.

TECHNICAL NOTES



DIMMERABILE CON SISTEMI A TAGLIO DI FASE
DIMMABLE WITH TRAILING-EDGE SYSTEMS



REGOLAZIONE DEL COLORE LUCE TRAMITE SELETTORE SUL RETRO
COLOR TEMPERATURE ADJUSTMENT THROUGH SELECTOR ON THE BACK

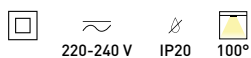
INCASSO

NEW
DOWNLIGHT
ELO



	A mm	mm	g
6 W	Ø 101	Ø 72	40
9 W	Ø 116	Ø 87	55
12 W	Ø 132	Ø 105	70
15 W	Ø 151	Ø 122	95
18 W	Ø 176	Ø 147	120
24 W	Ø 201	Ø 172	215

	SOURCE	OUTPUT				
6 W	540 lm	390 lm	3000K	ELO-060730 NEW	1/20	4,95 €
			4000K	ELO-060740 NEW		
9 W	820 lm	580 lm	3000K	ELO-090930 NEW	1/20	5,95 €
			4000K	ELO-090940 NEW		
12 W	1.160 lm	840 lm	3000K	ELO-121130 NEW	1/20	6,85 €
			4000K	ELO-121140 NEW		
15 W	1.490 lm	1.080 lm	3000K	ELO-151230 NEW	1/20	8,95 €
			4000K	ELO-151240 NEW		
18 W	1.830 lm	1.260 lm	3000K	ELO-181530 NEW	1/20	11,95 €
			4000K	ELO-181540 NEW		
24 W	2.490 lm	1.730 lm	3000K	ELO-241730 NEW	1/20	14,95 €
			4000K	ELO-241740 NEW		



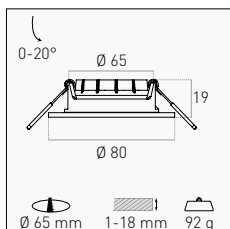
Pannello a incasso LED. Illuminazione diffusa e omogenea, diffusore in PC, corpo in PP. Per uso interno.

Recessed LED panel. Diffused and homogeneous lighting, diffuser in PC, body in PP. For indoor use.

DOWNLIGHT FUTURA



INCASSO



OUTPUT 360°		OUTPUT 90°					
5 W	520 lm	480 lm	3000K	FT-066830	1/40	11,00 €	
			4000K	FT-066840			
					0-20° ADJUSTABLE	ALUMINUM	DRIVER INCL.

Downlight SUPERSLIM da 19 mm di spessore, consente installazioni in controsoffitti anche con minimo spazio. Testa orientabile.

SUPERSLIM downlight only 19 mm thick, it can be installed in false ceiling even with limited space. Adjustable head.

TECHNICAL NOTES



TESTA ORIENTABILE 0-20° PER DIREZIONARE IL FASCIO LUMINOSO
ADJUSTABLE HEAD 0-20° TO DIRECT THE LIGHT BEAM

SQ100

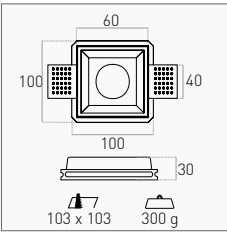


SQ120



AR111





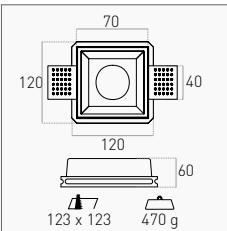
1 Slot GU10 - 35 W MAX White **JESSY-SQ100** 1/24 8,50 €

GU10 IP20

PAINTABLE PLASTER

INCLUDED

PORTALAMPADA GU10
GU10 LAMP HOLDER



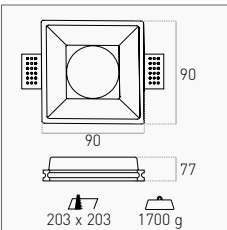
1 Slot GU10 - 35 W MAX White **JESSY-SQ120** 1/24 13,00 €

GU10 IP20

PAINTABLE PLASTER

INCLUDED

PORTALAMPADA GU10
GU10 LAMP HOLDER



1 Slot AR111 - 35 W MAX White **JESSY-AR111** 1/6 37,00 €

G53 IP20

PAINTABLE PLASTER



INSTALLATION



REALIZZATO IN GESSO RESINATO VERNICIABILE PER INSTALLAZIONI A SCOMPARSA
MADE OF PAINTABLE RESIN-COATED PLASTER FOR CONCEALED INSTALLATIONS

REQUIRED PAG. 38-41/50


LAMPADA SPOT GU10
GU10 SPOT LAMPS

LAMPADA AR111
AR111 LAMP



Portafaretti da incasso in gesso adatti ad essere installati in ogni controsoffitto in maniera totalmente invisibile.


Plaster recessed spotlight holder suitable to be installed in any false ceiling in a totally invisible way.



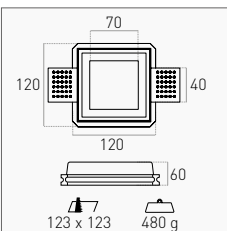
SQ120GLASS



SQ45GR



SQ2112

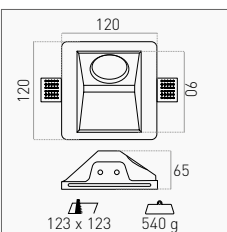


1 Slot GU10 - 35 W MAX White **JESSY-SQ120GLASS** 1/24 13,00 €

GU10 IP20 OPAL GLASS DIFFUSER PAINTABLE PLASTER

INCLUDED

PORTALAMPADA GU10
GU10 LAMP HOLDER

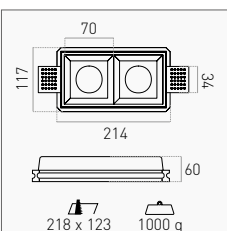


1 Slot GU10 - 35 W MAX White **JESSY-SQ45GR** 1/24 13,00 €

GU10 IP20 45° PAINTABLE PLASTER

INCLUDED

PORTALAMPADA GU10
GU10 LAMP HOLDER



2 Slot GU10 - 35 W MAX White **JESSY2-SQ2112** 1/12 24,00 €

GU10 IP20 PAINTABLE PLASTER

INCLUDED

PORTALAMPADA GU10
GU10 LAMP HOLDER



Portafaretti da incasso in gesso adatti ad essere installati in ogni controsoffitto in maniera totalmente invisibile.

Plaster recessed spotlight holder suitable to be installed in any false ceiling in a totally invisible way.

INSTALLATION



REALIZZATO IN GESSO RESINATO VERNICIABILE PER INSTALLAZIONI A SCOMPARSA
 MADE OF PAINTABLE RESIN-COATED PLASTER FOR CONCEALED INSTALLATIONS

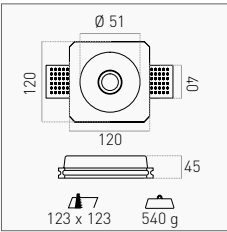
REQUIRED PAG. 38-41



LAMPADRE SPOT GU10
GU10 SPOT LAMPS

INCASSO





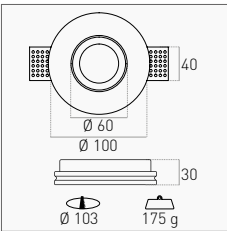
1 Slot GU10 - 35 W MAX White **JESSY-SR120** 1/24 13,00 €

GU10 IP20

PAINTABLE PLASTER

INCLUDED

PORTALAMPADA GU10
GU10 LAMP HOLDER



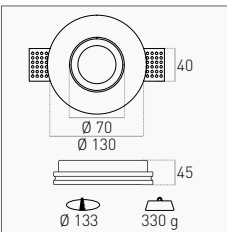
1 Slot GU10 - 35 W MAX White **JESSY-RD100** 1/24 8,50 €

GU10 IP20

PAINTABLE PLASTER

INCLUDED

PORTALAMPADA GU10
GU10 LAMP HOLDER



1 Slot GU10 - 35 W MAX White **JESSY-RD130** 1/24 13,00 €

GU10 IP20

PAINTABLE PLASTER

INCLUDED

PORTALAMPADA GU10
GU10 LAMP HOLDER



Portafaretti da incasso in gesso adatti ad essere installati in ogni controsoffitto in maniera totalmente invisibile.

Plaster recessed spotlight holder suitable to be installed in any false ceiling in a totally invisible way.

INSTALLATION



REALIZZATO IN GESSO RESINATO VERNICIABILE PER INSTALLAZIONI A SCOMPARSA
MADE OF PAINTABLE RESIN-COATED PLASTER FOR CONCEALED INSTALLATIONS

REQUIRED PAG. 38-41



LAMPADINE SPOT GU10
GU10 SPOT LAMPS



KLRXL-NE



KLRFX-BI




KLRFX-BN



KLR-CR



KLRCOON-BI



KLSCON-NE



KLS-BI

INCASSO - SUPPORTI
KLAK

ORIENTABILE ADJUSTABLE

Ø 90	1-25 mm	98 g
Round		
White <input type="checkbox"/>	Black <input checked="" type="checkbox"/>	
KLRXL-BI	KLRXL-NE	
10/50		
12,00 €		

IP20 ALUMINUM ADJUSTABLE 5 YEARS

FISSO FIXED

Ø 65	1-20 mm	61 g
Round		
White <input type="checkbox"/>	Black <input checked="" type="checkbox"/>	
KLRFX-BI	KLRFX-NE	
10/50		
14,00 €		

IP20 ALUMINUM 5 YEARS

FISSO FIXED

Ø 72	1-20 mm	54 g
Round		
White <input type="checkbox"/> + Black <input checked="" type="checkbox"/>		
KLRFX-BN		
10/50		
12,00 €		

IP20 ALUMINUM 5 YEARS

ORIENTABILE ADJUSTABLE

Ø 87	1-25 mm	100 g
Round		
White <input type="checkbox"/>	Black <input checked="" type="checkbox"/>	
KLRCN-BI	KLRCN-NE	
10/50		
12,00 €		

IP20 ALUMINUM ADJUSTABLE 5 YEARS

ORIENTABILE ADJUSTABLE

0-60°	Ø 70	1-28 mm	68 g
Round			
Silver <input checked="" type="checkbox"/>	White <input type="checkbox"/>	Cromo <input checked="" type="checkbox"/>	
KLR-AR	KLR-BI	KLR-CR	
10/50	10/50	10/50	
9,50 €	8,50 €	9,50 €	

IP20 ALUMINUM ADJUSTABLE 5 YEARS

ORIENTABILE ADJUSTABLE

0-30°	43	90	90	83 x 83	1-25 mm	96 g
Square						
White <input type="checkbox"/>	Black <input checked="" type="checkbox"/>					
KLSCN-BI	KLSCN-NE					
10/50	10/50					
12,00 €	12,00 €					

IP20 ALUMINUM ADJUSTABLE 5 YEARS

ORIENTABILE ADJUSTABLE

0-60°	70 x 70	1-28 mm	60 g
Square			
Silver <input checked="" type="checkbox"/>	White <input type="checkbox"/>	Cromo <input checked="" type="checkbox"/>	
KLS-AR	KLS-BI	KLS-CR	
10/50	10/50	10/50	
9,50 €	8,50 €	9,50 €	

IP20 ALUMINUM ADJUSTABLE 5 YEARS



Eleganti supporti per lampade spot.
Corpo in alluminio pressofuso.

Elegant supports for spot lamps.
Die-cast aluminum body.

TECHNICAL NOTES



FACILE INSTALLAZIONE CON SISTEMA A SCATTO BREVETTATO
EASY INSTALLATION WITH PATENTED CLICK SYSTEM

INCLUDED



ATTACCO GU10 CON BOX DI COLLEGAMENTO PROFESSIONALE
GU10 SOCKET WITH PROFESSIONAL JUNCTION BOX


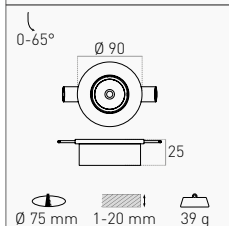
REQUIRED PAG. 38-41



LAMPADA SPOT GU10
GU10 SPOT LAMP


INCASSO - SUPPORTI
KLIK ROUND

PROFONDA DEEP

White


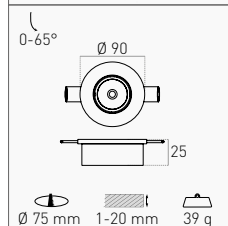
KLIRL

10/50 

3,50 €


  0-65°
 IP20 ABS ADJUSTABLE

SPIRALE SPIRAL

White


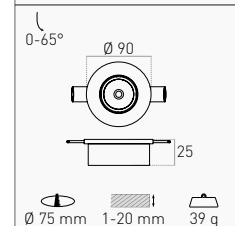
KLIRM

10/50 

3,00 €


  0-65°
 IP20 ABS ADJUSTABLE

SUPERFICIE SURFACE

White


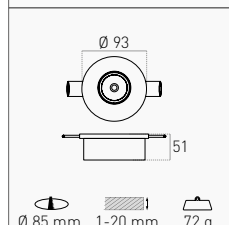
KLIRS

10/50 

3,00 €


  0-65°
 IP20 ABS ADJUSTABLE

A SCOMPARSA CONCEALED

White


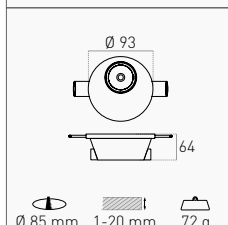
KLIRXL

10/50 

5,50 €


 
 IP20 ABS

**A SCOMPARSA DECENTRATA
 CONCEALED DECENTRALIZED**

White

KLIRXLD


10/50 

5,50 €

 
 IP20 ABS

OPTIONAL

 PORTALAMPADA
 LAMP HOLDER

GU10	PLGU10	10/1000 	1,00 €
GU5.3	PLGU53		

REQUIRED PAG. 38-41

 LAMPADA SPOT GU10
 GU10 SPOT LAMP

 LAMPADA SPOT GU5.3
 GU5.3 SPOT LAMP



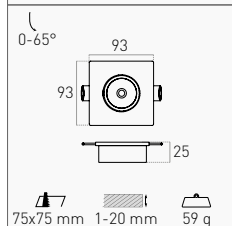
Faretti ad incasso orientabili in ABS.
 Montaggio lampada (non inclusa) a scatto.

Adjustable recessed spotlights in ABS.
 Snap-on lamp (not included) assembly.

INCASSO - SUPPORTI

KLIK SQUARE

PROFONDA DEEP



White

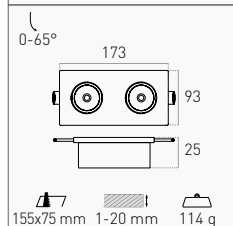
KLISL

10/50

4,00 €

0-65°
IP20 ABS ADJUSTABLE

PROFONDA DOPPIA DOUBLE DEEP



White

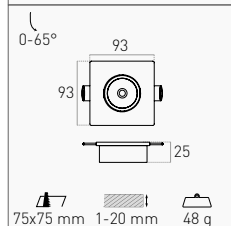
KLISL2

10/50

7,50 €

0-65°
IP20 ABS ADJUSTABLE

SPIRALE SPIRAL



White

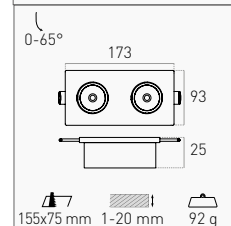
KLISM

10/50

3,50 €

0-65°
IP20 ABS ADJUSTABLE

SPIRALE DOPPIA DOUBLE SPIRAL



White

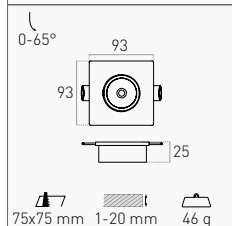
KLISM2

10/50

7,00 €

0-65°
IP20 ABS ADJUSTABLE

SUPERFICIE SURFACE



White

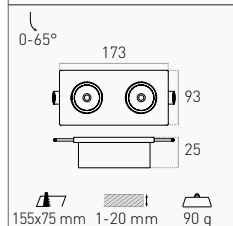
KLISS

10/50

3,50 €

0-65°
IP20 ABS ADJUSTABLE

SUPERFICIE DOPPIA DOUBLE SURFACE



White

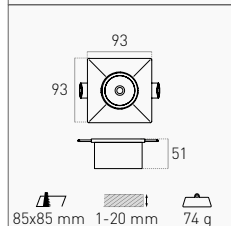
KLISS2

10/50

7,00 €

0-65°
IP20 ABS ADJUSTABLE

A SCOMPARSA CONCEALED



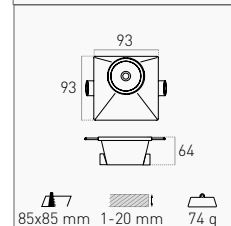
White

KLISXL

10/50

5,50 €

A SCOMPARSA DECENTRATA
CONCEALED DECENTRALIZED



White

KLISXLD

10/50

5,50 €

OPTIONAL

REQUIRED PAG. 38-41



LAMPADA SPOT GU10
GU10 SPOT LAMP

LAMPADA SPOT GU5.3
GU5.3 SPOT LAMP



PORTALAMPADA
LAMP HOLDER

Faretti ad incasso orientabili in ABS.
Montaggio lampada (non inclusa) a scatto.

Adjustable recessed spotlights in ABS.
Snap-on lamp (not included) assembly.

GU10	PLGU10	10/1000	1,00 €
GU5.3	PLGU53		

CENTURY[®]

CHAPTER 4

INDOOR

DECORATIVE



AP115



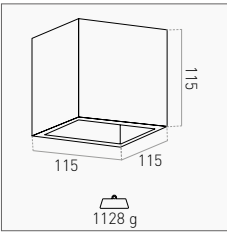
AP125



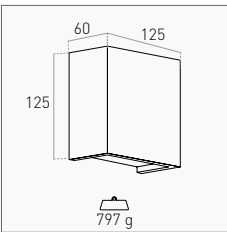

AP275



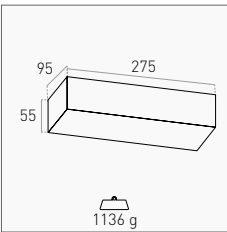
AP360



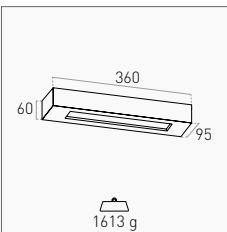
1 Slot G9 - 40 W MAX	White <input type="checkbox"/>	JESSY-AP115	1/18	33,50 €
G9	IP20		PAINTABLE	PLASTER



1 Slot G9 - 40 W MAX	White <input type="checkbox"/>	JESSY-AP125	1/12	33,50 €
G9	IP20		PAINTABLE	PLASTER



1 Slot E14 - 40 W MAX	White <input type="checkbox"/>	JESSY-AP275	1/12	38,00 €
E14	IP20		PAINTABLE	PLASTER



2 Slot E14 - 40 W MAX	White <input type="checkbox"/>	JESSY-AP360	1/12	50,50 €
E14	IP20		PAINTABLE	PLASTER



Eleganti applique in gesso per una luce diffusa sulla parete. Possono essere dipinte per integrarsi in ogni ambiente.

Elegant plaster wall light for a diffused light effect. Suitable to be painted for every ambients customization.



REQUIRED PAG. 31/43



LAMPADA G9
G9 LAMP



LAMPADA E14
E14 LAMP



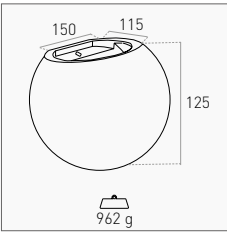
AP150



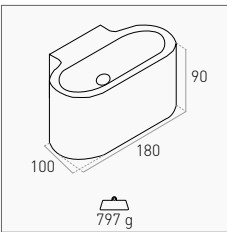
AP180



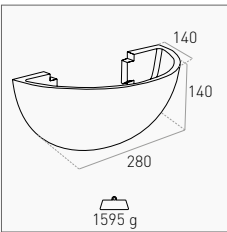
AP280



1 Slot G9 - 40 W MAX	White <input type="checkbox"/>	JESSY-AP150	1/12	35,00 €
G9	IP20		PAINTABLE	PLASTER



1 Slot G9 - 40 W MAX	White <input type="checkbox"/>	JESSY-AP180	1/9	35,00 €
G9	IP20		PAINTABLE	PLASTER



1 Slot E14 - 40 W MAX	White <input type="checkbox"/>	JESSY-AP280	1/12	38,00 €
E14	IP20		PAINTABLE	PLASTER



Eleganti applique in gesso per una luce diffusa sulla parete. Possono essere dipinte per integrarsi in ogni ambiente.

Elegant plaster wall light for a diffused light effect. Suitable to be painted for every ambients customization.

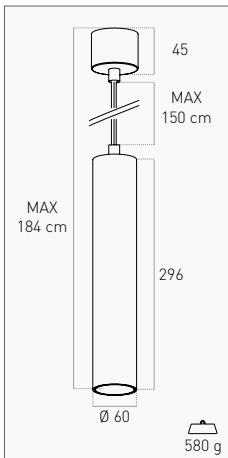


REQUIRED PAG. 31/43





SOSPENSIONE
ENFASI STYLO



1 Slot GU10	White <input type="checkbox"/>	ENSTYB-GU10	6/24	45,50 €	
	Black <input checked="" type="checkbox"/>	ENSTYN-GU10			
	220-240 V	GU10	IP20	ALUMINUM	5 YEARS

INDOOR



Sospensione in alluminio per lampade spot GU10. E' possibile installare all'interno dell'apparecchio la lampada spot GU10 desiderata. Massima flessibilità ed efficacia. Lampada non inclusa.

Aluminum suspension for GU10 spot lamps. It is possible to install the desired GU10 spot lamp inside the fixture. Maximum flexibility and effectiveness. Lamp not included.

INSTALLATION



ADATTO PER ARREDARE CON STILE OGNI AMBIENTE INTERNO
 SUITABLE FOR STILISH FURNITURE IN EVERY INDOOR AMBIENCE

TECHNICAL NOTES



SOSPENSIONE REGOLABILE FINO A 180 CM
 ADJUSTABLE SUSPENSION UP TO 180 CM

REQUIRED PAG. 38-41



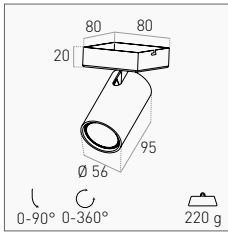
LAMPADA SPOT GU10 NON INCLUSA
 GU10 SPOT LAMP NOT INCLUDED



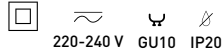
PORTAFARETTI

ENFASI SQUARE

1 SLOT

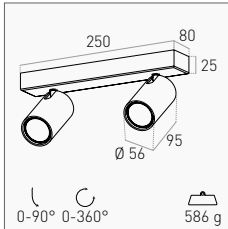


1 Slot GU10	White <input type="checkbox"/>	ENSB-GU10	6/24	23,00 €
	Black <input checked="" type="checkbox"/>	ENSN-GU10		

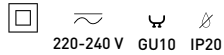


ALUMINUM

2 SLOT

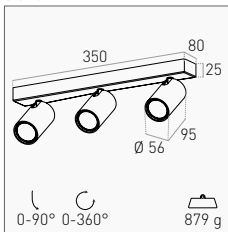


2 Slot GU10	White <input type="checkbox"/>	ENSB-2GU10	1/12	37,00 €
	Black <input checked="" type="checkbox"/>	ENSN-2GU10		

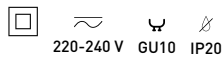


ALUMINUM

3 SLOT



3 Slot GU10	White <input type="checkbox"/>	ENSB-3GU10	1/12	55,00 €
	Black <input checked="" type="checkbox"/>	ENSN-3GU10		



ALUMINUM



Portafaretti GU10 in alluminio con base rettangolare. E' possibile installare all'interno dell'apparecchio la lampada spot GU10 desiderata. Massima flessibilità ed efficacia. Lampade non incluse.

Aluminum GU10 spotlight holder with rectangular base. It is possible to install the desired GU10 spot lamp inside the fixture. Maximum flexibility and effectiveness. Lamps not included.

TECHNICAL NOTES




RUOTABILE SU ASSE 360° - INCLINABILE 90°
ROTATABLE ON AXIS 360° - TILTABLE 90°

REQUIRED PAG. 38-41



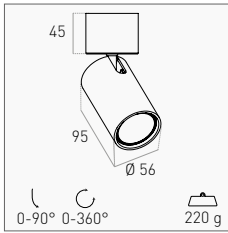
LAMPADINE SPOT GU10 NON INCLUSE
GU10 SPOT LAMPS NOT INCLUDED



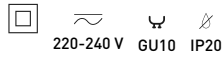
PORTAFARETTI
ENFASI ROUND



PLAFONE CEILING

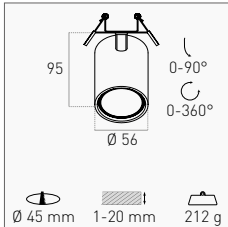


1 Slot GU10	Orientabile / Orientable	White <input type="checkbox"/>	ENRB-GU10	6/24	25,00 €
		Black <input checked="" type="checkbox"/>	ENRN-GU10		

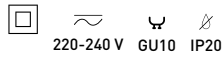


ALUMINUM 5 YEARS

INCASSO RECESSED

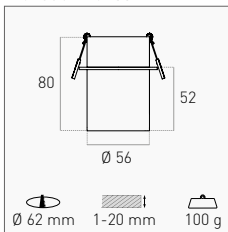


1 Slot GU10	Orientabile / Orientable	White <input type="checkbox"/>	ENIBOR-GU10	6/24	25,00 €
		Black <input checked="" type="checkbox"/>	ENINOR-GU10		

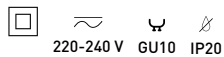


ALUMINUM 5 YEARS

INCASSO RECESSED



1 Slot GU10	Fisso / Fixed	White <input type="checkbox"/>	ENIB-GU10	6/24	20,50 €
		Black <input checked="" type="checkbox"/>	ENIN-GU10		



ALUMINUM 5 YEARS



Portafaretti GU10 in alluminio con base rotonda. E' possibile installare all'interno dell'apparecchio la lampada spot GU10 desiderata. Massima flessibilità ed efficacia. La lampada non è inclusa.

Aluminum GU10 spotlight holder with round base. It is possible to install the desired GU10 spot lamp inside the fixture. Maximum flexibility and effectiveness. The lamp is not included.

INCLUDED



ATTACCO GU10 CON BOX DI COLLEGAMENTO PROFESSIONALE
GU10 SOCKET WITH PROFESSIONAL JUNCTION BOX

TECHNICAL NOTES

MONTAGGIO RAPIDO CON CLIP
QUICK ASSEMBLY WITH CLIPS

REQUIRED PAG. 38-41



LAMPADE SPOT GU10 NON INCLUSE
GU10 SPOT LAMPS NOT INCLUDED

ESQNG96-GU10

ESQNB160-2GU10



ESQBG160-2GU10



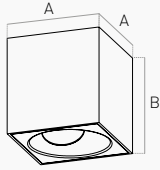
ESQBB80-GU10



APPLIQUE ESSENZA SQUARE

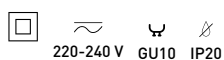


QUBE



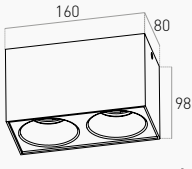
A mm	B mm	g
80	98	278
96	102	409

	A	OUT	IN			
1 Slot GU10	80 mm	White □	Gold ■	ESQBG80-GU10	1/24	26,50 €
			White □	ESQBB80-GU10		
		Black ■	Gold ■	ESQNG80-GU10		
			White □	ESQNB80-GU10		
96 mm	White □	Gold ■	ESQBG96-GU10	1/24	31,00 €	
		White □	ESQBB96-GU10			
	Black ■	Gold ■	ESQNG96-GU10			
		White □	ESQNB96-GU10			



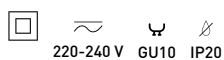
INDOOR

QUBE DOPPIO

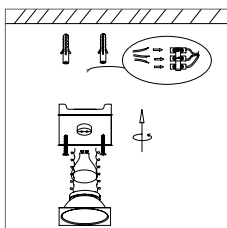


470 g

	OUT	IN			
2 Slot GU10	White □	Gold ■	ESQBG160-2GU10	1/12	48,00 €
		White □	ESQBB160-2GU10		
	Black ■	Gold ■	ESQNG160-2GU10		
		White □	ESQNB160-2GU10		

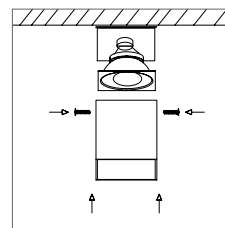


INSTALLATION



Effettuare i collegamenti elettrici, quindi montare la base a muro, quindi la lampada GU10 nell'attacco e il diffusore a molla sulla lampadina

Set up electrical connections, then mount the base on the wall, then the GU10 lamp in the socket and the spring diffuser on the bulb.



Finire il montaggio con il corpo lampada e fissarlo con le apposite viti.

Complete the installation with the lamp body and fix it with the screws.




Applique a soffitto in alluminio per lampade spot GU10. Diverse combinazioni di colore per adattarsi a tutti gli stili e tendenze.

Aluminum ceiling lamp for GU10 spot lamps. Different color combinations to suit all styles and trends.

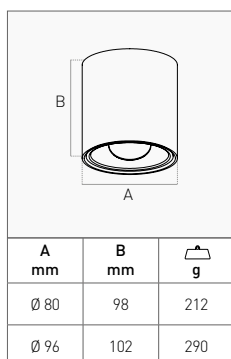
REQUIRED PAG. 38-41



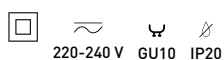
LAMPADINE SPOT GU10 NON INCLUSE
GU10 SPOT LAMPS NOT INCLUDED



APPLIQUE ESSENZA RONDÒ

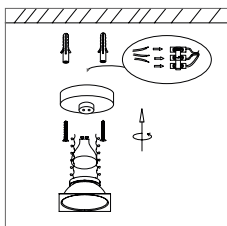


	A	OUT	IN			
1 Slot GU10	Ø 80 mm	White □	Gold ■	ESRBG80-GU10	1/24	26,50 €
			White □	ESRBB80-GU10		
		Black ■	Gold ■	ESRNG80-GU10		
			White □	ESRNB80-GU10		
Ø 96 mm	White □	Gold ■	ESRBG96-GU10	1/24	31,00 €	
		White □	ESRBB96-GU10			
	Black ■	Gold ■	ESRNG96-GU10			
		White □	ESRNB96-GU10			



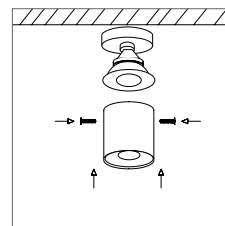
INDOOR

INSTALLATION



Effettuare i collegamenti elettrici, quindi montare la base a muro, quindi la lampada GU10 nell'attacco e il diffusore a molla sulla lampadina

Set up electrical connections, then mount the base on the wall, then the GU10 lamp in the socket and the spring diffuser on the bulb.



Finire il montaggio con il corpo lampada e fissarlo con le apposite viti.

Complete the installation with the lamp body and fix it with the screws.



Applique a soffitto in alluminio per lampade spot GU10. Diverse combinazioni di colore per adattarsi a tutti gli stili e tendenze.

Aluminum ceiling lamp for GU10 spot lamps. Different color combinations to suit all styles and trends.

REQUIRED PAG. 38-41



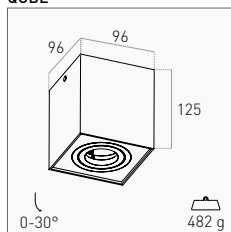
LAMPADE SPOT GU10 NON INCLUDE
GU10 SPOT LAMPS NOT INCLUDED



APPLIQUE ESSENZA ORIENTABILE

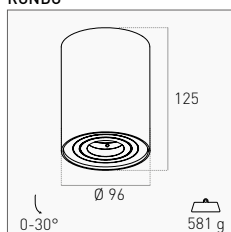


QUBE



1 Slot GU10	White <input type="checkbox"/>	ESQBOR96-GU10	1/24	32,50 €	
	Black <input type="checkbox"/>	ESQNOR96-GU10			
	220-240 V	GU10	IP20	ALUMINUM	5 YEARS

RONDÒ



1 Slot GU10	White <input type="checkbox"/>	ESRBOR96-GU10	1/24	32,50 €	
	Black <input type="checkbox"/>	ESRNOR96-GU10			
	220-240 V	GU10	IP20	ALUMINUM	5 YEARS



Applique a soffitto orientabile per lampade spot GU10. Massima flessibilità ed efficacia per adattarsi a tutti gli stili e tendenze.

Adjustable ceiling wall light for GU10 spot lamps. Maximum flexibility and effectiveness to adapt to all styles and trends.

TECHNICAL NOTES



INCLINABILE SU ASSE 30°
INCLINABLE ON AXIS 30°

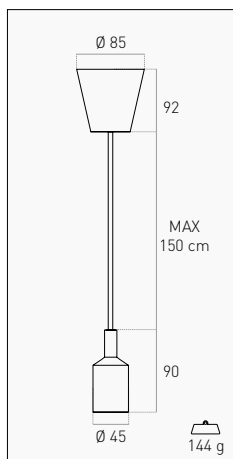
REQUIRED PAG. 38-41



LAMPADE SPOT GU10 NON INCLUDE
GU10 SPOT LAMPS NOT INCLUDED

INDOOR

SOSPENSIONE
FANTASY



1 Slot E27	White <input type="checkbox"/>	FTBI-150	10/50	7,00 €
	Grey <input type="checkbox"/>	FTGR-150		
	Black <input type="checkbox"/>	FTNE-150		

220-240 V E27 IP20

SILICONE

Portalamпада in silicone con possibilità di svariate combinazioni di montaggio. Cavo lungo 150 cm.

Silicone lampholder with different mounting combinations. 150 cm long cable.

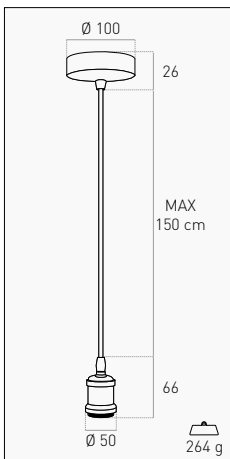


REQUIRED PAG. 24
LAMPADA E27 NON INCLUSA
E27 LAMP NOT INCLUDED

SOSPENSIONE
FUSION 150



INDOOR



1 Slot E27	Bronze		FSBR-150	6/24	18,00 €
	Pearl Black		FSNE-150		
	Pink Gold		FSRG-150		
	Antique Pink Gold		FSRQV-150		

220-240 V E27 IP20

DIE-CAST ALUMINUM

Portalamпада in alluminio pressofuso con possibilità di svariate combinazioni di montaggio. Cavo lungo 150 cm.

Die-cast aluminum lampholder with different mounting combinations. 150 cm long cable.

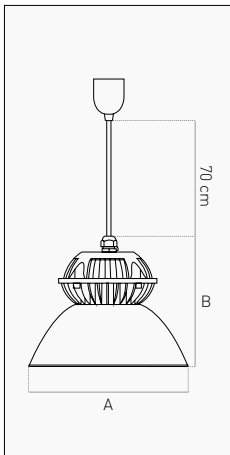


REQUIRED PAG. 32

LAMPADA E27 NON INCLUSA
 E27 LAMP NOT INCLUDED


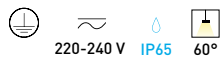


SOSPENSIONE
COLORFULL



	A mm	B mm	g
10 W	Ø 203	174	605
20 W	Ø 254	210	1000
30 W	Ø 305	246	1640

10 W	850 lm	Orange 3000K	CFAR-102030	1/8	43,00 €
		White 3000K	CFBI-102030		
		Red 3000K	CFRO-102030		
		Green 3000K	CFVE-102030		
20 W	1.600 lm	Orange 3000K	CFAR-202530	1/8	55,00 €
		White 3000K	CFBI-202530		
		Red 3000K	CFRO-202530		
		Green 3000K	CFVE-202530		
30 W	2.500 lm	Orange 3000K	CFAR-303030	1/4	69,50 €
		Red 3000K	CFRO-303030		



INDOOR



Corpo in alluminio verniciato e parabola in materiale plastico semitrasparente lucido. Include bicchiere di fissaggio più cavo di 70 cm.

Painted aluminum and body glossy reflector semi-transparent plastic material. Fixing cup and 70 cm cable included.

INCLUDED



SISTEMA PER FISSAGGIO A SOFFITTO E CAVO DA 70 CM
CEILING FIXING SYSTEM AND 70 CM CABLE

CHAPTER 5

PLAFONIERE

CEILING LIGHTS

PLAFONIERA
PL-TONDO



ROUND

	A mm	 g
18 W	Ø225	408
24 W	Ø300	672

	SOURCE		OUTPUT			
18 W	1.800 lm	1.440 lm	3000K	PTP-182230	6/24	27,50 €
			4000K	PTP-182240		
24 W	2.350 lm	1.920 lm	3000K	PTP-243030	6/12	33,50 €
			4000K	PTP-243040		



OPTIONAL

RICAMBIO DRIVER
SPARE DRIVER

	INPUT		OUTPUT			
18 W	300 mA	220-240 V/AC	54 V/DC	RDPQ18	1/250	9,50 €
24 W	600 mA ± 5%	220-240 V/AC	36 V/DC	RDPQ24	1/100	11,00 €



Pannello circolare con montaggio a plafone dal design elegante.
Driver antisfarfallio incluso.

Circular ceiling-mounted panels with an elegant design.
Flicker-free driver included.

PLAFONIERA
PL-QUADRO

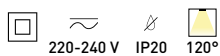


PLAFONIERE

SQUARE

	A mm	 g
18 W	225	519
24 W	300	827

	SOURCE		OUTPUT			
18 W	1.800 lm	1.440 lm	3000K	PQP-182230	6/24	29,00 €
			4000K	PQP-182240		
24 W	2.350 lm	1.920 lm	3000K	PQP-243030	6/12	35,00 €
			4000K	PQP-243040		



OPTIONAL

RICAMBIO DRIVER
SPARE DRIVER

	INPUT		OUTPUT			
18 W	300 mA	220-240 V/AC	54 V/DC	RDPQ18	1/250	9,50 €
24 W	600 mA ± 5%	220-240 V/AC	36 V/DC	RDPQ24	1/100	11,00 €



Pannello quadrato con montaggio a plafone dal design elegante. Driver antisfarfallio incluso.

Square ceiling-mounted panels with an elegant design. Flicker-free driver included.

PLAFONIERA
BLANCA PERLA



	A mm	B mm	g
14 W	Ø 265	100	297
20 W	Ø 290	100	406
24 W	Ø 345	100	520
32 W	Ø 375	110	700

	SOURCE		OUTPUT				
14 W	1.380 lm	1.100 lm	4000K		BCP-122840	1/6	28,50 €
20 W	2.050 lm	1.520 lm	4000K		BCP-183340	1/6	33,50 €
24 W	2.500 lm	1.800 lm	4000K		BCP-243840	1/6	40,50 €
32 W	3.380 lm	2.240 lm	4000K		BCP-323840	1/6	45,50 €



Plafoniera LED dal design moderno e finitura bianca perlata. Garantisce un flusso luminoso brillante ed uniforme. Adatta per l'illuminazione generale delle stanze, scale, ingressi e corridoi per un'illuminazione diffusa e coerente.

LED ceiling lamp with a modern design and pearly white finish. It guarantees a bright and uniform luminous flux. Suitable for general lighting of rooms, stairs, entrances and corridors for diffused and coherent lighting.



INSTALLATION

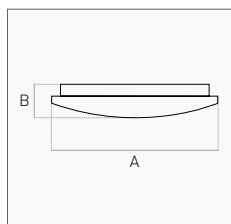


PERFETTA PER INSTALLAZIONI A PARETE O SOFFITTO
 PERFECT FOR WALL OR CEILING INSTALLATIONS

PLAFONIERA
BLANCA SLIM

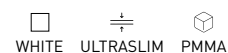



PLAFONIERE



	A mm	B mm	g
14 W	Ø 245	55	259
20 W	Ø 330	65	364
24 W	Ø 375	70	487
32 W	Ø 390	65	615

	SOURCE		OUTPUT			
14 W	1.550 lm	1.090 lm	3000K	BCS-142530	1/10	16,50 €
			4000K	BCS-142540		
20 W	2.200 lm	1.550 lm	3000K	BCS-203030	1/10	21,50 €
			4000K	BCS-203040		
24 W	2.800 lm	1.800 lm	3000K	BCS-243530	1/10	28,50 €
			4000K	BCS-243540		
32 W	3.380 lm	2.750 lm	3000K	BCS-323930	1/10	38,00 €
			4000K	BCS-323940		



Plafoniera LED dal design sottile, adatta a tutti gli ambienti interni. Il diffusore in PMMA di elevata qualità garantisce un flusso luminoso brillante ed uniforme.

LED ceiling lamp with a slim design, suitable for all indoor environments. The high quality PMMA diffuser guarantees a bright and uniform luminous flux.





OASO B



OASO N



OASO BP



OASO NS



OASO BS



OASO NPS

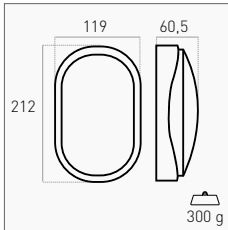
NEW
PLAFONIERA
OASI

NEW
PLAFONIERA
OASI

TRICOLOR
3000K
4000K
6500K



OVAL

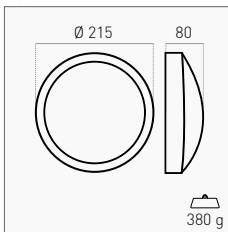


SOURCE		OUTPUT						
14 W	1.550 lm	1.000 lm	White <input type="checkbox"/>	-	3000K - 4000K - 6500K	OSOB-1411900 NEW	1/12	21,50 €
				Sensor	3000K - 4000K - 6500K	OSOBS-1411900 NEW	1/12	41,00 €
			Black <input checked="" type="checkbox"/>	-	3000K - 4000K - 6500K	OSON-1411900 NEW	1/12	21,50 €
				Sensor	3000K - 4000K - 6500K	OSONS-1411900 NEW	1/12	41,00 €

220-240 V IP54 120°

PIR SENSOR PC TRICOLOR

ROUND

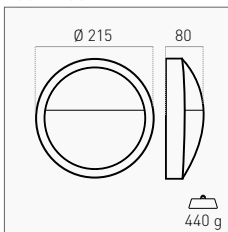


SOURCE		OUTPUT						
14 W	1.550 lm	1.000 lm	White <input type="checkbox"/>	-	3000K - 4000K - 6500K	OSTOB-1421500 NEW	1/12	26,50 €
				Sensor	3000K - 4000K - 6500K	OSTOBS-1421500 NEW	1/12	43,00 €
			Black <input checked="" type="checkbox"/>	-	3000K - 4000K - 6500K	OSTON-1421500 NEW	1/12	26,50 €
				Sensor	3000K - 4000K - 6500K	OSTONS-1421500 NEW	1/12	43,00 €

220-240 V IP54 120°

PIR SENSOR PC TRICOLOR

ROUND+COVER



SOURCE		OUTPUT						
14 W	1.550 lm	600 lm	White <input type="checkbox"/>	-	3000K - 4000K - 6500K	OSTOBP-1421500 NEW	1/12	29,00 €
				Sensor	3000K - 4000K - 6500K	OSTOBPS-1421500 NEW	1/12	48,00 €
			Black <input checked="" type="checkbox"/>	-	3000K - 4000K - 6500K	OSTONP-1421500 NEW	1/12	29,00 €
				Sensor	3000K - 4000K - 6500K	OSTONPS-1421500 NEW	1/12	48,00 €

220-240 V IP54 120°

PIR SENSOR PC TRICOLOR




Plafoniera da interno o da esterno protetto. Applicazioni soffitto-pareti con flusso luminoso uniforme.

Indoor or protected outdoor ceiling light. Ceiling-wall applications with uniform luminous flux.

FOCUS

Regolazione del sensore PIR
PIR sensor adjustment
Range: 10 sec - 5 min / 10 - 2000 lx

TECHNICAL NOTES



REGOLAZIONE DEL COLORE LUCE TRAMITE SELETTORE SU PIASTRA INTERNA
COLOR TEMPERATURE ADJUSTMENT THROUGH SELECTOR ON INTERNAL PLATE



PACBI




PACGR



PARGR



PARBI



PASBI

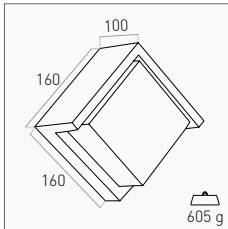


PASGR

PLAFONIERA
PURA



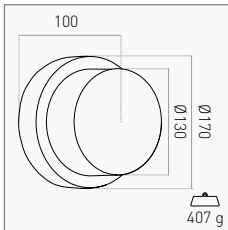
CUBE



		OUTPUT					
10 W	920 lm	White <input type="checkbox"/>	3000K	PACBI-101630	1/20	40,50 €	
			4000K	PACBI-101640			
		Anthracite <input type="checkbox"/>	3000K	PACGR-101630			
			4000K	PACGR-101640			

220-240 V IP65 120°

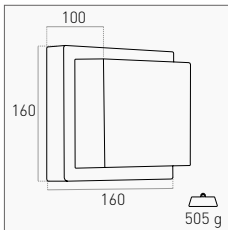
ROUND



		OUTPUT					
10 W	920 lm	White <input type="checkbox"/>	3000K	PARBI-101730	1/20	36,00 €	
			4000K	PARBI-101740			
		Anthracite <input type="checkbox"/>	3000K	PARGR-101730			
			4000K	PARGR-101740			

220-240 V IP65 120°

SQUARE



		OUTPUT					
10 W	920 lm	White <input type="checkbox"/>	3000K	PASBI-101630	1/20	38,00 €	
			4000K	PASBI-101640			
		Anthracite <input type="checkbox"/>	3000K	PASGR-101630			
			4000K	PASGR-101640			


220-240 V IP65 120°



Plafoniera resistente agli agenti atmosferici con certificazione IP65, perfetta per illuminare gli ambienti interni ed esterni con stile. Presenta un design moderno ed è disponibile in due diverse colorazioni. Possibilità di abbinare diverse forme e finiture per la creazione di combinazioni uniche.

Weather-resistant ceiling lamp with IP65 certification, perfect for illuminating stylish indoor and outdoor environments. It features a modern design and it is available in two different colors. Possibility of mixing different shapes and finishes to create unique combinations.

INSTALLATION



COMBINA DIFFERENTI FORME E FINITURE PER EFFETTI SCENICI UNICI
COMBINE DIFFERENT SHAPES AND FINISHES FOR UNIQUE SCENE EFFECTS



SMD



SMRN



SMS



SMDN



SMR



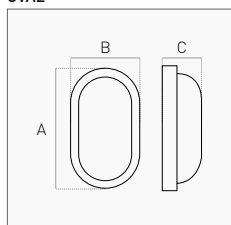
SMSN

PLAFONIERA
SIMPLY

PLAFONIERA
SIMPLY

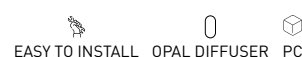


OVAL

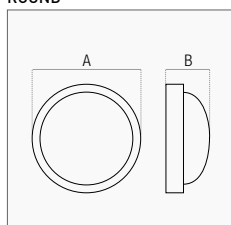


	A mm	B mm	C mm	g
16 W	214	115	64	250
24 W	270	146	70	407

	SOURCE	OUTPUT				
16 W	1.650 lm	1.280 lm	White □ 4000K	SMO-162240	1/20	16,50 €
			Black ■ 4000K	SMON-162240		
24 W	2.700 lm	1.920 lm	White □ 4000K	SMO-242740	1/20	24,00 €
			Black ■ 4000K	SMON-242740		

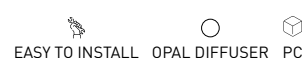


ROUND

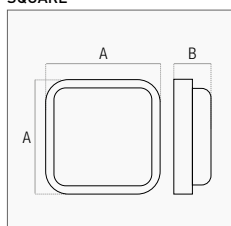


	A mm	B mm	g
16 W	∅166	63	227
24 W	∅220	69	490

	SOURCE	OUTPUT				
16 W	1.650 lm	1.280 lm	White □ 4000K	SMR-161740	1/20	16,50 €
			Black ■ 4000K	SMRN-161740		
24 W	2.550 lm	1.920 lm	White □ 4000K	SMR-242240	1/20	24,00 €
			Black ■ 4000K	SMRN-242240		




SQUARE



	A mm	B mm	g
16 W	150	62	247
24 W	220	73	467

	SOURCE	OUTPUT				
16 W	1.800 lm	1.280 lm	White □ 4000K	SMS-161540	1/20	16,50 €
			Black ■ 4000K	SMSN-161540		
24 W	2.700 lm	1.920 lm	White □ 4000K	SMS-242240	1/20	24,00 €
			Black ■ 4000K	SMSN-242240		




Plafoniera IP65 a led integrato ideale per tutti gli ambienti esterni ed interni umidi. Facile installazione. Disponibile in forme e finiture diverse per adattarsi meglio all'ambiente circostante.

IP65 integrated LED ceiling light suitable for outdoor and humid indoor ambiances. Easy installation. Available in different shapes and finishes to better adapt to the surrounding environment.



INSTALLATION



FACILE INSTALLAZIONE A PARETE O SOFFITTO CON MECCANISMO A SCATTO
EASY WALL OR CEILING INSTALLATION WITH SNAP-ON MECHANISM

CHAPTER 6

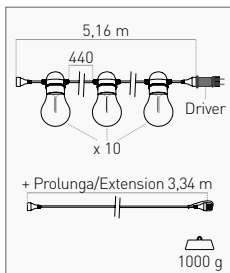
OUTDOOR

GARDEN - DECORATIVE

CATENA LUMINOSA
FIESTA

SPINARE
EASY

10 lampade E27 incluse
10 E27 lamp included



		BULB	CABLE				
6 W	500 lm	Clear	White	2200K	FSTABCL-062722	1/5	88,50 €
		Clear	Black	2200K	FSTACL-062722		
	200 lm	Multicolor	Black	Multicolor	FSTACO-062722		

220-240 V E27 36 V IP44

REPLACEABLE CONNECTABLE EASY TO INSTALL

INCLUDED

10 LAMPAD E27 - ALIMENTATORE CON SPINA SCHUKO
10 E27 BULBS - DRIVER WITH SCHUKO PLUG

OPTIONAL

RICAMBIO DRIVER SPARE DRIVER

TECHNICAL NOTES

2 COLLANE LUMINOSE COLLEGABILI
2 CONNECTABLE LIGHT CHAIN

ONLY 36 V/DC
NON SUPPORTA LAMPAD E 230 V
230 V LAMPS NOT SUPPORTED

Catena luminosa di 10 lampade a filamento LED incluse alimentate a bassa tensione. Possibilità di collegare 2 catene insieme. Driver incluso con spina schuko.

String lighting with 10 LED Filament lamps included and powered by low voltage. 2 chains can be connected together. Driver included with schuko plug.

12 W	FSTADAP-12W	1/30	18,00 €
------	--------------------	------	---------

RICAMBIO LAMPADINA E27 - 36 V/DC
E27 - 36 V/DC SPARE BULB

0,6 W	50 lm	Clear	2200K	FSTARCL-062722	1/100	6,00 €
		Blue		FSTARBLU-062722		
	Yellow		FSTARGI-062722			
	20 lm	Magenta		FSTARMAG-062722		
	Red		FSTARRO-062722			
		Green		FSTARVE-062722		

CATENA LUMINOSA
FIESTA 230 V

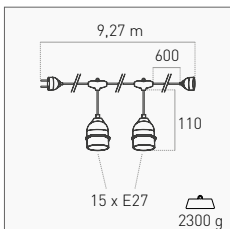
EASY



15 portalampe E27
15 E27 lamp holders



OUTDOOR



SINGLE LAMP HOLDER SYSTEM

15 Slot E27	MAX 15 W	MAX 230 W	White <input type="checkbox"/>	FSTAB-2202700	1/6	72,00 €
			Black <input checked="" type="checkbox"/>	FSTAN-2202700		

220-240 V E27 IP44

CONNECTABLE EASY TO INSTALL

TECHNICAL NOTES

COLLEGABILE IN SERIE FINO AD UN MASSIMO DI 230 W TOTALI
CAN BE CONNECTED IN SERIES UP TO A MAX 230 W TOTAL

INCLUDED

15 PORTALAMPADE E27 (MAX 15 W)
15 E27 LAMP HOLDERS (MAX 15 W)

PRESA SCHUKO PER COLLEGARE IN SERIE ALTRE
CATENE LUMINOSE O DISPOSITIVI ELETTRONICI
SCHUKO SOCKET FOR SERIES CONNECTION OF OTHER
LIGHT CHAINS OR ELECTRONIC DEVICES



Catena luminosa con 15 portalampe E27, lampade non incluse. Collegabile in serie fino a 230 W totali.

String lighting with 15 E27 lamp holders, lamps not included. Connectable in series up to 230 W total.

REQUIRED PAG. 24



LAMPADE E27 NON INCLUSE
E27 LAMPS NOT INCLUDED



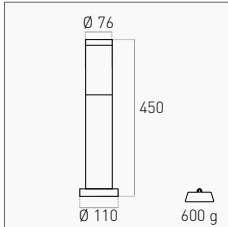
NEW

PALETTO DA GIARDINO
BAMBOO

NEW
PALETTO DA GIARDINO
BAMBOO



45 cm

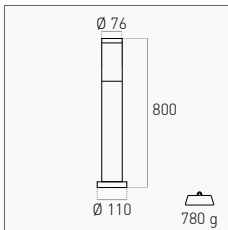


1 Slot E27	Anthracite	BMB-4527AN NEW	1/10	32,50 €
	Corten	BMB-4527CO NEW		
220-240 V E27 IP54 IK06		PC DIFFUSER STAINLESS STEEL		



RAL 7016 RAL 8028

80 cm



1 Slot E27	Anthracite	BMB-8027AN NEW	1/10	39,50 €
	Corten	BMB-8027CO NEW		
220-240 V E27 IP54 IK06		PC DIFFUSER STAINLESS STEEL		



RAL 7016 RAL 8028



Paletto da giardino dal design moderno in acciaio inossidabile e diffusore in PC. Compatibile con lampade E27 (Max 40 W), si adatta perfettamente in ogni ambiente.

Modern design garden light with stainless steel body and PC diffuser. Compatible with E27 lamps (Max 40 W), it suits perfectly in every outdoor space.



REQUIRED PAG. 24

LAMPADA E27 (MAX 40 W) NON INCLUSA
E27 LAMP (MAX 40 W) NOT INCLUDED

PER UN EFFETTO SCENICO OTTIMALE È CONSIGLIATO L'USO
DI LAMPADE INCANTO FILAMENTO SATEN
FOR AN OPTIMAL SCENIC EFFECT, IT IS RECOMMENDED TO USE
INCANTO FILAMENTO SATEN LAMPS



LLD3P-108040



LLDAL-108040



LLDBA-108040

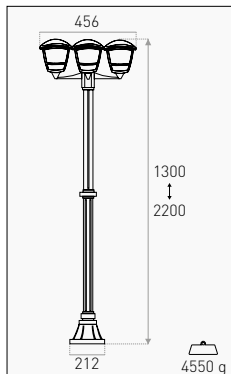


LLDSE-108040

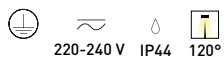




220 cm



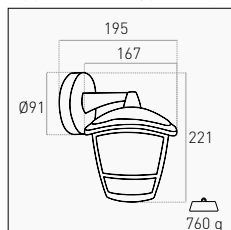
3 x 10 W	1.850 lm	4000K	LLD3P-108040	1/1	228,00 €
----------	----------	-------	---------------------	-----	----------



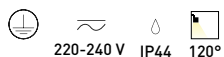
TECHNICAL NOTES

ALTEZZA REGOLABILE
ADJUSTABLE HEIGHT

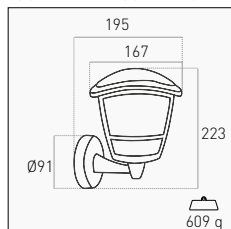
DISCENDENTE DESCENDING




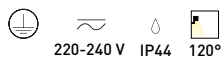
10 W	806 lm	Standard	4000K	LLDAL-108040	1/6	43,00 €
------	--------	----------	-------	---------------------	-----	---------



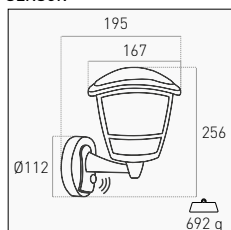
ASCENDENTE ASCENDING



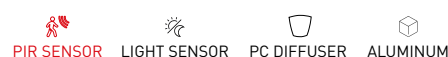
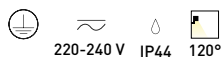
10 W	806 lm	Standard	4000K	LLDDBA-108040	1/6	43,00 €
------	--------	----------	-------	----------------------	-----	---------



SENSOR



10 W	806 lm	PIR Sensor	4000K	LLDSE-108040	1/6	50,50 €
------	--------	------------	-------	---------------------	-----	---------



OPERATING MODE

Al tramonto, ON al rilevamento del movimento, il suo tempo di accensione varia dai 10 secondi ai 5 minuti. I lux sono regolabili.
At sunset, ON upon motion detection, working time is variable from 10 seconds to 5 minutes. Lux are adjustable.

Lampione ed applique in alluminio con verniciatura ad elettroforesi. Progettati per ambienti esterni, resistenti alla corrosione.

Garden lamp and applique in aluminum with electrophoresis painting, designed for outdoor environments, resistant to corrosion.



OPTIONAL

SORGENTE LED DI RICAMBO CON DRIVER
SPARE LED SOURCE WITH DRIVER



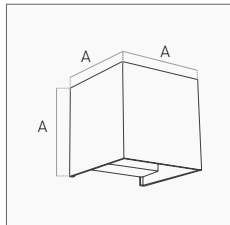
10 W	806 lm	4000K	RSLLD	1/100	15,50 €
------	--------	-------	--------------	-------	---------



APPLIQUE BIDIREZIONALE
UP&DOWN+



SQUARE

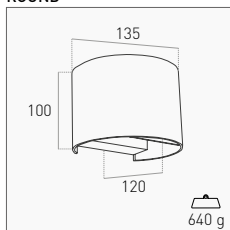


	A mm	g
10 W	100	620
20 W	120	980

10 W	800 lm	3000K - 4000K - 6500K	White <input type="checkbox"/>	UDSBI-1010	1/12	53,00 €
			Corten <input type="checkbox"/>	UDSCO-1010		
			Grey <input type="checkbox"/>	UDSGR-1010		
			Black <input type="checkbox"/>	UDSNE-1010		
20 W	1.800 lm	3000K - 4000K - 6500K	White <input type="checkbox"/>	UDSBI-2012	1/12	86,50 €
			Corten <input type="checkbox"/>	UDSCO-2012		
			Grey <input type="checkbox"/>	UDSGR-2012		
			Black <input type="checkbox"/>	UDSNE-2012		








ROUND



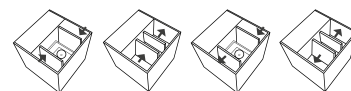
10 W	800 lm	3000K - 4000K - 6500K	White <input type="checkbox"/>	UDRBI-1010	1/12	53,00 €
			Corten <input type="checkbox"/>	UDRCO-1010		
			Grey <input type="checkbox"/>	UDRGR-1010		
			Black <input type="checkbox"/>	UDRNE-1010		



INSTALLATION



TECHNICAL NOTES




ALETTE INDIPENDENTI REGOLABILI DA 7° A 100°
INDEPENDENT FLAPS ADJUSTABLE FROM 7° TO 100°



Applique di design in alluminio con fascio luminoso bidirezionale, alette regolabili singolarmente per personalizzare ogni ambiente esterno.

Elegant aluminum wall applique with bidirectional light beam, adjustable fins to customize any outdoor ambience.

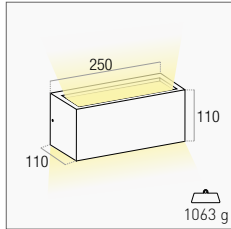


REGOLAZIONE DEL COLORE LUCE TRAMITE SELETTORE SU PIASTRA INTERNA
COLOR TEMPERATURE ADJUSTMENT THROUGH SELECTOR ON INTERNAL PLATE

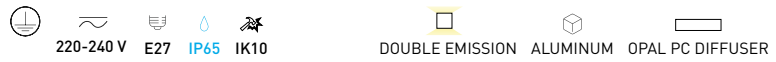
OUTDOOR



APPLIQUE BIDIREZIONALE
REVERSO



1 Slot E27	White <input type="checkbox"/>	RVBI-E27	1/6	57,50 €
	Corten <input type="checkbox"/>	RVCO-E27		
	Grey <input type="checkbox"/>	RVGR-E27		
	Black <input type="checkbox"/>	RVNE-E27		



Moderna applique in alluminio a doppia emissione luminosa. Installabile in ambienti esterni. Compatibile con lampade E27.

Modern aluminum applique with double light output. Suitable for outdoor ambiances. Compatible with E27 lamps.

INSTALLATION



INSTALLABILE A PARETE PER UN EFFETTO DI LUCE BIDIREZIONALE
WALL INSTALLATION FOR A BIDIRECTIONAL LIGHT EFFECT

REQUIRED PAG. 24



LAMPADA E27 NON INCLUSA
E27 LAMP NOT INCLUDED

PER UN EFFETTO SCENICO OTTIMALE È CONSIGLIATO L'USO
DI LAMPADE INCANTO FILAMENTO COME LA ING3-082727
FOR AN OPTIMAL SCENIC EFFECT, IT IS RECOMMENDED TO USE
INCANTO FILAMENTO LAMPS LIKE ING3-082727

AXO-1GU10B



AXO-1GU10SC



AXO-2GU10G



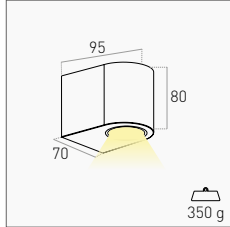
AXO-2GU10SN



APPLIQUE
AXO



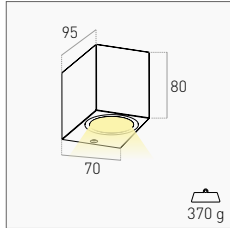
ROUND - SINGLE EMISSION



1 Slot GU10	White <input type="checkbox"/>	AXO-1GU10B	12/24	20,50 €
	Corten <input checked="" type="checkbox"/>	AXO-1GU10C		
	Grey <input type="checkbox"/>	AXO-1GU10G		
	Black <input type="checkbox"/>	AXO-1GU10N		

ALUMINUM GLASS DIFFUSER

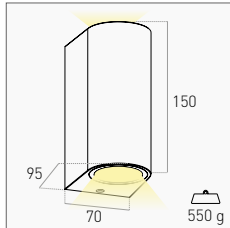
SQUARE - SINGLE EMISSION



1 Slot GU10	White <input type="checkbox"/>	AXO-1GU10SB	12/24	23,00 €
	Corten <input checked="" type="checkbox"/>	AXO-1GU10SC		
	Grey <input type="checkbox"/>	AXO-1GU10SG		
	Black <input type="checkbox"/>	AXO-1GU10SN		

ALUMINUM GLASS DIFFUSER

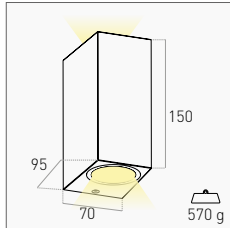
ROUND - DOUBLE EMISSION



2 Slot GU10	White <input type="checkbox"/>	AXO-2GU10B	12/24	28,50 €
	Corten <input checked="" type="checkbox"/>	AXO-2GU10C		
	Grey <input type="checkbox"/>	AXO-2GU10G		
	Black <input type="checkbox"/>	AXO-2GU10N		

DOUBLE EMISSION ALUMINUM GLASS DIFFUSER

SQUARE - DOUBLE EMISSION



2 Slot GU10	White <input type="checkbox"/>	AXO-2GU10SB	12/24	31,00 €
	Corten <input checked="" type="checkbox"/>	AXO-2GU10SC		
	Grey <input type="checkbox"/>	AXO-2GU10SG		
	Black <input type="checkbox"/>	AXO-2GU10SN		

DOUBLE EMISSION ALUMINUM GLASS DIFFUSER



Moderne applique in alluminio a singola o doppia emissione luminosa. Diffusore in vetro.

Modern aluminum applique with single or double light output. Glass diffuser.

REQUIRED PAG. 38-41



LAMPADE SPOT GU10 NON INCLUDE
GU10 SPOT LAMPS NOT INCLUDED

OUTDOOR



NEW

APPLIQUE BIDIREZIONALE

FORMA

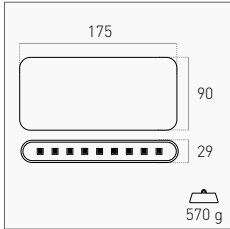
NEW

APPLIQUE BIDIREZIONALE

FORMA

TRICOLOR
3000K
4000K
6000K

IP54



SOURCE		OUTPUT								
12 W	1.390 lm	820 lm	3000K - 4000K - 6000K	White <input type="checkbox"/>	FRMB-129000 NEW	6/18	48,00 €			
				Black <input checked="" type="checkbox"/>	FRMN-129000 NEW					
220-240 V	IP54	120°		DOUBLE EMISSION	GLASS DIFFUSER	ALUMINUM	CCT	TRICOLOR		


OUTDOOR



Applique bidirezionale dal design moderno ed esclusivo. Produce un'illuminazione decorativa tramite effetto diffondente su parete.


Bidirectional wall lamp with a modern and exclusive design. Recommended for decorative lighting thanks to a diffusing effect on the wall.

INSTALLATION



INSTALLABILE A PARETE PER UN EFFETTO DI LUCE BIDIREZIONALE
WALL INSTALLATION FOR A BIDIRECTIONAL LIGHT EFFECT

TECHNICAL NOTES



REGOLAZIONE DEL COLORE LUCE TRAMITE SELETTORE SU PIASTRA INTERNA
COLOR TEMPERATURE ADJUSTMENT THROUGH SELECTOR ON INTERNAL PLATE

CHAPTER 7

SOLARI



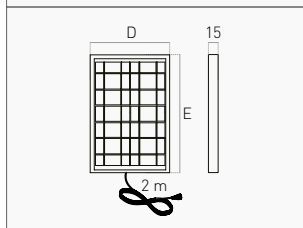
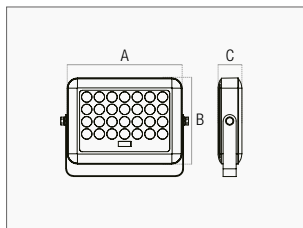
NEW

PROIETTORE SOLARE
PROMETEO

NEW
PROIETTORE SOLARE
PROMETEO



REPLACEABLE BATTERY



	A mm	B mm	C mm	D mm	E mm	g
5 W	180	126	35	200	210	460
10 W	243	172	39	210	340	850
20 W	243	172	39	300	390	1200
30 W	310	225	41	390	430	1680
40 W	310	225	41	390	560	1910

5 W	700 lm	LiFePO4 3,2 V 6.000 mAh	4000K	PROM-1001640 NEW	1/10	48,50 €
10 W	1.400 lm	LiFePO4 3,2 V 10.000 mAh	4000K	PROM-2002340 NEW	1/5	69,00 €
20 W	2.700 lm	LiFePO4 3,2 V 20.000 mAh	4000K	PROM-3002340 NEW	1/5	108,00 €
30 W	4.100 lm	LiFePO4 3,2 V 30.000 mAh	4000K	PROM-4002940 NEW	1/5	155,00 €
40 W	4.600 lm	LiFePO4 3,2 V 40.000 mAh	4000K	PROM-5002940 NEW	1/5	196,00 €

IP65
 IK03
 60°
 WORKING TIME ~6-12 h
 RECHARGE ~4-6 h
 LIGHT SENSOR
 MONOCRYSTALLINE
 DIMMABLE
 ABS



Proiettore solare con pannello fotovoltaico monocristallino e funzione crepuscolare. Corpo in plastica rigida anti-urto. Telecomando incluso.

Solar floodlight with monocrystalline photovoltaic panel and twilight function. Shockproof rigid plastic body. Remote control included.

INCLUDED

CAVO DI COLLEGAMENTO DA 2 METRI
2 METER CONNECTION CABLE



TELECOMANDO MULTIFUNZIONE PER ACCENSIONE E SPEGNIMENTO,
REGOLAZIONE INTENSITÀ LUMINOSA E IMPOSTAZIONE TIMER
REMOTE CONTROLLER FOR SWITCHING ON/OFF,
LIGHT DIMMING AND TIMER SETTING



OPTIONAL

RICAMBIO BATTERIA BATTERY REPLACEMENT



5 W	RBPR0M-100 NEW	11,00 €
10 W	RBPR0M-200 NEW	18,00 €
20 W	RBPR0M-300 NEW	35,00 €
30 W	RBPR0M-400 NEW	49,00 €
40 W	RBPR0M-500 NEW	69,00 €



NEW

PROIETTORE SOLARE
ENERGY

NEW
PROIETTORE SOLARE
ENERGY



REPLACEABLE BATTERY

	A mm	B mm	C mm	D mm	E mm	F mm	G g
10 W	154	120	31	186	205	24	315
30 W	201	164	49	240	354	17	696

10 W	1.500 lm	Li-Ion 3,7 V/DC 3.600 mAh	4000K	ERGY-1016040 NEW	1/12	67,00 €
30 W	4.800 lm	LiFePO4 6,4 V/DC 6.000 mAh	4000K	ERGY-3016040 NEW	1/8	144,00 €

IP65
 IK07
 60° x 120°
 ~6-18 h WORKING TIME
 ~6-8 h RECHARGE
 DIMMABLE
 STAINLESS STEEL
 ABS+PC
 ALUMINUM
 PIR SENSOR
 LIGHT SENSOR
 MONOCRYSTALLINE

OPERATING MODE



MODE 1 - SENSOR MODE

Al tramonto, ON al 100% al rilevamento del movimento, in modalità ridotta dopo 60 secondi.
At sunset, ON at 100% upon motion detection, low mode after 60 seconds.



MODE 2 - ALWAYS ON

Al tramonto, ON alla luminosità selezionata, dopo 3/5/8 ore o se la carica della batteria scende sotto il 30% passa alla modalità sensore.
At sunset, ON at the selected brightness, after 3/5/8 hours or if the battery charge drops below 30% it switches to sensor mode.



Proiettore solare compatto con pannello fotovoltaico monocristallino, sensore di rilevamento del movimento e funzione crepuscolare. Corpo in alluminio pressofuso e scocca in plastica anti-urto. Telecomando incluso.

Compact solar floodlight with monocrystalline photovoltaic panel, motion detection sensor and twilight function. Die-cast aluminum body and shockproof plastic shell. Remote control included.

INCLUDED

CAVO DI COLLEGAMENTO DA 5 METRI
5 METER CONNECTION CABLE



TELECOMANDO MULTIFUNZIONE PER ACCENSIONE E SPEGNIMENTO, REGOLAZIONE INTENSITÀ LUMINOSA E IMPOSTAZIONE TIMER
REMOTE CONTROLLER FOR SWITCHING ON/OFF, LIGHT DIMMING AND TIMER SETTING



OPTIONAL

RICAMBIO BATTERIA BATTERY REPLACEMENT



10 W	RBERGY-10 NEW	13,00 €
30 W	RBERGY-30 NEW	25,00 €



PROIETTORE SOLARE
SIRIO SOLAR

PROIETTORE SOLARE
SIRIO SOLAR



	A mm	B mm	C mm	D mm	g
2,5 W	177	122	180	220	873
5 W	222	160	235	350	1461
10 W	289	207	350	350	2308

BATTERY

2,5 W	400 lm	Li-Ion 3,7 V/DC 5.000 mAh	4000K	SRSOL-509040	1/10	74,50 €
5 W	800 lm	LiFePO4 3,2 V/DC 10.000 mAh	4000K	SRSOL-1009040	1/5	96,00 €
10 W	1.800 lm	LiFePO4 3,2 V/DC 20.000 mAh	4000K	SRSOL-2009040	1/5	132,00 €


IP65 IK08 90° WORKING TIME RECHARGE

ULTRASLIM STAINLESS STEEL DIE-CAST ALUMINUM
 LIGHT SENSOR MONOCRYSTALLINE DIMMABLE



Proiettore solare con pannello fotovoltaico monocristallino e funzione crepuscolare. Corpo in alluminio pressofuso e diffusore in ABS anti-urto. Telecomando incluso.

Solar floodlight with monocrystalline photovoltaic panel and twilight function. Die-cast aluminum body and shockproof plastic shell. Remote control included.



INCLUDED

CAVO DI COLLEGAMENTO DA 2 METRI
2 METER CONNECTION CABLE

TELECOMANDO MULTIFUNZIONE PER ACCENSIONE E SPEGNIMENTO,
REGOLAZIONE INTENSITÀ LUMINOSA E IMPOSTAZIONE TIMER
REMOTE CONTROLLER FOR SWITCHING ON/OFF,
LIGHT DIMMING AND TIMER SETTING





NOVITÀ ASSOLUTA

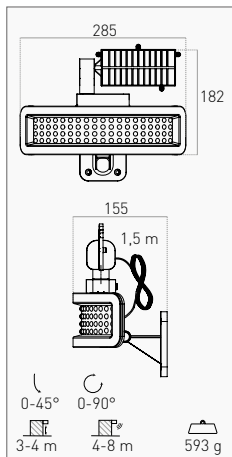
PROIETTORE SOLARE MOTORIZZATO

GIRASOLE

NOVITÀ ASSOLUTA

PROIETTORE SOLARE MOTORIZZATO

GIRASOLE



7 W	800 lm	Li-Ion 3,7 V/DC 3.600 mAh	4000K	GRS-072840 <small>NEW</small>	1/12	73,00 €
-----	--------	---------------------------	-------	--------------------------------------	------	---------

IP65
 90°
 WORKING TIME ~8-12 h
 RECHARGE ~6 h
 PIR SENSOR
 LIGHT SENSOR
 3 YEARS

SEPARABLE MONOCRYSTALLINE
 FOLLOW THE SUN

OPERATING MODE



MODE 1 - BATTERY > 30%
 Dopo il tramonto, ON automatico, 100% al passaggio, in modalità ridotta dopo 20 secondi
 Automatic ON at sunset, 100% at PIR detection, stand by mode after 20 seconds

MODE 1 - BATTERY < 30%
 Dopo il tramonto, ON automatico, 100% al passaggio, OFF dopo 20 secondi
 Automatic ON at sunset, 100% at PIR detection, OFF after 20 seconds

INSTALLATION



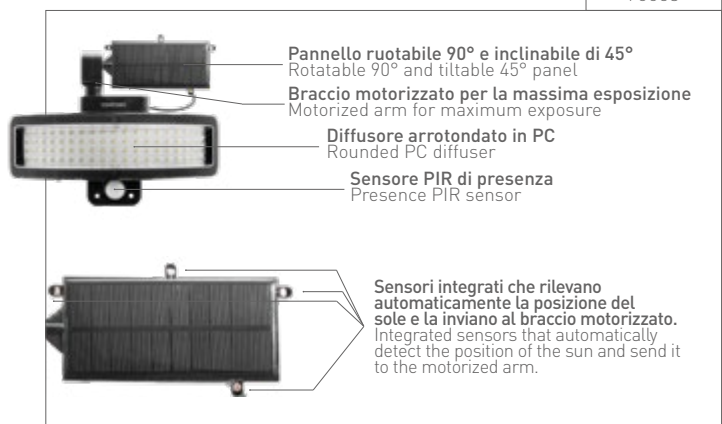
PANNELLO FOTOVOLTAICO SEPARABILE
 SEPARABLE PHOTOVOLTAIC PANEL

INCLUDED

CAVO DI COLLEGAMENTO DA 1,5 METRI
 1,5 METER CONNECTION CABLE



FOCUS



FOLLOW THE SUN



INNOVATIVO SISTEMA AUTOMATICO DI RILEVAMENTO DELLA LUCE NATURALE
 ROTAZIONE SU ASSE DI 90° - INCLINAZIONE 45°
 INNOVATIVE AUTOMATIC NATURAL LIGHT DETECTION SYSTEM
 90° ROTATION ON AXIS - 45° INCLINATION

Dotato di un innovativo sistema di rilevamento della luce naturale, il proiettore solare è in grado di orientare automaticamente il pannello fotovoltaico per massimizzare l'irraggiamento solare. Questa innovazione ha ridotto le dimensioni del pannello fotovoltaico per un miglior impatto estetico e permette di ottenere una resa energetica significativamente maggiore, aprendo nuove prospettive per l'utilizzo dell'energia solare in modo efficiente ed economico.

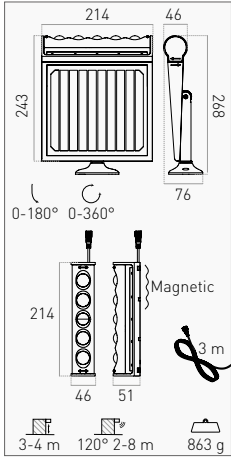
Equipped with an innovative natural light detection system, the solar floodlight is able to orient the photovoltaic panel automatically to maximize solar radiation. This innovation has reduced the size of the photovoltaic panel for a better aesthetic impact and allows to obtain a significantly higher energy yield, opening up new perspectives for the efficient and economic use of solar energy.

SOLARI



PROIETTORE SOLARE 7-IN-1
GENIUS

GENIUS



REPLACEABLE BATTERY

8 W	950 lm	Li-Ion 3,7 V/DC 4.000 mAh	4000K	GNS-081240	1/12	84,00 €
-----	--------	---------------------------	-------	-------------------	------	---------

IP65
 120°
 ~15 h
 ~6 h
 PIR SENSOR
 LIGHT SENSOR
 SEPARABLE MONOCRYSTALLINE
 7-in-1 MAGNETIC INSTALLATION

OPERATING MODE



MODE 1 - BATTERY > 30%
 Dopo il tramonto, ON automatico, 100% al passaggio, in modalità ridotta dopo 20 secondi
 Automatic ON at sunset, 100% at PIR detection, stand by mode after 20 seconds

MODE 1 - BATTERY < 30%
 Dopo il tramonto, ON automatico, 100% al passaggio, OFF dopo 20 secondi
 Automatic ON at sunset, 100% at PIR detection, OFF after 20 seconds



MODE 2
 ON at 100% al tramonto, in modalità ridotta dopo 5 ore
 ON at 100% at sunset, stand by mode after 5 hours

7-IN-1 INSTALLATION

A muro con pannello integrato Integrated wall mount	A muro con pannello separato Split wall mount	Su superficie Standable	Agganciato Hanging	Tramite magneti With magnets	Tramite adesivi Sticks-on	Portatile Portable

Proiettore solare per esterno con pannello fotovoltaico monocristallino separabile fino a 3 metri che permette di illuminare anche ambienti non assolati. Ideale per illuminazione generica delle aree esterne dove non è presente la rete elettrica nelle immediate vicinanze. Installazione estremamente versatile grazie alle sue 7 modalità di utilizzo.

Outdoor solar floodlight with monocrystalline photovoltaic panel that can be separated up to 3 meters allowing to illuminate even non-sunny environments. Ideal for generic lighting of outdoor areas where there is no electricity grid in the immediate vicinity. Extremely versatile installation thanks to its 7 modes of use.



FOCUS

Inclinazione su asse Tilt on axis	Rotazione su asse Rotation on axis	Luce orientabile Adjustable light

INCLUDED

CAVO DI COLLEGAMENTO DA 3 METRI
3 METER CONNECTION CABLE

OPTIONAL

RICAMBIO BATTERIA BATTERY REPLACEMENT

RBGNS	17,00 €
--------------	---------

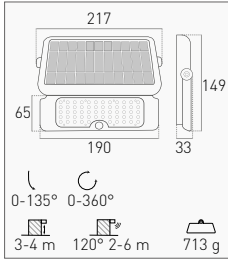


PROIETTORE SOLARE
DVERSO

PROIETTORE SOLARE DVERSO



5 W



TECHNICAL NOTES



STAFFA RUOTABILE 360° - PANNELLO INCLINABILE 135°
360° ROTATABLE BRACKET - 135° ADJUSTABLE PANEL

2-IN-1 INSTALLATION

INSTALLAZIONE A PARETE O SU SUPERFICIE PIANA
WALL OR FLAT SURFACE INSTALLATION

REPLACEABLE BATTERY

5 W	500 lm	Li-Ion 3,7 V/DC 3.000 mAh	4000K	DVS-059040	1/12	53,00 €	
IP65	90°	~12 h WORKING TIME	~6 h RECHARGE	PIR SENSOR	LIGHT SENSOR	MONOCRYSTALLINE	2-in-1 INSTALLATION

OPERATING MODE

MODE 1 - CONSTANT LIGHT MODE

ON finché la capacità della batteria non si riduce a zero. Una volta ricaricato torna automaticamente alla modalità sensore.
ON until the battery capacity drops to zero. Once recharged automatically return to sensor mode.

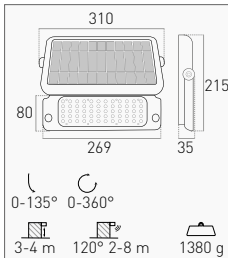
MODE 2 - SENSOR MODE: BATTERY > 30%

ON al 100% al rilevamento del movimento, in modalità ridotta dopo 20 secondi.
100% ON on motion detection, low mode after 20 seconds.

MODE 2 - SENSOR MODE: BATTERY < 30%

ON al 100% al rilevamento del movimento, OFF dopo 20 secondi.
100% ON upon motion detection, OFF after 20 seconds.

10 W



TECHNICAL NOTES



STAFFA RUOTABILE 360° - PANNELLO INCLINABILE 135°
360° ROTATABLE BRACKET - 135° ADJUSTABLE PANEL

2-IN-1 INSTALLATION

INSTALLAZIONE A MURO O A PALO TRAMITE STAFFA INCLUSA
WALL OR POLE INSTALLATION USING THE INCLUDED BRACKET

REPLACEABLE BATTERY

10 W	1.080 lm	Li-Ion 3,7 V/DC 7.200 mAh	4000K	DVS-109040	1/12	103,00 €	
IP65	90°	~20 h WORKING TIME	~6 h RECHARGE	PIR SENSOR	LIGHT SENSOR	MONOCRYSTALLINE	2-in-1 INSTALLATION Ø 40-60 mm POLE CONNECTION

OPERATING MODE

MODE 1 - CONSTANT LIGHT MODE

ON finché la capacità della batteria non si riduce a zero. Una volta ricaricato torna automaticamente alla modalità sensore.
ON until the battery capacity drops to zero. Once recharged automatically return to sensor mode.

MODE 2 - TWILIGHT MODE

Dopo il tramonto, ON automatico al 20% per 8 ore.
After sunset, ON automatic at 20% for 8 hours.

MODE 3 - SENSOR MODE: A

Dopo il tramonto, ON al 100% al rilevamento del movimento, in modalità ridotta dopo 20 secondi.
After sunset, 100% ON on motion detection, low mode after 20 seconds.

MODE 3 - SENSOR MODE: B

Dopo il tramonto, ON al 100% al rilevamento del movimento, OFF dopo 30 secondi.
After sunset, 100% ON on motion detection, OFF after 30 seconds.

Proiettore solare LED progettato per sfruttare al massimo l'energia del sole e generare una luce di alta qualità. Consente di annullare totalmente i costi energetici.

LED solar floodlight designed to get the maximum energy from the sun and produce high quality light. A good solution to save energy costs.



OPTIONAL

RICAMBIO BATTERIA BATTERY REPLACEMENT

5 W	RBDVS-05	11,00 €
10 W	RBDVS	27,50 €

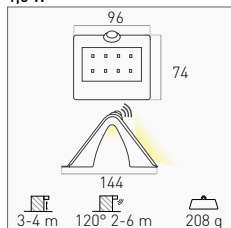


APPLIQUE SOLAIRE
ARCADIA

APPLIQUE SOLARE
ARCADIA



1,5 W



REPLACEABLE BATTERY

1,5 W 220 lm Li-Ion 3,7 V 1.200 mAh	White <input type="checkbox"/> 4000K	ACSB-151240	6/24	25,00 €
	Silver <input checked="" type="checkbox"/> 4000K	ACSS-151240		

IP65
 IK07
 120°
 WORKING TIME ~12-16 h
 RECHARGE ~4-6 h
 PIR SENSOR
 LIGHT SENSOR
 MONOCRYSTALLINE
 PBT

OPERATING MODE

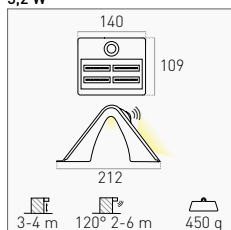
MODE 1

Dopo il tramonto, ON automatico, 100% al passaggio, stand by al 10% dopo 10 secondi in biemissione. Automatic ON at sunset, 100% at PIR detection, back to 10% after 10 seconds in double emission.

MODE 2

Dopo il tramonto, ON automatico, 100% al passaggio, stand by al 3% dopo 10 secondi in emissione posteriore. Automatic ON at sunset, 100% at PIR detection, back to 3% after 10 seconds only backlight.

3,2 W



REPLACEABLE BATTERY

3,2 W 400 lm Li-Ion 3,7 V 2.000 mAh	White <input type="checkbox"/> 4000K	ACSB-321240	1/12	50,00 €
	Silver <input checked="" type="checkbox"/> 4000K	ACSS-321240		

IP65
 IK07
 120°
 WORKING TIME ~12-16 h
 RECHARGE ~4-6 h
 PIR SENSOR
 LIGHT SENSOR
 MONOCRYSTALLINE
 PBT

OPERATING MODE

MODE 1 - SENSOR MODE: BATTERY > 30%

Al tramonto, ON al 10%, 100% al rilevamento del movimento, in modalità stand by al 10% dopo 20 secondi in biemissione. At sunset, ON at 10%, 100% upon motion detection, in stand-by mode at 10% after 20 seconds in double emission.

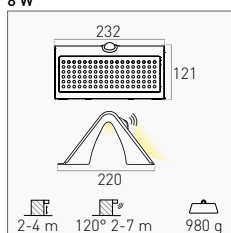
MODE 1 - SENSOR MODE: BATTERY < 30%

Al tramonto, ON al 10%, 100% al rilevamento del movimento, in modalità stand by al 10% dopo 20 secondi in emissione posteriore. At sunset, ON at 10%, 100% at motion detection, in stand by mode at 10% after 20 seconds in back emission.

MODE 2 - ALWAYS ON

Al tramonto, ON al 50%, dopo 5 ore o se la carica della batteria scende sotto il 30% passa alla modalità sensore. At sunset, ON at 50%, after 5 hours or if the battery charge drops below 30% it switches to sensor mode.

8 W



REPLACEABLE BATTERIES

8 W 850 lm 2 x Li-Ion 3,7 V 2.000 mAh	White <input type="checkbox"/> 4000K	ACSB-681240	1/12	86,50 €
---------------------------------------	--------------------------------------	--------------------	------	---------

IP65
 IK07
 120°
 WORKING TIME ~12-16 h
 RECHARGE ~4-6 h
 PIR SENSOR
 LIGHT SENSOR
 MONOCRYSTALLINE
 PBT

OPERATING MODE

OPTIONAL

RICAMBIO BATTERIA BATTERY REPLACEMENT

1,5 W	RBACS-15	4,50 €
3,2 W - 8 W	RBACS-3268	7,50 €

Applique solare, a doppia emissione, da esterno con pannello fotovoltaico. Ottima soluzione per giardini, viali, cortili; ideale per illuminazione generica delle aree esterne dove non è presente la rete elettrica nelle immediate vicinanze. Batterie sostituibili.

Solar applique, double emission, for outdoor use with photovoltaic panel. Excellent solution for gardens, avenues, courtyards; ideal for generic lighting of outdoor areas where there is no electricity grid in the immediate vicinity. Replaceable batteries.





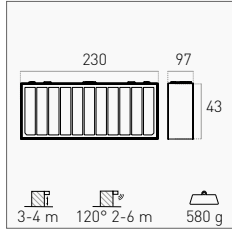
NEW

APPLIQUE SOLARE
DOMINO

NEW
APPLIQUE SOLARE
DOMINO



DOMINO



FOCUS



REPLACEABLE BATTERY

6 W 800 lm Li-Ion 3,7 V 4.000 mAh	White <input type="checkbox"/>	3000K	DOMBI-061230	1/12	50,50 €
		4000K	DOMBI-061240		
	Black <input checked="" type="checkbox"/>	3000K	DOMNE-061230		
		4000K	DOMNE-061240		

IP65
 IK07
 70° x 140°
 WORKING TIME ~15 h
 RECHARGE ~5-6 h
 PIR SENSOR
 LIGHT SENSOR
 MONOCRYSTALLINE
 ABS+PC

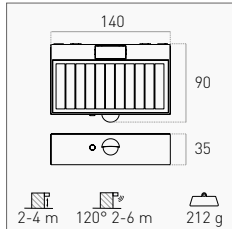
OPERATING MODE

MODE 1 - SENSOR MODE: BATTERY > 30%
 Al tramonto, ON al 10%, 100% al rilevamento del movimento, in modalità ridotta al 10% dopo 20 secondi.
 At sunset, ON at 10%, 100% at motion detection, in reduced mode at 10% after 20 seconds.

MODE 1 - SENSOR MODE: BATTERY < 30%
 Al tramonto, ON al 10%, 100% al rilevamento del movimento, OFF dopo 20 secondi.
 At sunset, ON at 10%, 100% at motion detection, OFF after 20 seconds.

MODE 2 - ALWAYS ON
 Al tramonto, ON al 50%, dopo 5 ore o se la carica della batteria scende sotto il 30% passa alla modalità sensore.
 At sunset, ON at 50%, after 5 hours or if the battery charge drops below 30% it switches to sensor mode.

DOMINO MINI



INSTALLATION



INSTALLAZIONE A PARETE PER UN EFFETTO DI LUCE BIDIREZIONALE
 WALL INSTALLATION FOR A BIDIRECTIONAL LIGHT EFFECT

Applique solare con pannello fotovoltaico, sensore crepuscolare e sensore PIR di movimento. Forma adatta ad installazioni pratiche e discrete. Doppia emissione luminosa per il modello 3 W, singola per il 6 W.

Solar wall light with photovoltaic panel, twilight sensor and PIR motion sensor. Nice shape for practical and discreet installations. Double light emission for the 3 W model, single for the 6 W.

BATTERY

3 W 350 lm Li-Ion 3,7 V 1.200 mAh	White <input type="checkbox"/>	3000K	DOMBI-031230 NEW	6/24	30,00 €
		4000K	DOMBI-031240 NEW		
	Black <input checked="" type="checkbox"/>	3000K	DOMNE-031230 NEW		
		4000K	DOMNE-031240 NEW		

IP65
 IK07
 70° x 120°
 WORKING TIME ~12-16 h
 RECHARGE ~4-6 h
 PIR SENSOR
 LIGHT SENSOR
 MONOCRYSTALLINE
 ABS+PC

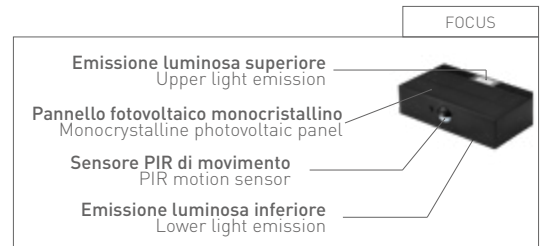
DOUBLE EMISSION

OPERATING MODE

SENSOR MODE: A
 Dopo il tramonto, ON automatico al 100% al rilevamento del movimento, in modalità ridotta dopo 10 secondi in biemissione.
 After sunset, ON automatic 100% upon detection of movement, in low mode after 10 seconds in biemission.

SENSOR MODE: B
 Dopo il tramonto, ON automatico al 100% al rilevamento del movimento, in modalità ridotta dopo 10 secondi in emissione superiore.
 After sunset, ON automatic 100% on motion detection, in low mode after 10 seconds in upper emission.

FOCUS



OPTIONAL

RICAMBIO BATTERIA BATTERY REPLACEMENT



6 W	RBDOM	8,50 €
-----	--------------	--------



NEW

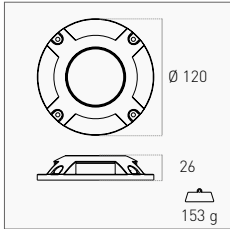
SEGNAPASSO SOLARE

STEP SOLAR

NEW

SEGNAPASSO SOLARE

STEP SOLAR



BATTERY

0,04 W	5 lm	Ni-MH 1,2 V/DC 600 mAh	3000K	STEPS-041230 NEW	6/48	16,50 €	
			4000K	STEPS-041240 NEW			
		~18-24 h	~6-8 h				
IP65	IK07	WORKING TIME	RECHARGE	DRIVEWAY	WALKABLE	LIGHT SENSOR	MONOCRYSTALLINE
						PC DIFFUSER	ALUMINUM



Segnapasso solare calpestabile e carrabile con solida struttura in alluminio che garantisce robustezza e resistenza nel tempo. Il diffusore opale in policarbonato offre una diffusione uniforme della luce, creando un'illuminazione omogenea e piacevole.

Walkable and driveway solar steplight with solid aluminum structure that guarantees sturdiness and resistance over time. The opal polycarbonate diffuser offers a uniform diffusion of light, creating a homogeneous and pleasant lighting.

SOLARI



NEW

SISTEMA MODULARE SOLARE

SUNNY

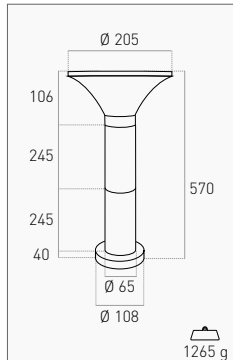
NEW
SISTEMA MODULARE SOLARE

SUNNY

TRICOLOR
3000K
4000K
6000K



KIT PALETTO



BATTERY

2 W 160 lm Li-Ion 4,2 V/DC 4.400 mAh 3000K - 4000K - 6000K **SUN-056000 NEW** 1/4 96,00 €

IP65 IK08 360°

LIGHT SENSOR MONOCRYSTALLINE PC DIFFUSER ALUMINUM CCT TRICOLOR

~10 h ~5-8 h

WORKING TIME RECHARGE

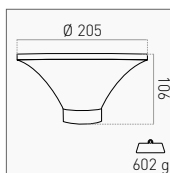
INCLUDED

SORGENTE LUMINOSA + 2 MODULI PALO + ANELLO FILETTATO DI FISSAGGIO
LIGHT SOURCE + 2 POLE MODULES + THREADED FIXING RING

TECHNICAL NOTES

NON È NECESSARIO SCAVARE TRACCE, PASSARE CAVI O REALIZZARE IMPIANTI ELETTRICI
IT IS NOT NECESSARY TO DIG TRACKS, RUN CABLES OR MAKE ELECTRICAL SYSTEMS

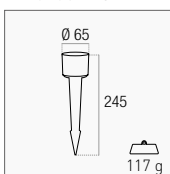
SORGENTE LUMINOSA LIGHT SOURCE



SUN-051100 NEW

1/6 72,00 €

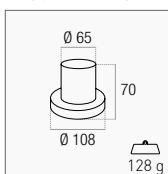
PICCHETTO PER TERRENO GROUND SPIKE



SUN-SPK NEW

1/50 11,00 €

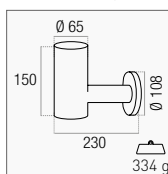
BASE PER SUPERFICIE SURFACE BASE



SUN-BASE NEW

1/50 11,00 €

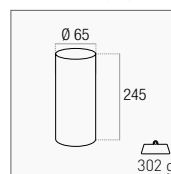
STAFFA DA PARETE WALL BRACKET



SUN-WALL NEW

1/10 23,00 €


MODULO PALO POLE MODULE



SUN-POLE25 NEW

1/50 17,00 €

3-IN-1 INSTALLATION



PALETTO, SEGNA PASSO O APPLIQUE
GARDEN STAKE, STEP MARKER OR APPLIQUE

Sistema modulare solare costruito interamente in alluminio e con diffusore in PC. Accensione automatica al tramonto. Diverse modalità di installazione grazie agli accessori in alluminio opzionali.

Solar modular system built entirely in aluminum and with PC diffuser. Automatic switch-on at sunset. Different ways of installation thanks to the aluminum optional accessories.



INSTALLATION



POSSIBILI COMBINAZIONI CON LA SORGENTE LUMINOSA
POSSIBLE COMBINATIONS WITH THE LIGHT SOURCE

TECHNICAL NOTES



REGOLAZIONE DELLA LUCE TRAMITE PULSANTE
COLOR TEMPERATURE ADJUSTMENT THROUGH BUTTON

NEW

LAMPIONE SOLARE ROTOSIMMETRICO

SUNNY XL



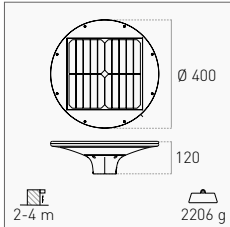
NEW

LAMPIONE SOLARE ROTOSIMMETRICO

SUNNY XL



REPLACEABLE BATTERY



15 W	2.000 lm	LiFePO4 6,4 V/DC 6.000 mAh	3000K	SUNXL-204030 <small>NEW</small>	1/1	178,00 €
			4000K	SUNXL-204040 <small>NEW</small>		
			~15 h	~4-6 h		
WORKING TIME RECHARGE			LIGHT SENSOR MONOCRYSTALLINE		PC DIFFUSER	ALUMINUM
						Ø 50-60 mm POLE CONNECTION


OPERATING MODE

Al tramonto, ON al 100% per le prime 3 ore, al 70% per le successive 2 ore, infine al 50% fino all'alba.
At sunset, ON at 100% for the first 3 hours, at 70% for the next 2 hours, then at 50% until sunrise.

Con il sistema di gestione intelligente, SUNNY XL regolerà la luminosità in base alla capacità dinamica della batteria.
Thanks to an intelligent management system, SUNNY XL dynamically adjusts the brightness according to the battery capacity.

TECHNICAL NOTES

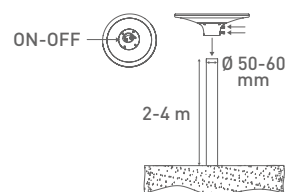
NON È NECESSARIO SCAVARE TRACCE, PASSARE CAVI O REALIZZARE IMPIANTI ELETTRICI
IT IS NOT NECESSARY TO DIG TRACKS, RUN CABLES OR MAKE ELECTRICAL SYSTEMS



Lampione solare rotosimmetrico ideale per l'illuminazione esterna. Dotato di sensore crepuscolare, gestione intelligente della batteria e diffusore in policarbonato, assicura un'illuminazione ottimale, efficiente ed ecologica.

Rotosymmetrical solar street light ideal for outdoor lighting. Equipped with a twilight sensor, intelligent battery management and polycarbonate diffuser, it ensures optimal, efficient and ecological lighting.

INSTALLATION



INSTALLABILE SU PALI DA Ø 50-60 MM PER UN'ILLUMINAZIONE EFFICIENTE ED ECOLOGICA
CAN BE INSTALLED ON Ø 50-60 MM POST FOR EFFICIENT AND ECOLOGICAL LIGHTING

OPTIONAL

RICAMBIO BATTERIA BATTERY REPLACEMENT

RBSUNXL-20 NEW 45,00 €

NEW

LAMPIONE SOLARE

LEVANTE



40 W



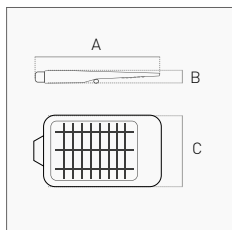
15 W

NEW
LAMPIONE SOLARE
LEVANTE



REPLACEABLE BATTERY WORKING TIME

15 W	1.600 lm	LiFePO4 7,4 V 5.400 mAh	~8 h	4000K	LVT-159540	1/10	118,00 €
40 W	4.800 lm	LiFePO4 9,6 V 12.000 mAh	~12-16 h	4000K	LVT-409540 NEW	1/8	360,00 €



	A mm	B mm	C mm
15 W	413	58	232
40 W	710	74	287
	m	120°-m	g
15 W	3-5	5-8	1660
40 W	3-7	8-12	5130

OPERATING MODE



MODE 1
ON automatico al tramonto in modalità ridotta di intensità, OFF all'alba
Automatic ON at sunset in low intensity mode, OFF at sunrise



MODE 2 - BATTERY > 30%
ON automatico al tramonto, 100% al passaggio, in modalità ridotta dopo 20 secondi
Automatic ON at sunset, 100% at PIR detection, to low intensity mode after 20 seconds

MODE 2 - BATTERY < 30%
ON automatico al tramonto, 100% al passaggio, in modalità ridotta dopo 20 secondi, OFF dopo 5 minuti
Automatic ON at sunset, 100% at PIR detection, in low intensity after 20 seconds, OFF after 5 minutes



Lampione solare progettato per sfruttare al massimo l'energia del sole e generare una luce di alta qualità. Palo non incluso. Batteria sostituibile, accensione switch power.

Solar street lamp designed to make the most of the sun's energy and generate high quality light. Pole not included. Replaceable battery, switch power ignition.

3-IN-1 INSTALLATION INCLUDED

STAFFA A U PER PALI DRITTI DA Ø40-60 MM
U-BRACKET FOR Ø40-60 MM STRAIGHT POLES

STAFFA CURVA PER PALI DA Ø40-50 MM
CURVED BRACKET FOR Ø40-50 MM POLES

STAFFA PER FISSAGGIO A MURO
WALL FIXING BRACKET

TELECOMANDO RF MULTIFUNZIONE (40 W)
MULTIFUNCTION RF REMOTE CONTROL (40 W)

OPTIONAL

RICAMBIO ATTACCO PALO SPARE POLE MOUNT

Ø 40-60 mm	ATPLVT	19,00 €
------------	---------------	---------

RICAMBIO BATTERIA BATTERY REPLACEMENT

15 W	RBLVT	43,00 €
40 W	RBLVT40 NEW	156,00 €

CHAPTER 8

PROIETTORI

FLOODLIGHTS



NEW

PROIETTORE
PORTEO

NEW
PROIETTORE
PORTEO

TRICOLOR
3000K
4000K
6500K



SOURCE OUTPUT

	A mm	B mm	g
20 W	162	145	510
30 W	162	145	510
40 W	227	205	900
50 W	227	205	900

20 W	2.710 lm	2.000 lm	3000K - 4000K - 6500K	White <input type="checkbox"/> -	PTOBI-209500	1/24	32,50 €
				Corten <input type="checkbox"/> -	PTOCO-209500		
				Black <input type="checkbox"/> -	PTONE-209500		
30 W	3.660 lm	3.000 lm	3000K - 4000K - 6500K	White <input type="checkbox"/> -	PTOBI-309500	1/24	39,50 €
				Corten <input type="checkbox"/> -	PTOCO-309500		
				Black <input type="checkbox"/> -	PTONE-309500	1/24	39,50 €
				Sensor	PTOCOS-309500 NEW		
40 W	5.080 lm	4.600 lm	3000K - 4000K - 6500K	White <input type="checkbox"/> -	PTOBI-409500	1/24	51,50 €
				Corten <input type="checkbox"/> -	PTOCO-409500		
				Black <input type="checkbox"/> -	PTONE-409500		
				Sensor	PTONES-409500 NEW	1/24	44,50 €
Sensor	PTONES-309500 NEW						
50 W	6.000 lm	5.000 lm	3000K - 4000K - 6500K	White <input type="checkbox"/> -	PTOBI-409500	1/24	57,50 €
				Corten <input type="checkbox"/> -	PTOCO-409500		
				Black <input type="checkbox"/> -	PTONE-409500		
Sensor	PTOCOS-509500 NEW	1/24	57,50 €				
Sensor	PTONES-509500 NEW						



TECHNICAL NOTES



REGOLAZIONE DEL COLORE LUCE TRAMITE SELETTORE
COLOR TEMPERATURE ADJUSTMENT THROUGH SELECTOR



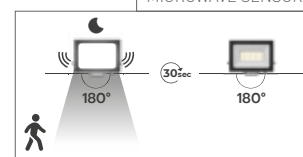
Proiettore LED in alluminio pressofuso in 3 finiture e 4 potenze. Schermo in vetro smerigliato e valvola anticondensa. Resistente ad acqua e polvere. Tramite il selettore è possibile selezionare il colore luce desiderato.

Die-cast aluminum LED floodlight in 3 finishes and 4 powers. Frosted glass screen and anti-condensation valve. Resistant to water and dust. Color temperature can be selected through the switch.

FOCUS



MICROWAVE SENSOR



NELLA VERSIONE CON SENSORE A MICROONDE INTEGRATO, IL PROIETTORE SI ACCENDE AUTOMATICAMENTE DOPO IL TRAMONTO SE RILEVA UN MOVIMENTO NEL RAGGIO DI 6 METRI E SI SPEGNE DOPO 30 SECONDI SE NON RILEVA NESSUN MOVIMENTO.
IN MICROWAVE BUILT-IN SENSOR VERSION, THE FLOODLIGHT TURNS ON AUTOMATICALLY AFTER SUNSET IF IT DETECTS MOVEMENT WITHIN 6 METERS AND TURNS OFF AFTER 30 SECONDS IF IT DOES NOT DETECT ANY MOVEMENT.



NEW
PROIETTORE
SMILE



Gamma da 10 a 200 W
Range from 10 to 200 W



Fino a 22.500 lumen
Up to 22,500 lumens



Versione Standard o RF Sensor
Standard or RF Sensor version



Protetto contro le intemperie
Protected against the weather

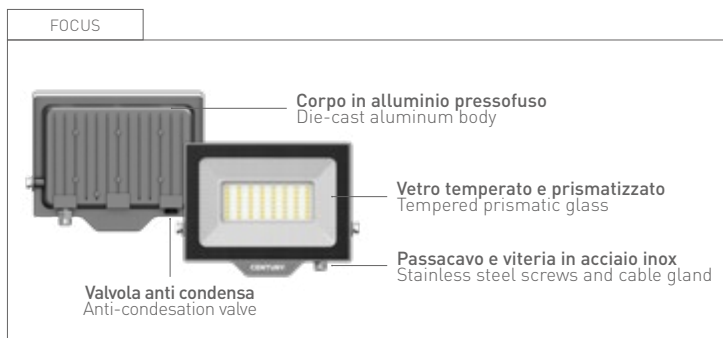
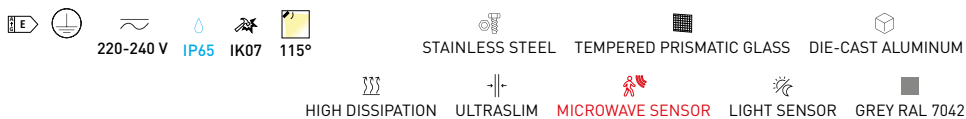
Disponibile nelle versioni / Available in versions
Standard • RF and Light Sensor

NEW
PROIETTORE
SMILE



	A mm	B mm	C mm	g
10 W	105	70	29	150
20 W	124	95	29	220
30 W	154	125	29	340
50 W	190	145	29	500
75 W	225	180	29	745
100 W	275	220	29	1040
150 W	400	295	32	1590
200 W	400	295	32	2130

OUTPUT						
10 W	1.000 lm	-	4000K	SML-109040 NEW	1/24	8,50 €
		Sensor	4000K	SMLS-109040 NEW	1/24	21,50 €
20 W	2.100 lm	-	4000K	SML-209040 NEW	1/24	13,00 €
		Sensor	4000K	SMLS-209040 NEW	1/24	26,50 €
30 W	3.350 lm	-	4000K	SML-309040 NEW	1/12	15,50 €
		Sensor	4000K	SMLS-309040 NEW	1/12	29,00 €
50 W	5.700 lm	-	4000K	SML-509040 NEW	1/6	21,50 €
		Sensor	4000K	SMLS-509040 NEW	1/6	36,00 €
75 W	8.500 lm	-	4000K	SML-759040 NEW	1/5	29,00 €
100 W	11.500 lm	-	4000K	SML-1009040 NEW	1/5	38,50 €
150 W	17.000 lm	-	4000K	SML-1509040 NEW	1/5	59,00 €
200 W	22.500 lm	-	4000K	SML-2009040 NEW	1/5	77,00 €



Vetro temperato con diffusore prismaticizzato, struttura in alluminio ad alta dissipazione.
Versione standard o con sensore.

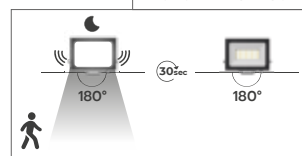
Tempered glass with prismatic diffuser, high dissipation aluminum structure.
Standard version or with sensor.

TECHNICAL NOTES



SMLS
SENSORE CREPUSCOLARE E DI PRESENZA RF INTEGRATO
INTEGRATED RF PRESENCE AND LIGHT SENSOR

MICROWAVE SENSOR



IL PROIETTORE SI ACCENDE AUTOMATICAMENTE DOPO IL TRAMONTO SE RILEVA UN MOVIMENTO NEL RAGGIO DI 6 METRI E SI SPEGNE DOPO 30 SECONDI SE NON RILEVA NESSUN MOVIMENTO.
THE FLOODLIGHT TURNS ON AUTOMATICALLY AFTER SUNSET IF IT DETECTS MOVEMENT WITHIN 6 METERS AND TURNS OFF AFTER 30 SECONDS IF IT DOES NOT DETECT ANY MOVEMENT.



PROIETTORE
SIRIO BT

PROIETTORE
SIRIO BT



	A mm	B mm	C mm	g
20 W	120	115	24	250
30 W	155	125	24	350
50 W	200	165	33	600

OUTPUT							
20 W	1.750 lm	Black ■	4000K ■	SRSBT-203640	1/20	29,00 €	
30 W	2.540 lm	Black ■	4000K ■	SRSBT-303640	1/20	38,50 €	
50 W	4.400 lm	Black ■	4000K ■	SRSBT-503640	1/20	69,50 €	

S.E.L.V.

FOCUS

- Struttura ad elevata dissipazione del calore
High heat dissipation structure
- Piastra in alluminio pressofuso
Die-cast aluminum plate
- Cavo in gomma 3x1.0 mm² resistente ai raggi UV e alle basse temperature
Rubber cable 3x1.0 mm² resistant to UV rays and low temperatures
- Valvola di sfiato anticondensa
Anti-condensation relief valve

PROIETTORI



Corpo in alluminio pressofuso, diffusore in vetro antiabbaglio, piastra in puro alluminio ad alto potere dissipante. Non adatto ad essere alimentato dalla convenzionale corrente 220-240 V/AC.

Body in die-cast aluminum, diffuser in anti-glare glass, plate in pure aluminum with high dissipating power. Not suitable to be powered by conventional 220-240 V/AC current.

TECHNICAL NOTES

S.E.L.V. (SAFETY EXTRA LOW VOLTAGE)



NO 230 V/AC

IDEALE IN SISTEMI DI VIDEOSORVEGLIANZA E SICUREZZA CON PANNELLI FOTOVOLTAICI, SU IMBARCAZIONI, CAMPER, MEZZI DA CANTIERE E DI SOCCORSO.
SUITABLE FOR VIDEO SURVEILLANCE AND SECURITY SYSTEMS WITH PHOTOVOLTAIC PANELS, ON BOATS, CAMPER, CONSTRUCTION AND RESCUE VEHICLES.



PROIETTORE
RAINBOW

PROIETTORE
RAINBOW



	A mm	B mm	C mm	g
10 W	104	27	125	210
50 W	200	36	237	880

10 W	RGB	RBW-109510	1/16	32,50 €
50 W	RGB	RBW-509510	1/12	65,00 €



INCLUDED



TELECOMANDO RF 2.4 GHZ
2.4 GHZ RF REMOTE CONTROL

MODE

COLORE SINGOLO SINGLE COLOR

VELOCE JUMP

DISSOLVENZA SHADE

INSTALLATION



Proiettore RGB ideale per la creazione di scenari unici. Tramite il telecomando in dotazione è possibile selezionare facilmente il colore o il gioco di luce desiderato. Corpo in alluminio ad alta dissipazione.

RGB floodlight suitable for unique scenarios. Easy selection of colors or light effects by included remote control. High dissipation aluminum body.



IDEALE PER TERRAZZE, PORTICI, NEGOZI, CENTRI COMMERCIALI, GIARDINI PUBBLICI E CAPANNONI INDUSTRIALI
IDEAL FOR TERRACES, PORCHES, SHOPS, SHOPPING CENTRES, PUBLIC GARDENS AND INDUSTRIAL BUILDINGS

CHAPTER 9

WORK



PROIETTORE RICARICABILE **JOLLY**



100% - 50% - 25% - SOS
4 modalità di utilizzo
4 operating modes



Pratica impugnatura
Handy grip



Ricaricabile
Rechargeable



Pulsante multifunzione
Multifunction button



Indicatore stato batteria
Battery status indicator

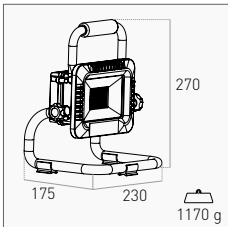


Funzione Powerbank
Powerbank function

Disponibile nelle versioni / Available in versions
30 W - 50 W

PROIETTORE RICARICABILE

JOLLY



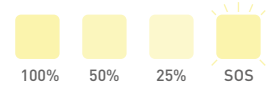
RECHARGEABLE BATTERY

30 W	2.550 lm	Li-Ion 3,7 V/DC 8.800 mAh	4000K	JL-308540	1/8	89,00 €
50 W	4.250 lm	Li-Ion 11,1 V/DC 4.400 mAh	4000K	JL-508540	1/8	141,50 €

IP54 120° ~12 h ~6 h
WORKING TIME RECHARGE

POWERBANK RECHARGEABLE 4 MODES

OPERATING MODE



INCLUDED


30 W
ADATTATORE DA PARETE E CAVO MICRO USB
WALL ADAPTER AND MICRO USB CABLE

50 W
ALIMENTATORE DOMESTICO 230 V/AC
230 V / AC DOMESTIC POWER SUPPLY

Faro LED ricaricabile ad alta potenza. 4 modalità di funzionamento. Autonomia fino a 12h. Controllo livello batteria tramite LED sul retro.

High power rechargeable LED floodlight. 4 operating modes. Working time up to 12h. LED battery level control on the back.

FOCUS



NEW

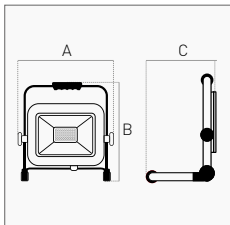
PROIETTORE DA LAVORO

REWORK

IP65

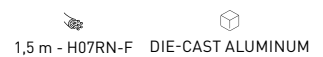


PROIETTORE CON MANICO FLOODLIGHT WITH HANDLE



	A mm	B mm	C mm	g
30 W	250	250	180	1300
50 W	292	280	180	1556
70 W	340	370	190	2108
100 W	400	430	250	2960
150 W	400	430	250	3080
200 W	445	475	250	4168

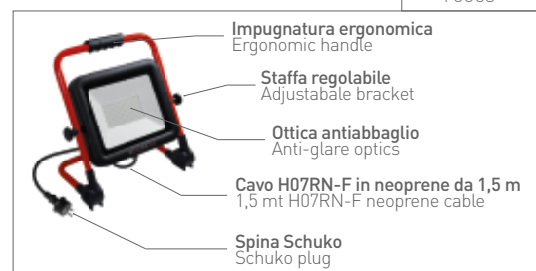
30 W	2.530 lm	4000K	█	RW-308540	1/4	44,00 €
50 W	4.425 lm	4000K	█	RW-508540	1/4	55,00 €
70 W	5.990 lm	4000K	█	RW-708540	1/4	69,00 €
100 W	8.350 lm	4000K	█	RW-1008540	1/4	89,00 €
150 W	12.800 lm	4000K	█	RW-1508540 NEW	1/4	108,00 €
200 W	17.000 lm	4000K	█	RW-2008540 NEW	1/4	145,00 €



Proiettore portatile alimentato da rete elettrica. Base in metallo e corpo in alluminio pressofuso con vernice epossidica.

Mains powered portable floodlight. Metal base and die-cast aluminum body with epoxy paint.

FOCUS

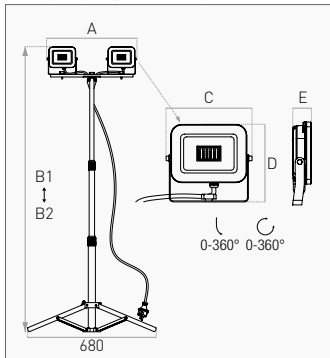


2 PROIETTORI CON TREPPEDI

REWORK



2 PROIETTORI CON TREPPEDI
2 FLOODLIGHTS WITH TRIPOD



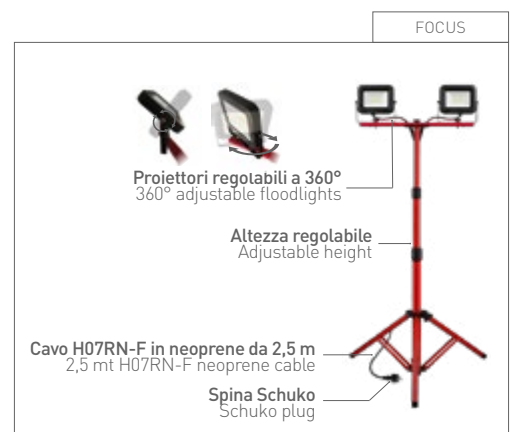
	A mm	B1-B2 mm	g mm	C mm	D mm	E mm	g
2x30W	527	770-1600	3560	176	159	33	580
2x50W	568	810-1640	4240	218	203	35	920

	SOURCE		OUTPUT				
2 x 30 W	2 x 3.050 lm	2 x 2.530 lm	4000K		RWT2-608540	1/2	89,00 €
2 x 50 W	2 x 5.200 lm	2 x 4.425 lm	4000K		RWT2-1008540	1/2	113,00 €



Treppiedi in metallo con 2 proiettori in alluminio. Altezza regolabile. Proiettori ruotabili 360°.

Metal tripod with 2 aluminum floodlights. Adjustable height. 360° rotatable floodlights.



WORK

THE CABLE
REWORK

VS

THE BATTERY
JOLLY



LUMEN
POTENZA
PORTABILITÀ
AUTONOMIA



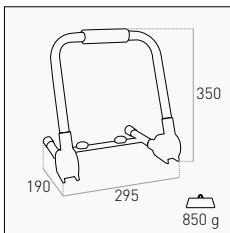
LUMEN
POTENZA
PORTABILITÀ
AUTONOMIA

FLOODLIGHT SUPPORTS

SUPPORTI PER PROIETTORI



STAND



STAND50	1/5	26,50 €
----------------	-----	---------

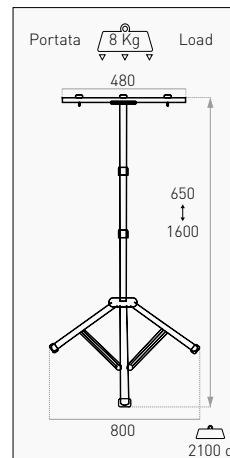


METAL

Supporto da terra orientabile.
Struttura in metallo con impugnatura ergonomica.
Installazione facile e veloce.

Adjustable ground support. Metal structure with ergonomic handle.
Quick and easy installation.

TREPPIEDI TRIPOD



TRIPOD160	1/6	36,00 €
------------------	-----	---------



ADJUSTABLE METAL

Treppiedi in metallo ad elevata stabilità. Predisposto per 2 faretti.

High stability metal tripod. Prepared for 2 spotlights.

WORK


CEMENTURX[®]

CHAPTER 10

GO SMART



La domotica senza costi!
Domotic without costs!



Guarda il video dimostrativo
Watch the demonstrative video





Milioni di colori

Il colore è emozione, energia, stato d'animo. Crea la giusta atmosfera per ogni occasione grazie alle infinite possibilità di scelta.

Millions of colors

Color is emotion, energy, mood. Create the right atmosphere for any occasion thanks to the endless possibilities of choice.



Controllo vocale

Puoi usare la tua voce per chiedere agli assistenti virtuali Alexa o Google Assistant di accendere la luce, regolare il colore e la luminosità.

Voice control

You can use your voice to ask virtual assistants Alexa or Google Assistant to turn on the light, adjust color and brightness.



Bianco puro, alta luminosità

Quando c'è bisogno di luce scegli il bianco. Imposta un bianco freddo per leggere o studiare e un bianco caldo per le attività meno impegnative.

Pure white, high brightness

When there is a need for light, choose white. Set cool white when reading or studying and warm white for less demanding activities.



Crea i tuoi gruppi

Raggruppa i tuoi dispositivi GO SMART per un controllo sincronizzato. Tutta la luce della tua casa sarà nel palmo di una mano!

Create your groups

Group your GO SMART devices together for synchronized control. All the light in your home will be in the palm of your hand!



Dimmerabile

Regola la luminosità in base alle tue esigenze: la casa è un luogo dinamico e la luce sa adattarsi benissimo.

Dimmable

Adjust the brightness according to your needs: your home is a dynamic place and the light adapts perfectly.



Ovunque sei

Puoi controllare e regolare la luce sia in casa che fuori. Non è necessario alcun dispositivo di rete aggiuntivo basta solo uno smartphone.

Wherever you are

You can control and adjust your light both indoors and out. It is not needed no hub are enough just a smartphone.



Timer ON / OFF

Adatta la luce alla tua routine. Puoi programmare l'accensione insieme alla sveglia oppure lo spegnimento notturno nella stanza dei bambini.

Timer ON / OFF

Adapt your light to your routine. You can program it to switch on together with your alarm clock or switch it off at night in the children's room.



GO SMART




Powered by



1. Scarica e installa l'App

Cerca l'App "Tuya Smart" su Apple Store o Google Play Store per scaricare ed installare l'applicazione.

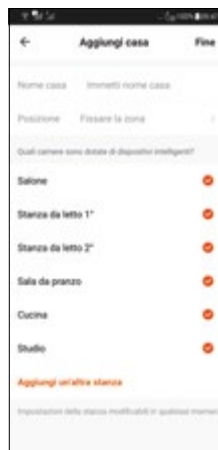


2. Registrati ed esegui il login

Apri l'app Tuya e registrati attraverso il tuo numero di telefono o tramite email. Una volta effettuato l'accesso procedi alla creazione di una nuova Casa.

1. Download App

Search for "Tuya Smart" App on Apple Store or Google Play Store to download and install the application.



2. Register and log in

Open Tuya app and register with your phone number or by email. Proceed to create a new Home.

3. Aggiungi il dispositivo

Per aggiungere un dispositivo, assicurarsi che sia nello stato di connessione (la lampada lampeggia velocemente). A questo punto la lampada inizia a lampeggiare ed è pronta per la connessione.

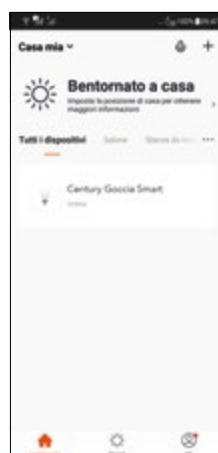
Cliccare su "+" in alto a destra nella sezione "La mia casa" di Tuya Smart e scegli "Fonte di luce (Wi-Fi)" dal menù "Illuminazione", inserisci la password del Wi-Fi quindi per completare attendi il collegamento.



3. Add the device

To add a device, make sure it is in the connected state (the lamp blinks fast). At this point the lamp starts flashing and is ready for connection.

Click on "+" at the top right of the "My home" section of Tuya Smart and choose "Light source (Wi-Fi)" from the "Lighting" menu, enter the Wi-Fi password and then wait for the connection to complete.



4. Controlla il dispositivo

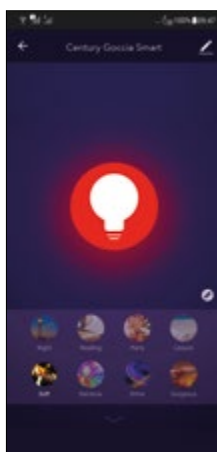
Una volta che il dispositivo è stato configurato con successo, il suo nome comparirà in lista nella schermata "La mia casa".

Premi su di esso per entrare nella schermata di controllo e premi al centro per accenderlo.

Divertiti a scoprire tutte le modalità della lampadina Smart.

Scegli una luce ideale per leggere, una per rilassarti oppure scopri le modalità per selezionare il colore della luce.

Pianifica l'accensione affinché la lampadina si accenda quando non sei in casa, oppure per svegliarti al mattino.



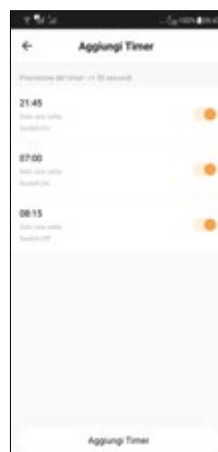
4. Control the device

Once the device has been successfully configured, its name will appear in the list on the screen "My home".

Press on it to enter its control screen and press the center to turn it on.

Have fun discovering all modes of Smart bulb.

Choose between an ideal light for reading, one for relaxing or discover the rotating modes of the light color. Schedule the ignition so that the light bulb turns on when you are not at home or to wake up in the morning.



Per l'integrazione con gli assistenti vocali Amazon Alexa e Google Assistant, la creazione di scenari o la condivisione di un dispositivo consultare il manuale di istruzioni del prodotto.
For integration with Amazon Alexa and Google Assistant voice assistants, creating scenarios or sharing a device, consult the product instruction manual.

GO SMART
LAMPADE SMART



GOCCIA RGB+CCT

E27	14 W = 100 W	1.400 lm	RGB + 3000K - 6500K	G3SMA-142700	10/50	21,50 €
-----	--------------	----------	---------------------	---------------------	-------	---------



Ø 65 x 134 - 60 g



GOCCIA CCT

E27	7 W = 60 W	806 lm	2700K - 6500K	ING3SMA-072700	10/50	16,50 €
-----	------------	--------	---------------	-----------------------	-------	---------

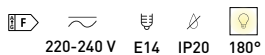


Ø 65 x 105 - 55 g



SFERA RGB + CCT

E14	5,5 W = 40 W	470 lm	RGB + 3000K - 6500K	HIGSMA-061400	10/50	14,50 €
-----	--------------	--------	---------------------	----------------------	-------	---------

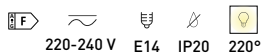


Ø 47 x 88 - 24 g



CANDELA RGB + CCT

E14	5,5 W = 40 W	470 lm	RGB + 2700K - 6500K	M1SMA-061400	10/50	14,50 €
-----	--------------	--------	---------------------	---------------------	-------	---------



Ø 37 x 106 - 25 g



SPOT RGB + CCT

GU10	5,5 W = 40 W	400 lm	∠ 120°	RGB + 2700K - 6500K	GUSMA120-061000	10/50	14,50 €
		345 lm	∠ 38°	RGB + 2700K - 6500K	GUSMA38-061000		



Ø 50 x 56 - 27 g



Powered by **tuya**

Controllo remoto
Remote control

- Timer ON / OFF
- Controllo funzioni di gruppo
Group function control
- Regolazione dei colori e del bianco
Adjusting colors and white
- Regolazione della luminosità
Brightness adjustment

Puoi controllarle con la tua voce!
You can control them with your voice!



works with **amazon alexa**

works with the **Google Assistant**



Guarda il video dimostrativo
Watch the demonstrative video

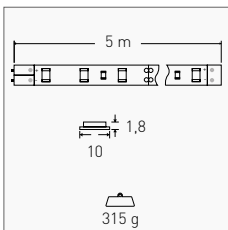
GO SMART

ACCÈNTO SMART

STRIP LED RGB+W



WiFi



WHITE

24 W (4,8 W/m)	1.650 lm (330 lm/m)	RGB + 4000K	ACRSMA-484800	10/20	72,00 €
220-240 V	IP20	INDOOR	120° METERS	48 LED/m	DIMMABLE
				RGB+W	WIFI SMART



- Timer ON / OFF
- Controllo funzioni di gruppo
Group function control
- Regolazione dei colori e del bianco
Adjusting colors and white
- Regolazione della luminosità
Brightness adjustment

Puoi controllarla con la tua voce!
You can control it with your voice!



amazon alexa



works with the
Google Assistant

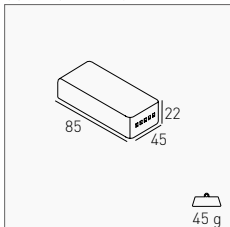
GO SMART

ACCÈNTO SMART

CONTROLLER RGB+W



CONTROLLER RGB+W WI-FI



IN / OUT

CARICO MASSIMO / MAXIMUM LOAD

12 - 24 V/DC

5 A x 4 Channel = 20 A / Max 120 W

CTLSMA-ACRGBW

10/180

32,50 €

IP20

RGB+W



Powered by



Controllo remoto
Remote control



Timer ON / OFF



Controllo funzioni di gruppo
Group function control




Regolazione dei colori e del bianco
Adjusting colors and white



Regolazione della luminosità
Brightness adjustment

Puoi controllarlo con la tua voce!
You can control it with your voice!



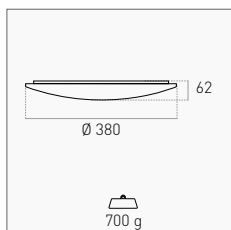
TECHNICAL NOTES

RENDE SMART LE STRIP LED RGB+W TRADIZIONALI
MAKES TRADITIONAL RGB+W STRIPS SMART



COMPATIBILE CON COMPATIBLE WITH
ACRGBW-956030 - ACRGBW-956040 - ACRGBW-196010

GO SMART
BLANCA SMART



24 W	1.800 lm	3000K - 6500K	BCSMA-243800	1/10	62,50 €
------	----------	---------------	---------------------	------	---------





Powered by **tuya**

Controllo remoto
Remote control

- Timer ON / OFF
- Controllo funzioni di gruppo
Group function control
- Regolazione dei colori e del bianco
Adjusting colors and white
- Regolazione della luminosità
Brightness adjustment
- Nessun hub richiesto
No hub required

Puoi controllarla con la tua voce!
You can control it with your voice!



works with
amazon alexa



works with the
Google Assistant



Guarda il video dimostrativo
Watch the demonstrative video

GO SMART
SPOTFIVE SMART




RGB + CCT

CCT

RGB + CCT

	A mm	B mm	mm	g
12 W	Ø150	46	Ø125	200
18 W	Ø176	55	Ø150	356

12 W	750 lm	RGB + 2700K - 6500K	SPFRSMA-121400	10/20	60,00 €
18 W	1.170 lm	RGB + 3000K - 6500K	SPFRSMA-181900	10/20	77,00 €



CCT


	mm	mm	g
Ø190	80	Ø150	310 g

18 W	1.800 lm	3000K - 6500K	SPFSMA-181900	10/20	55,00 €
24 W	2.400 lm	3000K - 6500K	SPFSMA-241900	10/20	60,00 €



- Timer ON / OFF
- Controllo funzioni di gruppo
Group function control
- Regolazione dei colori e del bianco
Adjusting colors and white
- Regolazione della luminosità
Brightness adjustment
- Nessun hub richiesto
No hub required

Puoi controllarli con la tua voce!
You can control them with your voice!



Guarda il video dimostrativo
Watch the demonstrative video

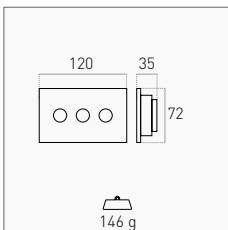
GO SMART
INTERRUTTORE SMART



1 PULSANTE BUTTONS

2 PULSANTI BUTTONS

3 PULSANTI BUTTONS



	1 Pulsante Touch Touch Button	SWSMA-1	1/4	50,50 €
	2 Pulsanti Touch Touch Button	SWSMA-2	1/4	54,00 €
	3 Pulsanti Touch Touch Buttons	SWSMA-3	1/4	62,50 €
	5A IP20 MAX	2,4 GHz IEEE 802.11 b/g/n WI-FI	TOUCH WIFI 	



Powered by



Controllo remoto
Remote control

- Timer ON / OFF
- Controllo funzioni di gruppo
Group function control
- Countdown
- Nessun hub richiesto
No hub required

TECHNICAL NOTES

PER SCATOLE 503
FOR 503 BOX



INTERRUTTORI SMART CONTROLLABILI DA REMOTO
SMART WIFI SWITCHES WITH REMOTE CONTROL



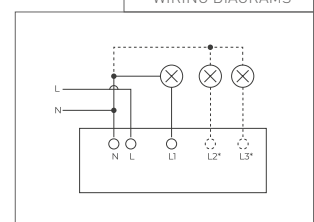
Puoi controllarli con la tua voce!
You can control them with your voice!



amazon alexa

works with the
Google Assistant

WIRING DIAGRAMS



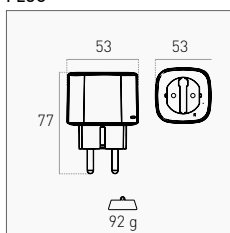



PLUG



SWITCH

PLUG



Schuko (EU)	MAX 3.680 W	220-240 V/AC Max 16 A	SCKSMA	25/50 	31,00 €
-------------	-------------	-----------------------	---------------	---	---------

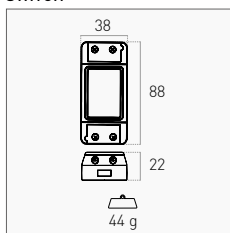
IP20




TECHNICAL NOTES

PRESA INTELLIGENTE CON ATTACCO SCHUKO
SMART PLUG WITH SCHUKO SOCKET

SWITCH



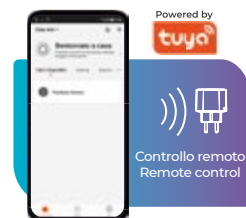
Cavo Cable	MAX 3.680 W	90-50 V/AC Max 16 A	CTLSMA	9/90 	21,50 €
------------	-------------	---------------------	---------------	--	---------





IP20



TECHNICAL NOTES

INTERRUTTORE INTELLIGENTE CON COLLEGAMENTO INFRACAVO
SMART SWITCH WITH IN-LINE CONNECTION



-  Timer ON / OFF
-  Controllo funzioni di gruppo
Group function control
-  Countdown
-  Nessun hub richiesto
No hub required

Puoi controllarli con la tua voce!
You can control them with your voice!



Guarda il video dimostrativo
Watch the demonstrative video

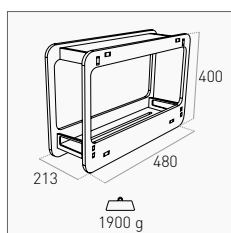
CHAPTER 11

VERSATILI

BIOGIARDINO
GIARDINETTO



LA SOLUZIONE PER COLTIVARE LE TUE PIANTE ALL'INTERNO, IN QUALSIASI MOMENTO DELL'ANNO.
 INDOOR SOLUTION FOR PLANTS GROWING ALL YEAR LONG.



14 W	4000K	GRD-144840	1/10	69,50 €
220-240 V	IP20		16h ON	8h OFF
			AUTOMATIC	

INCLUDED



PRESA 220 V/AC CON INTERRUTTORE
 220 V/AC SOCKET WITH SWITCH

FLOOR DISPLAY



KIT-EX-2RIP-GRD 1/1

TECHNICAL NOTES

FACILE DA ASSEMBLARE
 EASY TO ASSEMBLE

LED = BASSI CONSUMI ENERGETICI
 LED = LOW ENERGY CONSUMPTION

IDEALE PER FIORI, ERBE AROMATICHE ED ORTAGGI
 IDEAL FOR FLOWERS, AROMATIC HERBS AND VEGETABLES



STIMOLA LA FOTOSINTESI DELLE PIANTE
 PLANT PHOTOSYNTHESIS BOOST

1.573 MMOL/J

PROIETTORI PORTATILI

WORK



175 x 32 mm - 316 g

MINI WORK		100 % 50 %					
10 W	700 lm (100%) - 350 lm (50%)	6 x 1,5 V AAA	4000K	MW-108040	1/20	28,00 €	
IP44	~10 h (6 BATT.) WORKING TIME 100%	~20 h (3 BATT.) WORKING TIME 50%	90°		NOT INCLUDED	ABS	



60 x 96 x 36 mm - 80 g

FUNNY							
2 W	110 lm	3 x 1,5 V AAA	4000K	FNY-020040	12/48	8,50 €	
IP44	~10 h WORKING TIME	110°		NOT INCLUDED	MAGNETIC	ABS	

INCLUDED



GANCIO ORIENTABILE, DOPPIO SPOT LUCE E MAGNETE
SWIVEL HOOK, DOUBLE LIGHT SPOT AND MAGNET



15 x 160 x 32 mm - 32 g

PENNY							
3 W	200 lm	3 x 1,5 V AAA	4000K	PNY-030040	12/48	8,50 €	
IP44	~10 h WORKING TIME	120°		NOT INCLUDED	ABS		

INCLUDED

GANCIO ORIENTABILE SWIVEL HOOK



56 x 214 x 47 mm - 160 g

SALLY							
3 W	130 lm	3 x 1,5 V AAA	4000K	SLY-030040	12/48	15,00 €	
IP44	~10 h WORKING TIME	120°		NOT INCLUDED	MAGNETIC	ABS	

INCLUDED



GANCIO ORIENTABILE, DOPPIO SPOT LUCE E DOPPIO MAGNETE
SWIVEL HOOK, DOUBLE LIGHT SPOT AND DOUBLE MAGNET

E' possibile collocarli ovunque perché non necessitano di rete elettrica. Funzionano con batterie AAA (non incluse).

Placeable everywhere: no electrical network required. Workable with AAA batteries (not included).

MINI LAMPADE
VERSATILI



52 x 113 x 58 mm - 47 g



MOUSE

0,6 W	50 lm	4000K	MS-066040	10/50	6,50 €
220-240 V	IP20	120°		LIGHT SENSOR	AUTOMATIC



66 x 100 x 73 mm - 42 g



TOMMY

0,6 W	30 lm	4000K	TMY-062540	10/50	6,50 €
220-240 V	IP20	120°		LIGHT SENSOR	AUTOMATIC



114 x 76 x 20 mm - 70 g



ITALO

3 W	200 lm	4 x 1,5 V AAA	4000K	ITO-030040	12/24	8,50 €
IP20	~10 h WORKING TIME	120°		NOT INCLUDED	MAGNETIC	

INCLUDED



ADESIVO 3M E MAGNETE
3M ADHESIVE AND MAGNET

Lampade versatili, compatte e dall'elevata praticità, creano una buona illuminazione generale, ideali per cabine armadio, pensili, ripostigli e dispense.

Versatile, compact and highly practical lamps, they create good general lighting, ideal for walk-in closets, wall units, closets and pantries.

MINI LAMPADE
VERSATILI



81 x 78 x 20 mm - 115 g



NEMO							
3 W	120 lm	4 x 1,5 V AAA	4000K	NE-030040	12/24	11,00 €	
		~10 h					
IP20	WORKING TIME	120°			NOT INCLUDED	MAGNETIC	
<input type="checkbox"/> INCLUDED							
MAGNETE MAGNET							



220 x 56 x 31 mm - 197 g

90° - 3 m



SOLIDEA							
0,4 W	40 lm	3 x 1,5 V AAA	4000K	SLDS-042240	6/24	15,50 €	
		~10 h					
IP20	WORKING TIME	120°	PIR SENSOR		25 sec AUTOMATIC OFF	NOT INCLUDED	
<input type="checkbox"/> TECHNICAL NOTES							
SELETTORE MODALITÀ MODE SELECTOR							
SENSOR OFF ALWAYS ON							

Lampade versatili, compatte e dall'elevata praticità, creano una buona illuminazione generale, ideali per cabine armadio, pensili, ripostigli e dispense.

Versatile, compact and highly practical lamps, they create good general lighting, ideal for walk-in closets, wall units, closets and pantries.

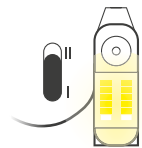
LAMPADE PORTATILI
COMODA



105 x 157 x 50 mm - 166 g

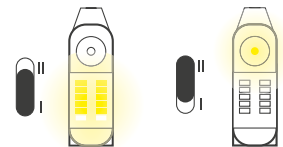
EMERGENCY									
6 W	200 lm	Li-Ion 3,7 V/DC	1.500 mAh	6500K	CMDEM-060065	10/40		15,50 €	
IP20	~4-6 h	~3 h		EMERGENCY	POWERBANK	RECHARGEABLE	NOT INCLUDED	ABS	

EMERGENCY MODE



CON INTERRUTTORE IMPOSTATO SU I, MENTRE È IN CARICA, LA TORCIA RESTA SPENTA PER ACCENDERSI IN CASO DI BLACKOUT.
WITH THE SWITCH SET TO I, WHILE IT IS CHARGING, THE FLASHLIGHT REMAINS OFF AND THEN TURNS ON IN CASE OF A BLACKOUT.

OPERATING MODE



DOPPIA MODALITÀ LUMINOSA
DOUBLE LIGHT MODE

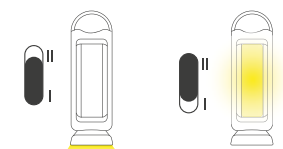


Pannello fotovoltaico
Photovoltaic panel

Ø51 x 174 x 47 mm - 166 g

SOLAR									
5 W		Lead 4 V/DC	1.000 mAh	6500K	CMDSOL-050065	10/40		13,00 €	
IP20	~4-6 h	~3 h (USB)		MONOCRYSTALLINE	RECHARGEABLE		ABS		

OPERATING MODE



DOPPIA MODALITÀ LUMINOSA
DOUBLE LIGHT MODE

Mini torce LED portatili, ricaricabili con cavo micro USB (incluso). Corpo in materiale plastico antiurto.

Portable mini LED flashlight, rechargeable with micro USB cable (included). Shockproof plastic material body.

SEGNALATORE STRADALE

BORCHIA SOLARE



103 x 106 mm - 286 g

Segnalatore stradale in alluminio, ricaricabile tramite il pannello fotovoltaico incluso. Autonomia fino a 100 ore. Fori per fissaggio a terra.

Aluminum road indicator, rechargeable via photovoltaic panel included. Autonomy up to 100 hours. Holes for ground fixing.

2.5 V / 0.2 W	Ni-MH 1.2 V/DC 800 mAh	4000K	BSS-024000	1/40	31,00 €
IP68	~100 h WORKING TIME				
		FLASH MODE	LIGHT SENSOR	MONOCRYSTALLINE	ALUMINUM



SEGNALATORE STRADALE

RIFLETTORE



103 x 103 mm - 181 g

Segnalatore catarifrangente in ABS. Finitura arancione per maggiore visibilità. Fondo sabbato per maggiore aderenza.

ABS Reflector. Orange finish for greater visibility. Sandblasted bottom for greater grip.

Catarifrangente Reflector	Orange	RFL100	1/40	5,00 €
			REFLECTOR	ABS



VERSATILI

CHAPTER 12


ESPOSITORI



NEW

ESPOSITORE IN LEGNO

DOUBLE EXPO



EXPO-DBL **NEW**

1/1

Espositore in legno bifacciale con prodotti campione già elettrificati pronti per essere collegati alla rete e mostrati in funzione.
Double face wooden display with electrified sample products, ready to be connected to the network and shown in operation.

ESPOSITORI

SISTEMI ESPOSITIVI



DISPLAY DA BANCO COUNTER DISPLAY
 Display in cartone capiente e facile da montare
 Large and easy to assemble cardboard display

MAGIC BOX 1/25

330 x 650 x 10 mm



DISPLAY DA TERRA FLOOR DISPLAY
 Espositore in cartone modulare con 3 vasche innestabili
 Modular cardboard display with 3 plug-in bowls

EXPOC-3VASCH 1/1

600 x 1780 x 400 mm

DISPLAY DA TERRA FLOOR DISPLAY
 Espositore in cartone con 20 ganci metallici, fornito vuoto
 Cardboard display with 20 metal hooks, products not included

EXPO-CEN1 1/1

457 x 1800 x 400 mm



ESPOSITORE PROVA LAMPAD E TEST LAMPS EXHIBITOR

2 x E27 - 2 x E14 - 1 x GU10 **BALUX5** 1/1

440 x 140 x 220 mm



ESPOSITORE PROVA LAMPAD E TEST LAMPS EXHIBITOR

3 x E27 - 4 x E14 - 2 x GU10 - 3 x G9 **BALUX12** 1/1

990 x 140 x 240 mm

Espositore professionale elettrificato con plexiglass di protezione. Interruttore a pressione, quando rilasciato la lampada si spegne.
 Professional electrified display with protective plexiglass. Push switch, when released the lamp turns off.



ESPOSITORE PROFILI PROFILES EXHIBITOR
 Espositore con 19 profili campione
 Display with 19 sample profiles

EXPO-PR 1/1

320 x 175 x 80 mm



PIASTRINA ESPOSITIVA EXHIBITION PLATE
 Piastrina espositiva per lampade E14 o E27
 Exhibition plate for E14 or E27 lamps

E14	PIASTRINA P E14	1/1
E27	PIASTRINA P E27	
	PIASTRINA G E27	

10 x 8 mm



FINE CORSA END-OF-STROKE
 Talloncino fustellato di fine corsa per ganci
 End-of-stroke punched-out for hooks

XT-FC 1/200

70 x 119 mm

NEW

ESPOSITORI

SISTEMI ESPOSITIVI

BANNER ESPOSITIVI EXHIBITION BANNERS

400 x 300 mm	Profili	BAN40-PROFILI	1/1 
995 x 500 mm	Classic	BAN100-CLAS	
	Filamento Clear	BAN100-FILCL	
	Filamento Mix	BAN100-FILMX	
	Filamento Saten	BAN100-FILST	
	Strip LED	BAN100-STRIP	
995 x 650 mm	Proiettori	BAN100-FARI NEW	
	Special	BAN100-SPEC	
1320 x 500 mm	Classic	BAN133-CLAS	
	Filamento Clear	BAN133-FILCL	
	Filamento Mix	BAN133-FILMX	
	Filamento Saten	BAN133-FILST	
	Special	BAN133-SPEC NEW	
	Proiettori	BAN133-FARI NEW	

Banner espositivi in Forex, misure assortite
Forex display banners, assorted sizes



CESTO PROMO PROMO BASKET
Espositore da terra in cartone fornito vuoto
Cardboard floor display supplied empty


EXPO-PROMO 1/1 

550 x 400 x 850 mm



CROWNER EXPO PROMO

Pannello in cartone da associare con EXPO-PROMO
Cardboard panel to be associated with EXPO-PROMO

Go Smart	CRW-G3SMART	1/1 
Sensor	CRW-G3SP	
Killer 50	CRW-KLR	

540 x 700 mm



DISPLAY GO SMART
Display in cartone microonda
Display in microwave cardboard

EXPO-GOSMART 1/1 

700 x 470 x 300 mm

INDICE ALFABETICO

ALPHABETICAL INDEX

	COD.	INNER pz	MASTER pz	EAN	PAG.	€
A	ABT38-055330	10	50	9090171023541	47	9,50
	ABTH1G-051430	10	50	9090171023602	47	9,50
	ABTH1G-051440	10	50	9090171023619	47	9,50
	ABTH1G-052730	10	50	9090171023589	47	9,50
	ABTH1G-052740	10	50	9090171023596	47	9,50
	ABTM1-051430	10	50	9090171023565	47	9,50
	ABTM1-051440	10	50	9090171023572	47	9,50
	AC2-142430	10	20	9020142430016	64	27,50
	AC2-142440	10	20	9090171009620	64	27,50
	AC2-142460	10	20	9020142460013	64	27,50
	AC2-722430	10	20	9090171000795	64	23,00
	AC2-722440	10	20	9090171009613	64	23,00
	AC2-722460	10	20	9090171000801	64	23,00
	AC20230-1512030	1	4	9090171019322	61	540,00
	AC20230-1512040	1	4	9090171019339	61	540,00
	AC5230-1512030	10	20	9090171019308	61	137,00
	AC5230-1512040	10	20	9090171019315	61	137,00
	AC9067-146030	10	20	9090171009460	56	55,00
	AC9067-146040	10	20	9090171009477	56	55,00
	AC95-0714427	10	20	9090171021516	55	32,50
	AC95-0714430	10	20	9090171021523	55	32,50
	AC95-0714440	10	20	9090171021530	55	32,50
	AC95-1014427	10	20	9090171021554	55	38,50
	AC95-1014430	10	20	9090171021561	55	38,50
	AC95-1014440	10	20	9090171021578	55	38,50
	AC95-1424027	10	20	9090171021592	55	45,50
	AC95-1424030	10	20	9090171021608	55	45,50
	AC95-1424040	10	20	9090171021615	55	45,50
	AC95-1424060	10	20	9090171021622	55	45,50
	AC95-2024030	10	20	9090171022988	55	55,00
	ACBL-486030	10	20	9021486030108	65	32,50
	ACBL-486060	10	20	9021486060105	65	32,50
	ACCN10	1	100	9090171011869	66	1,50
	ACCN10ANG	1	100	9090171011890	66	3,00
	ACCN10T	1	100	9090171011906	66	4,50
	ACCN10WIRE	1	100	9090171011876	66	4,00
	ACCN10WIRE2	1	100	9090171011883	66	2,00
	ACCN10X	1	100	9090171011913	66	5,00
	ACCN8	1	100	9090171011807	66	1,00
	ACCN8ANG	1	100	9090171011838	66	3,00
	ACCN8T	1	100	9090171011845	66	4,00
	ACCN8WIRE	1	100	9090171011814	66	1,50
	ACCN8WIRE2	1	100	9090171011821	66	2,00
	ACCN8X	1	100	9090171011852	66	5,00
	ACRBL-486010	10	20	9021486010100	65	42,00
	ACRGBW-196010	10	20	9090171011364	59	93,50
	ACRGBW-956030	10	20	9090171017786	57	91,00
	ACRGBW-956040	10	20	9090171017793	57	91,00
	ACRSMA-484800	10	20	9090171012453	196	72,00
	ACSB-151240	6	24	9090171004571	161	25,00
	ACSB-321240	1	12	9090171005196	161	50,50
	ACSB-681240	1	8	9090171005202	161	86,50
	ACSS-151240	6	24	9090171004588	161	25,00
	ACSS-321240	1	12	9090171007350	161	50,50
	ARP-122430	10	50	9090171003185	47	14,00
	ARP-122440	10	50	9090171003192	47	14,00
	ARP-202730	10	50	9090171013726	36	8,00
	ARP-202740	10	50	9090171013733	36	8,00
	ARP-202765	10	50	9090171013740	36	8,00
	ARPD-202730	10	50	9090171017243	36	11,50
	ARPD-202740	10	50	9090171017250	36	11,50
	ARPD-202765	10	50	9090171017267	36	11,50
	ATPLVT	1	24	9090171010114	171	19,00
	AXO-1GU10B	12	24	9090171010268	143	20,50
	AXO-1GU10C	12	24	9090171018325	143	20,50
	AXO-1GU10G	12	24	9090171018349	143	20,50
	AXO-1GU10N	12	24	9090171018301	143	20,50
	AXO-1GU10SB	12	24	9090171018226	143	23,00
	AXO-1GU10SC	12	24	9090171018264	143	23,00
	AXO-1GU10SG	12	24	9090171018288	143	23,00
	AXO-1GU10SN	12	24	9090171018240	143	23,00
	AXO-2GU10B	12	24	9090171010275	143	28,50
	AXO-2GU10C	12	24	9090171018332	143	28,50
	AXO-2GU10G	12	24	9090171018356	143	28,50
	AXO-2GU10N	12	24	9090171018318	143	28,50
	AXO-2GU10SB	12	24	9090171018233	143	31,00
	AXO-2GU10SC	12	24	9090171018271	143	31,00
	AXO-2GU10SG	12	24	9090171018295	143	31,00
	AXO-2GU10SN	12	24	9090171018257	143	31,00
B	BALUX12	1	1	9090171014013	214	225,50
	BALUX5	1	10	9090171014662	214	101,00
	BAN100-CLAS	1	1	9090171014006	215	45,50
	BAN100-FARI	1	1	9090171022483	215	80,00
	BAN100-FILCL	1	1	9090171013979	215	45,50
	BAN100-FILMX	1	1	9090171013993	215	45,50
	BAN100-FILST	1	1	9090171013986	215	45,50
	BAN100-SPEC	1	1	9090171018998	215	38,00
	BAN100-STRIP	1	1	9090171018981	215	38,00
	BAN133-CLAS	1	1	9090171013962	215	50,50
	BAN133-FARI	1	1	9090171022476	215	104,00
	BAN133-FILCL	1	1	9090171013931	215	50,50
	BAN133-FILMX	1	1	9090171013955	215	50,50
	BAN133-FILST	1	1	9090171013948	215	50,50

	COD.	INNER pz	MASTER pz	EAN	PAG.	€
	BAN133-SPEC	1	1	9090171022469	215	78,00
	BAN40-PROFILI	1	1	9090171019926	215	36,00
	BBCP-122840	1	6	9090171008814	122	28,50
	BBCP-183340	1	6	9090171008821	122	33,50
	BBCP-243840	1	6	9090171008838	122	40,50
	BBCP-323840	1	6	9090171008845	122	45,50
	BBS-142530	1	10	9090171008913	123	16,50
	BBS-142540	1	10	9090171008920	123	16,50
	BBS-203030	1	10	9090171008937	123	21,50
	BBS-203040	1	10	9090171008944	123	21,50
	BBS-243530	1	10	9090171008951	123	28,50
	BBS-243540	1	10	9090171008968	123	28,50
	BBS-323930	1	10	9090171008975	123	38,00
	BBS-323940	1	10	9090171008982	123	38,00
	BBSMA-243800	1	10	9090171012415	197	62,50
	BMB-4527AN	1	10	9090171024111	134	32,50
	BMB-4527CO	1	10	9090171024128	134	32,50
	BMB-8027AN	1	10	9090171024135	134	39,50
	BMB-8027CO	1	10	9090171024142	134	39,50
	BSS-024000	1	40	9090171018363	209	31,00
C	CFAR-102030	1	8	9020102030140	117	43,00
	CFAR-202530	1	8	9020253030143	117	55,00
	CFAR-303030	1	4	9030303030146	117	69,50
	CFBI-102030	1	8	9020102030249	117	43,00
	CFBI-202530	1	8	9020253030242	117	55,00
	CFRO-102030	1	8	9020102030348	117	43,00
	CFRO-202530	1	8	9020253030341	117	55,00
	CFRO-303030	1	4	9030303030344	117	69,50
	CFVE-102030	1	8	9020102030447	117	43,00
	CFVE-202530	1	8	9020253030440	117	55,00
	CL-152430	6	24	9090171004557	50	19,00
	CL-152440	6	24	9090171004564	50	19,00
	CLGU10-153830	6	24	9090171020427	50	15,00
	CLGU10-153840	6	24	9090171020434	50	15,00
	CMDEM-060065	10	40	9090171015720	208	15,50
	CMDSOL-050065	10	40	9090171015713	208	13,00
	CRL-1218030	1	20	9090171007824	49	16,50
	CRL-1218040	1	20	9090171007831	49	16,50
	CRL-1821830	1	20	9090171007848	49	19,50
	CRL-1821840	1	20	9090171007855	49	19,50
	CRL-2425330	1	20	9090171007862	49	24,00
	CRL-2425340	1	20	9090171007879	49	24,00
	CRW-G3SMART	1	1	9090171012835	215	19,00
	CRW-G3SP	1	1	9090171012866	215	19,00
	CRW-KLR	1	1	9090171012859	215	19,00
	CTLRF	1	100	9090171019025	67	41,00
	CTLSMA	9	90	9090171012507	201	21,50
	CTLSMA-ACRGBW	10	180	9090171012446	197	32,50
D	DIM-PWM	1	100	9090171019018	67	43,00
	DOMBI-031230	6	24	9090171023305	163	30,00
	DOMBI-031240	6	24	9090171023312	163	30,00
	DOMBI-061230	6	24	9090171020182	163	50,50
	DOMBI-061240	6	24	9090171020199	163	50,50
	DOMNE-031230	6	24	9090171023329	163	30,00
	DOMNE-031240	6	24	9090171023336	163	30,00
	DOMNE-061230	6	24	9090171020205	163	50,50
	DOMNE-061240	6	24	9090171020212	163	50,50
	DSD-061230	10	50	9090171013672	40	19,00
	DSD-061240	10	50	9090171013689	40	19,00
	DSD-061260	10	50	9090171013696	40	19,00
	DSD-063830	10	50	9090171005660	40	8,00
	DSD-063840	10	50	9090171005677	40	8,00
	DSD-063860	10	50	9090171005684	40	8,00
	DVS-059040	1	12	9090171008463	159	53,00
	DVS-109040	1	8	9090171007701	159	103,00
E	ELO-060730	1	20	9090171020878	84	4,95
	ELO-060740	1	20	9090171020885	84	4,95
	ELO-090930	1	20	9090171020892	84	5,95
	ELO-090940	1	20	9090171020908	84	5,95
	ELO-121130	1	20	9090171020915	84	6,85
	ELO-121140	1	20	9090171020922	84	6,85
	ELO-151230	1	20	9090171020939	84	8,95
	ELO-151240	1	20	9090171020946	84	8,95
	ELO-181530	1	20	9090171020953	84	11,95
	ELO-181540	1	20	9090171020960	84	11,95
	ELO-241730	1	20	9090171020977	84	14,95
	ELO-241740	1	20	9090171020984	84	14,95
	ENIB-GU10	6	24	9090171015171	107	20,50
	ENIBOR-GU10					

COD.	INNER pz	MASTER pz	EAN	PAG.	€
ESQBB160-2GU10	1	12	9090171014778	109	48,00
ESQBB80-GU10	1	24	9090171014785	109	26,50
ESQBB96-GU10	1	24	9090171014792	109	31,00
ESQBG160-2GU10	1	12	9090171014808	109	48,00
ESQBG80-GU10	1	24	9090171014815	109	26,50
ESQBG96-GU10	1	24	9090171014822	109	31,00
ESQBOR96-GU10	1	24	9090171014839	113	32,50
ESQNB160-2GU10	1	12	9090171014846	109	48,00
ESQNB80-GU10	1	24	9090171014853	109	26,50
ESQNB96-GU10	1	24	9090171014860	109	31,00
ESQNG160-2GU10	1	12	9090171014877	109	48,00
ESQNG80-GU10	1	24	9090171014884	109	26,50
ESQNG96-GU10	1	24	9090171014891	109	31,00
ESQNR96-GU10	1	24	9090171014907	113	32,50
ESRBB80-GU10	1	24	9090171014679	111	26,50
ESRBB96-GU10	1	24	9090171014686	111	31,00
ESRB80-GU10	1	24	9090171014693	111	26,50
ESRB96-GU10	1	24	9090171014709	111	31,00
ESRBOR96-GU10	1	24	9090171014716	113	32,50
ESRNB80-GU10	1	24	9090171014723	111	26,50
ESRNB96-GU10	1	24	9090171014730	111	31,00
ESRNB80-GU10	1	24	9090171014747	111	26,50
ESRNB96-GU10	1	24	9090171014754	111	31,00
ESRNOR96-GU10	1	24	9090171014761	113	32,50
EXPO-CENI	1	4	9090171001891	214	67,00
EXPO-GOSMART	1	1	9090171019742	215	43,00
EXPO-PR	1	1	9090171010121	214	77,00
EXPO-PROMO	1	5	9090171000429	215	24,00
EXPOC-3VASCHE	1	1	9090171013825	214	84,00
FGF-011427	12	48	9013011427002	50	3,50
FGF-011450	12	48	9090171003024	50	3,50
FNY-020040	12	48	9090171010237	205	8,50
FRMB-129000	6	18	9090171022810	145	48,00
FRMN-129000	6	18	9090171022827	145	48,00
FS1-042715	6	24	9090171014570	51	17,00
FSBR-150	6	24	9090171007596	115	18,00
FSNE-150	6	24	9090171007589	115	18,00
FSRG-150	6	24	9090171007602	115	18,00
FSRGV-150	6	24	9090171007619	115	18,00
FSTAB-2202700	1	6	9090171019070	133	72,00
FSTABL-062722	1	5	9090171012705	132	88,50
FSTACL-062722	1	5	9090171008517	132	88,50
FSTACO-062722	1	5	9090171008524	132	88,50
FSTADAP-12W	1	30	9090171008531	132	18,00
FSTAN-2202700	1	6	9090171019087	133	72,00
FSTARBLU-062722	1	100	9090171011654	132	6,00
FSTARCL-062722	1	50	9090171008548	132	6,00
FSTARGI-062722	1	100	9090171011661	132	6,00
FSTARMAG-062722	1	100	9090171011678	132	6,00
FSTARRO-062722	1	100	9090171011685	132	6,00
FSTARVE-062722	1	100	9090171011692	132	6,00
FT-066830	1	40	9090171006995	85	11,00
FT-066840	1	40	9090171007008	85	11,00
FTBI-150	10	50	9090171005875	114	7,00
FTGR-150	10	50	9090171005905	114	7,00
FTNE-150	10	50	9090171005899	114	7,00
FVT8-096040	1	25	9023096040140	77	5,50
FVT8-096065	1	25	9023096065143	77	5,50
FVT8-149040	1	25	9090171001709	77	8,00
FVT8-149065	1	25	9090171001716	77	8,00
FVT8-181230	1	25	9090171005400	77	7,00
FVT8-181240	1	25	9023181240141	77	7,00
FVT8-181265	1	25	9023181265144	77	7,00
FVT8-221530	1	25	9090171005417	77	9,50
FVT8-221540	1	25	9023221540149	77	9,50
FVT8-221565	1	25	9023221565142	77	9,50
FVT8M-096040	1	25	9090171017380	77	4,50
FVT8M-096065	1	25	9090171017397	77	4,50
FVT8M-181240	1	25	9090171013894	77	6,00
FVT8M-181265	1	25	9090171013900	77	6,00
FVT8M-221540	1	25	9090171013917	77	7,50
FVT8M-221565	1	25	9090171013924	77	7,50
FVT8M160-096040	1	25	9090171022513	76	6,00
FVT8M160-096065	1	25	9090171022520	76	6,00
FVT8M160-181240	1	25	9090171022544	76	8,00
FVT8M160-181265	1	25	9090171022551	76	8,00
FVT8M160-221540	1	25	9090171022568	76	9,50
FVT8M160-221565	1	25	9090171022575	76	9,50
G3SMA-142700	10	50	9090171016925	195	21,50
G3SP-102730	6	24	9090171006308	46	12,00
G3SP-102740	6	24	9090171006315	46	12,00
G3SP-102764	6	24	9090171006322	46	12,00
GNS-081240	1	12	9090171019728	157	84,00
GRD-144840	1	10	9090171018387	204	69,50
GRS-072840	1	12	9090171023657	155	73,00
GUSMA120-061000	10	50	9090171016963	195	14,50
GUSMA38-061000	10	50	9090171016970	195	14,50
HIGSMA-061400	10	50	9090171016932	195	14,50
HR80G120-202730	6	24	9090171016864	37	12,00
HR80G120-202740	6	24	9090171016871	37	12,00
HR80G120-202760	6	24	9090171016888	37	12,00
HR80G120-242730	6	24	9090171016895	37	14,00
HR80G120-242740	6	24	9090171016901	37	14,00

COD.	INNER pz	MASTER pz	EAN	PAG.	€
HR80G120-242760	6	24	9090171016918	37	14,00
HR80G3-092730	10	50	9090171005981	36	2,50
HR80G3-092740	10	50	9090171005998	36	2,50
HR80G3-092764	10	50	9090171006001	36	2,50
HR80G3-112730	10	50	9090171006018	36	3,00
HR80G3-112740	10	50	9090171006025	36	3,00
HR80G3-112764	10	50	9090171006032	36	3,00
HR80G3-152730	10	50	9090171006049	36	4,50
HR80G3-152740	10	50	9090171006056	36	4,50
HR80G3-152764	10	50	9090171006063	36	4,50
HR80G3-172730	10	50	9090171016987	36	5,50
HR80G3-172740	10	50	9090171016994	36	5,50
HR80G3-172764	10	50	9090171017007	36	5,50
HR80G95-152730	6	24	9090171016833	37	9,00
HR80G95-152740	6	24	9090171016840	37	9,00
HR80G95-152760	6	24	9090171016857	37	9,00
HR80H1G-041430	10	50	9090171015393	34	2,00
HR80H1G-041440	10	50	9090171015409	34	2,00
HR80H1G-041464	10	50	9090171015416	34	2,00
HR80H1G-042730	10	50	9090171015423	34	2,00
HR80H1G-042740	10	50	9090171015430	34	2,00
HR80H1G-042764	10	50	9090171015447	34	2,00
HR80M1-041430	10	50	9090171015454	35	2,00
HR80M1-041440	10	50	9090171015461	35	2,00
HR80M1-041464	10	50	9090171015478	35	2,00
HRDG125-242730	6	24	9090171017274	37	16,50
HRDG125-242740	6	24	9090171017281	37	16,50
HRDG125-242760	6	24	9090171017298	37	16,50
INDG3-112727	10	50	9090171020649	28	9,50
INDG3-112740	10	50	9090171020571	28	9,50
INDH1G-061427	10	50	9090171020533	28	5,50
INDH1G-061440	10	50	9090171020540	28	5,50
INDM1-061427	10	50	9090171020557	28	5,50
INDM1-061440	10	50	9090171020564	28	5,50
ING125-102760	5	20	9090171005011	25	12,00
ING125-122727	5	20	9090171019148	25	12,00
ING125-122740	5	20	9090171018929	25	12,00
ING125-162727	5	20	9090171012699	25	16,50
ING125-162740	5	20	9090171012682	25	16,50
ING125W-142727	5	20	9090171023107	21	11,00
ING125W-142740	5	20	9090171023114	21	11,00
ING3-042727	10	50	9013042727010	24	3,50
ING3-042740	10	50	9090171010060	24	3,50
ING3-082727	10	50	9013082727018	24	4,00
ING3-082740	10	50	9090171010077	24	4,00
ING3-122727	10	50	9090171018912	24	6,00
ING3-122740	10	50	9090171019094	24	6,00
ING3-162727	10	50	9090171012668	24	13,00
ING3-162740	10	50	9090171012675	24	13,00
ING3A-022730	10	50	9090171021271	23	11,00
ING3A-022740	10	50	9090171021301	23	11,00
ING3A-022760	10	50	9090171021288	23	13,00
ING3A-042740	10	50	9090171021318	23	13,00
ING3A-052730	10	50	9090171021295	23	14,50
ING3A-052740	10	50	9090171021325	23	14,50
ING3P-082727	10	50	9090171005646	24	5,00
ING3P-082740	10	50	9090171010084	24	5,00
ING3S-112727	10	50	9090171019810	30	9,50
ING3S-082727	10	50	9090171019803	30	7,50
ING3SMA-072700	10	50	9090171016949	195	16,50
ING3W-092727	10	50	9090171022346	21	6,00
ING3W-092740	10	50	9090171023084	21	6,00
ING3W-752727	10	50	9090171022339	21	5,00
ING3W-752740	10	50	9090171023077	21	5,00
ING95-082727	5	20	9090171010954	25	8,00
ING95-082740	5	20	9090171010961	25	8,00
ING95W-092727	5	20	9090171022353	21	7,50
ING95W-092740	5	20	9090171023091	21	7,50
INH1G-021427	10	50	9013021427016	26	3,00
INH1G-022727	10	50	9013022727016	26	3,00
INH1G-041427	10	50	9013041427102	26	3,00
INH1G-041440	10	50	9090171010015	26	3,00
INH1G-042727	10	50	9013042727119	26	3,00
INH1G-042740	10	50	9090171010022	26	3,00
INH1G-061427	10	50	9090171010633	26	4,00
INH1G-061440	10	50	9090171010657	26	4,00
INH1G-062727	10	50	9090171010640	26	4,00
INH1G-062740	10	50	9090171010664	26	4,00
INH1GSD-061427	10	50	9090171019797	30	7,00
INH1GSD-061440	10	50	9090171023151	21	4,00
INH1GW-451440	10	50	9090171023046	21	4,00
INH1GW-452727	10	50	9090171022322	21	4,00
INH1GW-452740	10	50	9090171023053	21	4,00
INM1-021427	10	50	9013021427023	26	3,00
INM1-041427	10	50	9013041427034	26	3,00
INM1-041440	10	5			

COD.	INNER pz	MASTER pz	EAN	PAG.	€
INPW-752727	10	50	9090171023121	21	6,00
INPW-752740	10	50	9090171023138	21	6,00
INSDG3-112730	10	50	9090171020625	29	11,00
INSDG3-112740	10	50	9090171020632	29	11,00
INSDH16-061430	10	50	9090171020588	29	6,50
INSDH16-061440	10	50	9090171020595	29	6,50
INSDM1-061430	10	50	9090171020601	29	6,50
INSDM1-061440	10	50	9090171020618	29	6,50
INSG125-122730	5	20	9090171019162	25	13,00
INSG125-122740	5	20	9090171019179	25	13,00
INSG125-122760	5	20	9090171019186	25	13,00
INSG125-162730	5	20	9090171012651	25	17,50
INSG125-162740	5	20	9090171012644	25	17,50
INSG125-162760	5	20	9090171012637	25	17,50
INSG3-042730	10	50	9090171019568	24	3,50
INSG3-042740	10	50	9090171019575	24	3,50
INSG3-042760	10	50	9090171019582	24	3,50
INSG3-082730	10	50	9090171002522	24	4,00
INSG3-082740	10	50	9090171010428	24	4,00
INSG3-082760	10	50	9090171002539	24	4,00
INSG3-122730	10	50	9090171019100	24	6,50
INSG3-122740	10	50	9090171018936	24	6,50
INSG3-122760	10	50	9090171018943	24	6,50
INSG3-162730	10	50	9090171012620	24	13,00
INSG3-162740	10	50	9090171012613	24	13,00
INSG3-162760	10	50	9090171012606	24	13,00
INSG3P-082730	10	50	9090171007022	24	5,00
INSG3P-082740	10	50	9090171010435	24	5,00
INSG3P-082760	10	50	9090171007039	24	5,00
INSG95-082730	5	20	9090171019216	25	8,50
INSG95-082740	5	20	9090171019223	25	8,50
INSG95-082760	5	20	9090171019230	25	8,50
INSH16-041430	10	50	9090171002423	27	3,00
INSH16-041440	10	50	9090171010374	27	3,00
INSH16-041460	10	50	9090171002430	27	3,00
INSH16-042730	10	50	9090171002447	27	3,00
INSH16-042740	10	50	9090171010381	27	3,00
INSH16-042760	10	50	9090171002454	27	3,00
INSH16-061430	10	50	9090171010718	27	4,00
INSH16-061440	10	50	9090171010732	27	4,00
INSH16-061460	10	50	9090171010756	27	4,00
INSH16-062730	10	50	9090171010725	27	4,00
INSH16-062740	10	50	9090171010749	27	4,00
INSH16-062760	10	50	9090171010763	27	4,00
INSM1-041430	10	50	9090171002461	27	3,00
INSM1-041440	10	50	9090171010398	27	3,00
INSM1-041460	10	50	9090171002478	27	3,00
INSM1-061430	10	50	9090171010879	27	4,00
INSM1-061440	10	50	9090171010886	27	4,00
INSM1-061460	10	50	9090171010893	27	4,00
INSM1C-041430	10	50	9090171002485	27	3,00
INSM1C-041440	10	50	9090171010411	27	3,00
INSM1C-041460	10	50	9090171002492	27	3,00
INSTB-071430	10	50	9090171015645	31	5,50
INSTB-071440	10	50	9090171015652	31	5,50
INSTB-071460	10	50	9090171015669	31	5,50
INSTB-092730	10	50	9090171015683	31	7,00
INSTB-092740	10	50	9090171015690	31	7,00
INSTB-092760	10	50	9090171015706	31	7,00
INSTOR-041430	10	50	9090171002508	27	3,00
INSTOR-041440	10	50	9090171010404	27	3,00
INSTOR-041460	10	50	9090171002515	27	3,00
INSTOR-061430	10	50	9090171014075	27	4,00
INSTOR-061440	10	50	9090171014082	27	4,00
INSTOR-061460	10	50	9090171014099	27	4,00
INTB-041427	10	50	9090171015560	31	3,50
INTB-041440	10	50	9090171015584	31	3,50
INTB-071427	10	50	9090171015591	31	5,50
INTB-071440	10	50	9090171015614	31	5,50
INTB-092727	10	50	9090171015621	31	7,00
INTB-092740	10	50	9090171015676	31	7,00
INTOR-041427	10	50	9090171002881	26	3,00
INTOR-041440	10	50	9090171010046	26	3,00
INTOR-061427	10	50	9090171014051	26	4,00
INTOR-061440	10	50	9090171014068	26	4,00
INVG125-082722	5	20	9090171002607	33	16,50
INVG125D-122722	5	20	9090171019193	33	19,00
INVG200-082722	1	4	9090171005639	33	79,00
INVG3-082722	10	50	9090171002591	32	6,50
INVM1-041422	10	50	9090171002560	32	5,50
INVM1C-041422	10	50	9090171002584	32	5,50
INVM1D-041422	10	50	9090171002577	32	6,50
INVP-082722	10	50	9090171002638	33	7,00
INVPD-122722	10	50	9090171019209	33	11,00
INVPS160-082722	1	4	9090171005622	33	77,00
INTVOR-041422	10	50	9090171002652	32	5,50
ITO-030040	12	24	9090171007114	206	8,50
JESSY-API15	1	18	9090171017960	99	33,50
JESSY-API25	1	12	9090171017939	99	33,50
JESSY-API50	1	12	9090171017946	101	35,00
JESSY-API80	1	9	9090171017953	101	35,00
JESSY-AP275	1	12	9090171017984	99	38,00
JESSY-AP280	1	12	9090171017977	101	38,00

COD.	INNER pz	MASTER pz	EAN	PAG.	€
JESSY-AP360	1	12	9090171017991	99	50,50
JESSY-AR111	1	6	9090171007404	87	37,00
JESSY-RD100	1	24	9090171007428	91	8,50
JESSY-RD130	1	24	9090171007459	91	13,00
JESSY-SQ100	1	24	9090171007411	87	8,50
JESSY-SQ120	1	24	9090171007435	87	13,00
JESSY-SQ120GLASS	1	24	9090171007442	89	13,00
JESSY-SQ45GR	1	24	9090171007473	89	13,00
JESSY-SR120	1	24	9090171007466	91	13,00
JESSY2-SQ2112	1	12	9090171007398	89	24,00
JL-308540	1	8	9090171018967	185	89,00
JL-508540	1	8	9090171018974	185	141,50
K12XLED-300430	6	24	9021300430220	41	8,50
K12XLED-300440	6	24	9090171011388	41	8,50
K2T7LED-071030	6	24	9020071030110	41	3,00
K2T7LED-071040	6	24	9090172002088	41	3,00
K2T7LED-071060	6	24	9020071060117	41	3,00
KIT-ACRGBW	1	100	9090171011791	67	43,00
KIT-CLIPAC230	1	200	9090171019346	61	2,00
KIT-ENDCAPS	1	200	9090171019759	61	2,00
KIT-EX-2RIP-ARC	1	1	9090171018790	213	0,00
KIT-EX-2RIP-FST	1	1	9090171018776	213	0,00
KIT-EX-2RIP-GRD	1	1	9090171024159	204	0,00
KIT-EX-2RIP-PQT	1	1	9090171018769	213	0,00
KIT-PQ40	1	100	9000595000004	71	11,00
KIT-SENSOR	10	20	9090171021028	62	43,00
KIT-STARTAC230	1	200	9090171019353	61	5,00
KIT-TV55	20	40	9090171021004	63	24,00
KIT-TV75	20	40	9090171021011	63	29,00
KLIRL	10	50	9090171011258	94	3,50
KLIRM	10	50	9090171011234	94	3,00
KLIRS	10	50	9090171011241	94	3,00
KLIRXL	10	50	9090171011319	94	5,50
KLIRXLD	10	50	9090171011326	94	5,50
KLISL	10	50	9090171011357	95	4,00
KLISL2	10	50	9090171011302	95	7,50
KLISM	10	50	9090171011272	95	3,50
KLISM2	10	50	9090171011296	95	7,00
KLISS	10	50	9090171011265	95	3,50
KLISS2	10	50	9090171011289	95	7,00
KLISXL	10	50	9090171011333	95	5,50
KLISXLD	10	50	9090171011340	95	5,50
KLR-AR	10	50	9014003050031	93	9,50
KLR-BI	10	50	9014003050017	93	8,50
KLR-CR	10	50	9014003050024	93	9,50
KLRCON-BI	10	50	9090171015089	93	12,00
KLRCON-NE	10	50	9090171015096	93	12,00
KLRFX-BI	10	50	9090171015133	93	14,00
KLRFX-BN	10	50	9090171015157	93	12,00
KLRFX-NE	10	50	9090171015140	93	14,00
KLRSK-092700	1	25	9090171008050	51	9,50
KLRXL-BI	10	50	9090171015119	93	12,00
KLRXL-NE	10	50	9090171015126	93	12,00
KLS-AR	10	50	9014003050062	93	9,50
KLS-BI	10	50	9014003050048	93	8,00
KLS-CR	10	50	9014003050055	93	9,50
KLSCON-BI	10	50	9090171015102	93	12,00
KLSCON-NE	10	50	9090171015164	93	12,00
KPRAN-1818	1	20	9090171009064	69	19,00
KPRAN-1818-CAP	1	100	9090171013191	69	2,00
KPRAN-1818-CAPH	1	100	9090171013207	69	2,00
KPRAN-1818-CLIP	1	100	9090171013573	69	4,00
KPRAN-1818B	1	20	9090171018523	69	24,00
KPRAN-1818N	1	20	9090171018585	69	36,00
KPRCG-5314	1	20	9090171009163	68	57,50
KPRCG-5314-CAP	1	100	9090171013290	68	2,50
KPRCG-5314-CAPH	1	100	9090171013306	68	2,50
KPRI-2508	1	20	9090171009019	68	24,00
KPRI-2508-CAP	1	100	9090171013337	68	2,00
KPRI-2508-CAPH	1	100	9090171013344	68	2,00
KPRI-2508-CLIP	1	100	9090171013580	68	4,00
KPRI-2508B	1	20	9090171018530	68	32,50
KPRI-2508N	1	20	9090171018592	68	32,50
KPRS-1611	1	20	9090171009057	69	15,00
KPRS-1611-CAP	1	100	9090171013412	69	2,00
KPRS-1611-CAPH	1	100	9090171013429	69	2,00
KPRS-1611-CLIP	1	100	9090171013603	69	4,00
KPRS-1611B	1	20	9090171018547	69	20,50
KPRS-1611N	1	20	9090171018608	69	20,50
KPRS-1708	1	20	9090171008999	69	19,00
KPRS-1708-CAP	1	100	9090171013436	69	2,00
KPRS-1708-CAPH	1	100	9090171013443	69	2,00
KPRS-1708-CLIP	1	100	9090171013610	69	4,00
KPRS-1708B	1	20	9090171018516	69	21,50
KPRS-1708N	1	20	9090171018578	69	26,50
LLD3P-108040	1	1	9090171006223	137	228,00
LLDAL-108040	1	6	9090171006193	137	43,00
LLDBA-108040	1	6	9090171006179	137	43,00
LLDSE-108040	1	6	9090171006186	137	50,50
LR50-051430	6	24	9020051430060	48	4,50
LR50-051440	6	24			

	COD.	INNER pz	MASTER pz	EAN	PAG.	€
	LR80-152730	6	24	9020152730069	48	8,00
	LR80-152740	6	24	9090171002836	48	8,00
	LVT-159540	1	8	9090171010107	171	118,00
	LVT-409540	1	8	9090171022773	171	360,00
	LX110-061030	10	50	9090171001211	38	4,00
	LX110-061040	10	50	9090171002805	38	4,00
	LX110-061060	10	50	9090171001228	38	4,00
	LX110-081030	10	50	9090171001235	38	4,50
	LX110-081040	10	50	9090171010343	38	4,50
	LX110-081060	10	50	9090171001242	38	4,50
	LX110-091030	10	50	9090171022780	39	6,00
	LX110-091040	10	50	9090171022797	39	6,00
	LX110-091060	10	50	9090171022803	39	6,00
	LX38-061030	10	50	9090171001174	38	4,00
	LX38-061040	10	50	9090171002799	38	4,00
	LX38-061060	10	50	9090171001181	38	4,00
	LX38-081030	10	50	9090171001198	38	4,50
	LX38-081040	10	50	9090171010336	38	4,50
	LX38-081060	10	50	9090171001204	38	4,50
	LX60-065330	10	50	9090171001259	39	6,00
	LX60-065340	10	50	9090171010350	39	6,00
	LX60-065360	10	50	9090171001266	39	6,00
	LX60-085330	10	50	9090171001273	39	6,50
	LX60-085340	10	50	9090171010367	39	6,50
	LX60-085360	10	50	9090171001280	39	6,50
M	MISMA-061400	10	50	9090171016956	195	14,50
	MAGIC BOX	1	25	9090171017465	214	18,00
	MGRS-486010	1	6	9090171015973	58	79,00
	MS-066040	10	50	9090171007374	206	6,50
	MW-108040	1	20	9090171007107	205	28,00
N	NE-030040	12	24	9090171007121	207	11,00
O	ONHIG-061430	10	50	9021061430088	34	2,50
	ONHIG-061440	10	50	9090171002713	34	2,50
	ONHIG-061465	10	50	9090171002737	34	2,50
	ONHIG-062730	10	50	9021062730088	34	2,50
	ONHIG-062740	10	50	9090171002720	34	2,50
	ONHIG-062765	10	50	9090171002744	34	2,50
	ONHIG-081430	10	50	9090171007244	34	3,00
	ONHIG-081440	10	50	9090171007251	34	3,00
	ONHIG-081465	10	50	9090171008425	34	3,00
	ONHIG-082730	10	50	9090171007268	34	3,00
	ONHIG-082740	10	50	9090171007275	34	3,00
	ONHIG-082765	10	50	9090171008432	34	3,00
	ONMI-061430	10	50	9021061430095	35	2,50
	ONMI-061440	10	50	9090171002751	35	2,50
	ONMI-061465	10	50	9090171002768	35	2,50
	ONMI-081430	10	50	9090171002386	35	3,00
	ONMI-081440	10	50	9090171002393	35	3,00
	ONMI-081465	10	50	9090171008418	35	3,00
	ONMIC-061430	10	50	9021061430118	35	2,50
	ONMIC-061440	10	50	9090171002775	35	2,50
	ONMIC-061465	10	50	9090171002782	35	2,50
	OSOB-1411900	1	12	9090171022094	125	21,50
	OSOBS-1411900	1	12	9090171022100	125	41,00
	OSON-1411900	1	12	9090171022117	125	21,50
	OSONS-1411900	1	12	9090171022124	125	41,00
	OSTOB-1421500	1	12	9090171022131	125	26,50
	OSTOBP-1421500	1	12	9090171022148	125	29,00
	OSTOBPS-1421500	1	12	9090171022155	125	48,00
	OSTOBS-1421500	1	12	9090171022162	125	43,00
	OSTON-1421500	1	12	9090171022179	125	26,50
	OSTONP-1421500	1	12	9090171022186	125	29,00
	OSTONPS-1421500	1	12	9090171022193	125	48,00
	OSTONS-1421500	1	12	9090171022209	125	43,00
P	PACBI-101630	1	20	9090171018431	127	40,50
	PACBI-101640	1	20	9090171018448	127	40,50
	PACGR-101630	1	20	9090171018493	127	40,50
	PACGR-101640	1	20	9090171018509	127	40,50
	PARBI-101730	1	20	9090171018394	127	36,00
	PARBI-101740	1	20	9090171018400	127	36,00
	PARGR-101730	1	20	9090171018455	127	36,00
	PARGR-101740	1	20	9090171018462	127	36,00
	PASBI-101630	1	20	9090171018417	127	38,00
	PASBI-101640	1	20	9090171018424	127	38,00
	PASGR-101630	1	20	9090171018479	127	38,00
	PASGR-101640	1	20	9090171018486	127	38,00
	PIASTRINA G E27	1	1	9019071027022	214	2,50
	PIASTRINA P E14	1	1	9019071014015	214	2,50
	PIASTRINA P E27	1	1	9019071027015	214	2,50
	PIXYCOB-020430	12	96	9090171016482	42	5,00
	PIXYCOB-020440	12	96	9090171016499	42	5,00
	PIXYCOB-020464	12	96	9090171016505	42	5,00
	PIXYCOB-040930	12	96	9090171016512	43	6,50
	PIXYCOB-040940	12	96	9090171016529	43	6,50
	PIXYCOB-040964	12	96	9090171016536	43	6,50
	PIXYDIM-450930	12	96	9090171018004	44	7,50
	PIXYDIM-450940	12	96	9090171018011	44	7,50
	PIXYDIM-450960	12	96	9090171018028	44	7,50
	PIXYDIM-450930	12	96	9090171018035	44	8,50
	PIXYDIM-450940	12	96	9090171018042	44	8,50
	PIXYDIM-450960	12	96	9090171018059	44	8,50
	PIXYFULL-030430	12	96	9090171000283	42	6,00
	PIXYFULL-030440	12	96	9090171016666	42	6,00

	COD.	INNER pz	MASTER pz	EAN	PAG.	€
	PIXYFULL-030464	12	96	9090171016673	42	6,00
	PIXYFULL-030930	12	96	9021030930076	43	4,50
	PIXYFULL-030940	12	96	9090171009972	43	4,50
	PIXYFULL-030964	12	96	9090171004687	43	4,50
	PIXYFULL-040930	12	96	9090171000290	43	5,50
	PIXYFULL-040940	12	96	9090171010930	43	5,50
	PIXYFULL-040964	12	96	9090171010947	43	5,50
	PIXYFULL-050930	12	96	9090171016574	43	6,00
	PIXYFULL-050940	12	96	9090171016581	43	6,00
	PIXYFULL-050964	12	96	9090171016598	43	6,00
	PIXYFULL-080930	12	96	9090171016604	43	8,50
	PIXYFULL-080940	12	96	9090171016611	43	8,50
	PIXYFULL-080964	12	96	9090171016628	43	8,50
	PIXYFULL-450430	12	96	9090171016543	42	7,00
	PIXYFULL-450440	12	96	9090171016550	42	7,00
	PIXYFULL-450464	12	96	9090171016567	42	7,00
	PIXYPLT-020430	12	96	9021020430074	42	5,00
	PLGU10	10	1000	9090171011630	94	1,00
	PLGU53	10	1000	9090171011647	94	1,00
	PNY-030040	12	48	9090171010244	205	8,50
	PQ-038530	6	24	9090171003154	81	11,00
	PQ-038540	6	24	9090171010503	81	11,00
	PQ-061230	6	24	9090171003161	81	13,00
	PQ-061240	6	24	9090171010510	81	13,00
	PQ-091430	6	24	9090171003178	81	15,50
	PQ-091440	6	24	9090171010527	81	15,50
	PQ-121730	6	24	9020121730106	81	18,00
	PQ-121740	6	24	9020121740105	81	18,00
	PQ-182230	6	24	9020182230102	81	20,50
	PQ-182240	6	24	9020182240101	81	20,50
	PQ-243030	6	12	9090171005424	81	32,50
	PQ-243040	6	12	9090171003116	81	32,50
	PQP-182230	6	24	9090171016451	121	29,00
	PQP-182240	6	24	9090171003079	121	29,00
	PQP-243030	6	12	9090171016468	121	35,00
	PQP-243040	6	12	9090171003093	121	35,00
	PRCN-1611N	1	20	9090171019278	69	11,00
	PRCN-1708N	1	20	9090171019247	69	12,00
	PRCN-1818N	1	20	9090171019254	69	11,00
	PRCN-2508N	1	20	9090171019261	68	12,00
	PRCO-1611	1	20	9090171012071	69	5,00
	PRCO-1708	1	20	9090171012095	69	5,00
	PRCO-1818	1	20	9090171012101	69	5,00
	PRCO-2508	1	20	9090171012088	68	5,00
	PRCO-5314	1	20	9090171012118	68	6,00
	PRCV-1708	1	20	9090171009002	69	5,50
	PRCV-1818	1	20	9090171009071	69	5,50
	PRCV-2508	1	20	9090171009026	68	4,00
	PRM-306040	1	10	9090171020847	73	33,00
	PRM-501240	1	10	9090171020854	73	43,00
	PRM-701540	1	10	9090171020861	73	55,00
	PROM-1001640	1	10	9090171023206	149	48,50
	PROM-2002340	1	5	9090171023213	149	69,00
	PROM-3002340	1	5	9090171023220	149	108,00
	PROM-4002940	1	5	9090171023237	149	155,00
	PROM-5002940	1	5	9090171023244	149	196,00
	PT-038530	6	24	9090171003123	80	9,50
	PT-038540	6	24	9090171010473	80	9,50
	PT-061230	6	24	9090171003130	80	12,00
	PT-061240	6	24	9090171010480	80	12,00
	PT-091430	6	24	9090171003147	80	14,00
	PT-091440	6	24	9090171010497	80	14,00
	PT-121730	6	24	9020121730007	80	15,50
	PT-121740	6	24	9020121740006	80	15,50
	PT-182230	6	24	9020182230003	80	20,50
	PT-182240	6	24	9020182240002	80	20,50
	PT-243030	6	12	9090171005431	80	30,00
	PT-243040	6	12	9090171003109	80	30,00
	PTOBI-209500	1	24	9090171019971	175	32,50
	PTOBI-309500	1	24	9090171019988	175	39,50
	PTOBI-409500	1	12	9090171019995	175	51,50
	PTOCO-209500	1	24	9090171020038	175	32,50
	PTOCO-309500	1	24	9090171020045	175	39,50
	PTOCO-409500	1	12	9090171020052	175	51,50
	PTOCOS-309500	1	24	9090171023145	175	44,50
	PTOCOS-509500	1	24	9090171023152	175	57,50
	PTONE-209500	1	24	9090171020007	175	32,50
	PTONE-309500					

COD.	INNER pz	MASTER pz	EAN	PAG.	€
RBLVT	1	1	9090171007633	171	43,00
RBLVT40	1	1	9090171022896	171	156,00
RBPRM-100	1	1	9090171023268	149	11,00
RBPRM-200	1	1	9090171023275	149	18,00
RBPRM-300	1	1	9090171023282	149	35,00
RBPRM-400	1	1	9090171023299	149	49,00
RBPRM-500	1	1	9090171024104	149	69,00
RBSUNXL-20	1	100	9090171023688	169	45,00
RBW-109510	1	16	9090171015348	181	32,50
RBW-509510	1	12	9090171015355	181	65,00
RC-SPD	6	100	9090171001433	70	4,00
RDAC100-24	1	50	9020610024006	66	29,00
RDAC100-2467	1	30	9090171013023	66	57,50
RDAC100-2467D	1	30	9090171013122	66	119,00
RDAC120-24	1	50	9090171000863	66	31,00
RDAC150-24	1	50	9090171000870	66	33,50
RDAC150-2467D	1	15	9090171013139	66	137,00
RDAC200-2467	1	100	9090171013030	66	86,50
RDAC250-2467D	1	15	9090171013146	66	170,50
RDAC300-2467	1	100	9090171013047	66	115,00
RDAC35-24	1	100	9090171000849	66	15,50
RDAC50-2467	1	50	9090171013016	66	36,00
RDAC60-24	1	100	9090171000856	66	21,50
RDAC60-2467D	1	20	9090171013115	66	74,50
RDPQ18	1	250	9090171005301	120	9,50
RDPQ24	1	100	9090171007886	120	11,00
RFL100	1	40	9090171018370	209	5,00
RSLLD	1	100	9091710077940	137	15,50
RVBI-E27	1	6	9090171018189	141	57,50
RVCO-E27	1	6	9090171018202	141	57,50
RVGR-E27	1	6	9090171018219	141	57,50
RVNE-E27	1	6	9090171018196	141	57,50
RW-1008540	1	4	9090171008500	186	89,00
RW-1508540	1	4	9090171022964	186	108,00
RW-2008540	1	4	9090171022971	186	145,00
RW-308540	1	4	9090171008470	186	44,00
RW-508540	1	4	9090171008487	186	55,00
RW-708540	1	4	9090171008494	186	69,00
RWT2-1008540	1	2	9090171014556	187	113,00
RWT2-608540	1	2	9090171014549	187	89,00
S SCKSMA	25	50	9090171012491	201	31,00
SLAR111-124030	10	50	8059617675356	50	15,50
SLAR111-124040	10	50	9090171017045	50	15,50
SLDS-042240	6	24	9090171007381	207	15,50
SLY-030040	12	48	9090171010251	205	15,00
SML-1009040	1	5	9090171021141	177	38,50
SML-109040	1	24	9090171021097	177	8,50
SML-1509040	1	5	9090171021158	177	59,00
SML-2009040	1	5	9090171021165	177	77,00
SML-209040	1	24	9090171021103	177	13,00
SML-309040	1	12	9090171021110	177	15,50
SML-509040	1	6	9090171021127	177	21,50
SML-759040	1	6	9090171021134	177	29,00
SMLS-109040	1	24	9090171021936	177	21,50
SMLS-209040	1	24	9090171021943	177	26,50
SMLS-309040	1	12	9090171021950	177	29,00
SMLS-509040	1	6	9090171021967	177	36,00
SMO-162240	1	20	9090171015492	129	16,50
SMO-242740	1	20	9090171015485	129	24,00
SMON-162240	1	20	9090171015904	129	16,50
SMON-242740	1	20	9090171015911	129	24,00
SMR-161740	1	20	9090171015515	129	16,50
SMR-242240	1	20	9090171015508	129	24,00
SMRN-161740	1	20	9090171015928	129	16,50
SMRN-242240	1	20	9090171015935	129	24,00
SMS-161540	1	20	9090171015539	129	16,50
SMS-242240	1	20	9090171015522	129	24,00
SMSN-161540	1	20	9090171015942	129	16,50
SMSN-242240	1	20	9090171015959	129	24,00
SPD-043000	6	24	9090171023893	70	13,00
SPD-043030	6	24	9090171000702	70	13,00
SPD-043040	6	24	9022043040004	70	13,00
SPD-086000	6	24	9090171023909	70	17,50
SPD-086030	6	24	9090171000719	70	17,50
SPD-086040	6	24	9022108604004	70	17,50
SPD-109030	6	24	9090171000689	70	20,50
SPD-109040	6	24	9022109040009	70	20,50
SPD-141230	6	24	9090171000696	70	23,00
SPD-141240	6	24	9022114124008	70	23,00
SPD-181500	6	24	9090171023916	70	35,00
SPD-181540	6	24	9022118154001	70	35,00
SPF-091100	10	40	9090171011081	83	19,00
SPF-141400	10	40	9090171011098	83	26,50
SPF-171700	10	40	9090171011104	83	35,00
SPF-252400	10	20	9090171011111	83	48,00
SPFRSMA-121400	10	20	9090171012514	199	60,00
SPFRSMA-181900	10	20	9090171012521	199	77,00
SPFRSMA-181900	10	20	9090171012422	199	55,00
SPFRSMA-241900	10	20	9090171012439	199	54,00
SPL65-186040	1	25	9090171013788	72	20,50
SPL65-241240	1	25	9090171013795	72	25,00
SPL65-361540	1	25	9090171013801	72	33,50
SPPR-106040	1	10	9090171012538	74	24,00

COD.	INNER pz	MASTER pz	EAN	PAG.	€
SPPR-181240	1	10	9090171012545	74	31,00
SPPR-361240	1	10	9090171012552	74	45,50
SPPR-481540	1	6	9090171012569	74	57,50
SPPRV-106000	1	10	9090171022407	75	14,00
SPPRV-181200	1	10	9090171022414	75	19,00
SPPRV-206000	1	10	9090171022438	75	16,50
SPPRV-241500	1	6	9090171022421	75	26,50
SPPRV-361200	1	10	9090171012576	75	25,00
SPPRV-481500	1	6	9090171012583	75	34,00
SRSBT-203640	1	20	9090171019766	179	29,00
SRSBT-303640	1	20	9090171019773	179	38,50
SRSBT-503640	1	20	9090171019780	179	69,50
SRSOL-1009040	1	5	9090171020403	153	96,00
SRSOL-2009040	1	5	9090171020410	153	132,00
SRSOL-509040	1	10	9090171020397	153	74,50
STAND50	1	5	9090171007343	189	26,50
STB-186030	1	6	9090171001501	71	26,50
STB-186040	1	6	9090171001518	71	26,50
STB-361230	1	6	9090171001525	71	38,50
STB-361240	6	24	9090171001532	71	38,50
STB-451530	1	6	9090171001587	71	48,00
STB-451540	1	6	9090171001594	71	48,00
STB-601540	1	6	9090171019285	71	77,00
STEPS-041230	6	48	9090171023183	165	16,50
STEPS-041240	6	48	9090171023190	165	16,50
SUN-051100	1	6	9090171022681	167	72,00
SUN-056000	1	4	9090171022674	167	96,00
SUN-BASE	1	50	9090171022728	167	11,00
SUN-POLE25	1	50	9090171022704	167	17,00
SUN-SPK	1	50	9090171022711	167	11,00
SUN-WALL	1	10	9090171022698	167	23,00
SUNXL-204030	1	1	9090171023367	169	178,00
SUNXL-204040	1	1	9090171023374	169	178,00
SWSMA-1	1	4	9090171012460	200	50,50
SWSMA-2	1	4	9090171012477	200	54,00
SWSMA-3	1	4	9090171012484	200	62,50
T TMY-062540	10	50	9090171007367	206	6,50
TR-1411830BL	6	24	9090171022261	45	17,50
TR-1411840BL	6	24	9090171022278	45	17,50
TRCOB-047830	6	24	9090171022735	45	11,00
TRCOB-047830BL	6	24	9090171022742	45	12,00
TRCOB-047840	6	24	9090171022759	45	11,00
TRCOB-047840BL	6	24	9090171022766	45	12,00
TRCOB-057830BL	6	24	9090171017731	45	12,00
TRCOB-057840	6	24	9090171017748	45	12,00
TRCOB-0811830	6	24	9090171021691	45	15,00
TRCOB-0811830BL	6	24	9090171022377	45	15,50
TRCOB-0811840	6	24	9090171022834	45	15,00
TRCOB-0811840BL	6	24	9090171022384	45	15,50
TRD-1411830BL	6	24	9090171022247	45	19,50
TRD-1411840BL	6	24	9090171022254	45	19,50
TRIPDD160	1	6	9090171007091	189	36,00
TRS-057830BL	6	24	9090171009941	45	8,50
TRS-0811830BL	6	24	9090171009958	45	12,00
UDRBI-1010	1	12	9090171020144	139	53,00
UDRBI-1010	1	12	9090171020168	139	53,00
UDRGR-1010	1	12	9090171020175	139	53,00
UDRNE-1010	1	12	9090171020151	139	53,00
UDSBI-1010	1	12	9090171020106	139	53,00
UDSBI-2012	1	12	9090171020069	139	86,50
UDSCO-1010	1	12	9090171020120	139	53,00
UDSCO-2012	1	12	9090171020083	139	86,50
UDSGR-1010	1	12	9090171020137	139	53,00
UDSGR-2012	1	12	9090171020090	139	86,50
UDSNE-1010	1	12	9090171020113	139	53,00
UDSNE-2012	1	12	9090171020076	139	86,50
V X VTV-052427	50	200	9090171012163	50	2,00
XT-FC	1	200	9090171017472	214	1,00

CONDIZIONI GENERALI DI VENDITA

GENERALITÀ

Le condizioni generali di vendita, qui di seguito riportate, si intendono valide per qualsiasi ordine pervenuto alla ns. Azienda e costituiscono parte essenziale di ciascun ordine. Eventuali modifiche alle presenti clausole nonché eventuali condizioni particolari dovranno essere espressamente concordate per iscritto.

ORDINI

Le ordinazioni acquisite dalla nostra organizzazione di vendita sono soggette all'approvazione della ns. Azienda. Non si accettano ordini d'importo inferiore a € 500,00 + IVA. Ordini pervenuti con quantità inferiori agli standard indicati a listino, saranno automaticamente arrotondati all'imbello minimo, altrimenti non potranno essere gestiti.

TRASPORTO

La merce viaggia a rischio e pericolo del Committente il quale, nel proprio interesse, deve verificare, prima del ritiro, l'integrità dei colli e la quantità della merce ricevuta. Eventuali reclami dovranno essere avanzati direttamente al vettore al momento della consegna e comunicati anche alla ns. Azienda, come indicato al capitolo "Reclami".

CONSEGNE

I termini di consegna hanno carattere puramente indicativo e non hanno valore contrattuale. La spedizione viene effettuata unicamente con ns. corrieri convenzionati. La consegna si intende effettuata nel momento in cui la merce viene conferita al vettore. La consegna della merce con procedure d'urgenza e/o sponda idraulica, verrà effettuata solamente previa accettazione da parte dell'acquirente del costo aggiuntivo relativo al servizio richiesto. All'atto della consegna l'acquirente si impegna a verificare immediatamente e in presenza del vettore la conformità quantitativa e l'integrità dei colli inviati rispetto al D.D.T. e al packing-list, anche per consegne con pallets filmati.

GARANZIA

La ns. Azienda garantisce che i prodotti sono esenti da vizi o difetti di fabbricazione per un periodo di 2 anni decorrente dalla data di consegna dei medesimi al Cliente. La garanzia non opererà con riferimento a quei prodotti i cui difetti sono dovuti a:

- I** Danni causati durante il trasporto; (ad eccezione di quanto indicato al capitolo "Reclami").
- II** Lampade che presentino rotture di vetri (ad eccezione di quanto indicato al capitolo "Reclami").
- III** Un uso negligente o improprio degli stessi;
- IV** Inosservanza delle istruzioni della ns. Azienda riguardanti il funzionamento, manutenzione e conservazione dei prodotti;
- V** Riparazioni o modifiche apportate dal Cliente o da soggetti terzi senza la previa autorizzazione scritta della ns. Azienda.
- VI** In ogni caso il Cliente non potrà far valere i diritti di garanzia verso la ns. Azienda, se il prezzo dei Prodotti non sia stato corrisposto alle condizioni e nei termini pattuiti, anche nel caso in cui la mancata corresponsione del prezzo alle condizioni e nei termini pattuiti si riferisca a prodotti diversi da quelli per i quali il Cliente intende far valere la garanzia. La ns. Azienda non riconosce alcuna garanzia circa la conformità dei prodotti alle norme e ai regolamenti di Paesi che non rientrano o non appartengono all'Unione Europea.

RECLAMI

A condizione che il reclamo del Cliente sia coperto dalla garanzia e notificato nei termini sotto indicati, la ns. Azienda si impegnerà, a sua discrezione, a sostituire o riparare ciascun prodotto o le parti di questo che presentino vizi o difetti. Eventuali reclami devono essere inviati per iscritto alla ns. Azienda entro 8 giorni dal ricevimento della merce. Per reclami relativi a differenze quantitative o per colli danneggiati, o per rotture di vetri delle lampade, dovranno essere evidenziati sia nel D.D.T. che nella lettera di vettura del corriere, pena la non ns. accettazione del reclamo. Non sarà accettato nessun reclamo se non esclusivamente operato nel modo sopraindicato.

RESI MERCE

Eventuali prodotti difettosi potranno essere resi esclusivamente previa ns. autorizzazione, con le modalità che Vi saranno comunicate dall'ufficio contestazioni al momento della richiesta di reso. Previa iniziale valutazione telefonica, o eventuale ns. intervento diretto per la prima verifica, seguiranno istruzioni da parte della ns. Azienda per effettuare il reso. I resi autorizzati dovranno essere inviati ai magazzini, corredati di regolare D.D.T. e dei relativi estremi d'acquisto. Prodotti che hanno subito un utilizzo, anche parziale, non possono essere considerati difettosi; in questo caso si valuterà la convenienza della sostituzione del componente danneggiato, con spese a carico dell'acquirente. Si precisa che con il termine "materiale difettoso" è inteso qualsiasi prodotto che non abbia subito alcun utilizzo e che presenti evidenti anomalie di fabbricazione e/o di funzionamento. Non rientrano nel campo dei difettosi le lampade che presentano rotture di vetri. Altri prodotti potranno essere resi esclusivamente previa ns. autorizzazione, in porto franco, con le modalità che Vi saranno comunicate dall'ufficio contestazioni al momento della richiesta di reso ed accreditati al prezzo di acquisto dedotto un minimo del 10% per le spese di controllo, rimborso e riposizionamento a magazzino. Non potranno essere prese in considerazione richieste di resi di materiale la cui consegna risalga a più di 24 mesi prima della richiesta di restituzione, ed inoltre per articoli non presenti nell'attuale listino.

PAGAMENTI

I pagamenti devono essere eseguiti alla ns. Azienda, alla scadenza stabilita e per l'importo pattuito, ed indirizzati unicamente alla ns. sede amministrativa. In caso di ritardo del pagamento delle scadenze, anche parziale, oltre i termini concordati, l'Azienda si riserva la facoltà a sospendere successivi invii di merce. Saranno conteggiati gli interessi bancari per il ritardo sul pagamento concordato, secondo le modalità di legge in vigore.

PROPRIETÀ DELLA MERCE

La ns. Azienda rimane proprietaria della merce fino al completo pagamento della stessa da parte del Committente.

MISURE E DISEGNI

Le indicazioni di misure e disegni riguardanti la costruzione dei prodotti, le dimensioni, le caratteristiche tecniche e/o fotometriche, presenti su qualsiasi pubblicazione della ns. Azienda, sono da intendersi a puro titolo informativo e possono essere soggette a modifiche senza alcun preavviso. Per informazioni aggiornate sui prodotti, visitare il sito: www.century-italia.com.

RESPONSABILITÀ

I prodotti devono essere utilizzati e/o installati nel rispetto delle loro caratteristiche tecniche e delle istruzioni indicate, in osservanza delle disposizioni di sicurezza esistenti nel paese di utilizzo e/o d'installazione. La ns. Azienda declina ogni responsabilità per eventuali danni che possono, direttamente o indirettamente, derivare a persone, cose ed animali domestici, in conseguenza della mancata osservanza di tutte le prescrizioni indicate sui prodotti e/o sulle istruzioni per l'uso e/o per installazione. La ns. Azienda declina inoltre ogni responsabilità, qualora i prodotti fossero utilizzati per applicazioni speciali, o installati in posizioni per le quali si richiedesse l'ausilio di ponteggi, trabatelli o gru; non sono pertanto imputabili alla ns. Azienda costi di disinstallazione o sostituzione, in caso di eventuali difettosità dei prodotti.

PROPRIETÀ INTELLETTUALE

La ns. Azienda si riserva i diritti, il titolo e la proprietà intellettuale su documenti, disegni, fotografie e schede fornite al Cliente. Il Cliente non potrà utilizzare tale documentazione, senza previa autorizzazione scritta della ns. Azienda, per la realizzazione di propri cataloghi, volantini promozionali, siti web o qualunque altro mezzo divulgativo e/o pubblicitario.

FORO COMPETENTE

Per ogni controversia che dovesse sorgere tra la ns. Azienda ed il Committente, si intende eletto Foro competente quello della Ditta Venditrice.

GENERAL TERMS OF SALE

GENERAL INFORMATION

The general terms of sale below are valid for any order received from our Company and they are an essential part of each order. Any change to these clauses and any particular condition must be expressly agreed in writing.

ORDERS

Orders acquired by our sale team are subject to our Company approval. Orders received with quantities less than the listed standards will be automatically rounded to the minimum packaging, otherwise they will not be managed.

TRANSPORTATION

The goods travel is at Client risk. It's in his own interest to check, before withdrawal, the integrity of packages and quantity of received goods. Any complaint must be made directly to the carrier at delivery time and communicated to our Company, as stated in the chapter "Complaints".

DELIVERY

The terms of delivery are purely indicative and have no contractual value. The shipment is carried out only with our trusted couriers. The delivery is intended to be made at the time the goods are delivered to the carrier. The delivery of the goods with emergency procedures and/or hydraulic bank, will be carried out only after acceptance by the Client of the additional cost related to the requested service. At delivery time, the Client undertakes to check immediately the quantitative compliance and integrity of the received packages as mentioned on Transport Document and the packing-list, even for deliveries with filmed pallets.

WARRANTY

Our Company guarantees that the products are free of manufacturing defects for a period of 2 years from the date of delivery to the Client. The warranty will not cover products whose defects are due to:

- I** Damage caused during transport; [except what is described in the "Complaints" chapter].
- II** Lamps with broken glass [except what is described in the "Complaints" chapter].
- III** A negligent or improper use;
- IV** Non-compliance with the instructions of our Company regarding the use, maintenance and preservation of products;
- V** Repairs or changes made by the Client or third parties without the prior written permission of our Company.
- VI** In any case, the Client will not be able to claim the warranty rights to our Company if the price of the products has not been paid under the agreed terms and conditions, even if the non-payment refers to products different from those for which the Client intends to make guarantee. Our Company does not recognize any guarantee regarding products compliance with the rules and regulations of countries not belonging to the European Union.

COMPLAINTS

As long as the Client complaint is covered by the warranty and notified in the below terms, our Company will undertake at its discretion to replace or repair each defective product or component. Any written complaint must be received by our Company within 8 days from delivery. Complaints about quantitative differences or damaged packages, or for broken lamps, should be highlighted on the Transport Document and the courier's letter. Any other way will be not accepted.

RETURNS

All defective products can be returned after our permission only. Naturally it is necessary a first evaluation or check, then instructions from our Company to make the return will follow. Authorized returns must be sent to our warehouses with Transport Document and related purchase details. Products that have been used, even partially, cannot be considered defective; in this case, the convenience of replacing the damaged component will be evaluated, at Client cost. It should be noted that the term "defective" means any product that has not been used and has obvious manufacturing and/or operating anomalies. Broken glass lamps do not fall within the field of defectiveness. Other products can be returned by our permission only, freight prepaid, as communicated by the claim's office at the time of the request. The price paid for the product will be refunded except 10 % charged for control, repackaging and repositioning in stock. Requests for returns of goods delivered more than 24 months before the claim will not be considered.

PAYMENTS

Payments must be made to our Company at the fixed deadline for the agreed amount and addressed only to our administrative headquarters. In the event of a delay in the payment, even partial, beyond the agreed deadlines, the Company reserves the right to suspend subsequent deliveries of goods. Bank fee will be counted for the delay on the agreed payment according to the current legal arrangements.

PROPERTY OF GOODS

Our Company remains the owner of the goods until the Customer pays for them in full.

SIZES AND DESIGNS

Technical drawings related to the construction of products, dimensions, technical and/or photometric characteristics on any publication of our Company, have to be understood as informational and may be subject to change without any notice. For the latest product information, visit: www.century-italia.com.

RESPONSIBILITY

The products must be used and/or installed in accordance with their technical characteristics and instructions, in accordance with the safety regulation in the country of use and/or installation. Our Company disclaims any liability for any damage that may, directly or indirectly, result from people, things and pets, as a result of non-compliance with all the requirements stated on the products and/or instructions for use and/or for installation. Our Company also disclaims any responsibility if the products are used for special applications, or installed in locations for which scaffolding, beams or cranes are required; costs of uninstallation or replacement, in case of any product defect, are therefore not charged by our Company.

INTELLECTUAL PROPERTY

Our Company reserves the rights, title and intellectual property on documents, drawings, photographs and datasheets provided to the Client. The Client can't use this documentation – without prior written permission from our Company – for the creation of its own catalogues, promotional flyers, websites or any other means of dissemination and/or advertising.

PLACE OF JURISDICTION

For every dispute that arises between our Company and the Client, the place of jurisdiction is intended to be the Seller's one.

CENTURY® CONSUMER 2024

Century Italia Srl

Strada Tor Tre Ponti, 68
04100 Latina (LT), Italy

Tel. +39 0773 24 27 08
Fax +39 0773 24 27 09
info@century-italia.com
www.century-italia.com

Made by
Century Italia

Art Direction
Riccardo Loggia

Graphic Design and Photo Editing
Giammarco Alfio Formiconi
Marzio Termine
Chiara Berti

Technical Supervision
Manuel Miserina
Roberto De Marco
Claudio Poponessi

Printed in Italy
August 2023



Il presente documento potrebbe includere inesattezze tecniche o errori tipografici che verranno corretti a esclusiva discrezione di CENTURY® non appena rilevati. CENTURY® si riserva inoltre il diritto di variare i contenuti del catalogo in qualsiasi momento, senza preavviso. Con la tecnologia attuale non è possibile mostrare l'esatta qualità delle immagini dei prodotti come nella realtà. Le immagini presentate pertanto sono solo a scopo illustrativo e per finalità promozionali.

Tutti i contenuti presenti su questo documento, nonché il design dello stesso, appartengono unicamente a CENTURY® e sono protetti dalla normativa dettata in materia di tutela della proprietà intellettuale e del diritto d'autore. È pertanto vietato modificare, copiare, riprodurre, distribuire, trasmettere o diffondere senza autorizzazione ogni suo contenuto.

This document may include technical inaccuracies or typographical errors which will be corrected exclusively by CENTURY® as soon as detected. CENTURY® also reserves the right to change the contents of the catalog at a time, without notice. With current technology it is not possible to show the exact image quality of the products as in reality. The images presented are therefore for illustrative and promotional purposes only.

All the contents present on this same document, as well as the document by the same author, or individually to associated companies and are governed by the legislation on the protection of intellectual property and copyright. It is therefore forbidden to modify, reproduce, transmit or release any of its contents without authorization.



CENTURY ITALIA S.R.L.

Strada Tor Tre Ponti, 68 - 04100 - Latina (Lt) - Italy
Tel. +39 0773 24 27 08 - +39 0773 24 47 68 - Fax +39 0773 24 27 09
www.century-italia.com - info@century-italia.com



XCL-CON24



CENTURY®

Guidata da una fiamma di innovazione, CENTURY® si impone come un faro nel settore dell'illuminazione.

Con passo deciso, esploriamo nuovi orizzonti, dove la sostenibilità e il rispetto per l'ambiente si uniscono all'eccellenza del design. Sogniamo un futuro luminoso e lo rendiamo realtà, illuminando il mondo con una visione che brilla di speranza e bellezza.

Driven by a flame of innovation, CENTURY stands out like a lighthouse in lighting industry.

We explore fiercely new horizons, where sustainability and environment safeguard combine with design excellence. We dream of a brighter future and we make it happen, lighting up the world with a sparkling vision of hope and beauty.

CENTURY®

PHOTO INDEX

4

NEW PRODUCTS

8

ABOUT US

12

Century Italia è fornitore a livello internazionale di soluzioni illuminotecniche. Progettando e innovando continuamente, ci impegniamo a portare il meglio in ogni casa, famiglia e organizzazione per un mondo sempre più efficiente e sostenibile.

Century Italia is international supplier of lighting solutions. By continually designing and innovating, we are committed to bringing the best to every home, family and organization for an increasingly efficient and sustainable world.



century-italia.com

PANNELLI

16 - 47

PANNELLI

INCASSO

48 - 77

INCASSO

PLAFONIERE

78 - 93

PLAFONIERE

STRIP - PROFILI - PLAFONIERE

94 - 129

LINEARI

LOW BAY - HIGH BAY

130 - 151

INDUSTRIAL

PROIETTORI

152 - 171

PROIETTORI

STREET

172 - 185

STREET

OUTDOOR

SOLARI - GARDEN - DECORATIVO - CALPESTABILI

186 - 245

OUTDOOR

INDOOR

GESSI - DECORATIVO - TRACK LIGHT

246 - 289

INDOOR

EMERGENZA

290 - 293

EMERGENZA

WORK

294 - 297

WORK

SORGENTI

298 - 305

SORGENTI

PHOTO INDEX

PANNELLI



BACKLIGHT
18



ADVANCE 60x60
20



ADVANCE
22



IP65
24




PRISMATIZZATO
25



P-LINE
26



FALSO MODULO
27



RECESSED
28



P-TONDO
30



P-QUADRO
32




FRISBEE
34




PL-TONDO/QUADRO
36



PL-TONDO XL
38



FRAME
40



KIT PLAFONE
42



DRIVER
44



KIT EMERGENZA
45



INSTALLAZIONE
46



CONTROLLER
47

INCASSO




FUTURA PRO
50



FUTURA SHOP 95
54



FUTURA
55



ZETA-P
56



ZETA-SPA
60



SPOT65
62



SPOTFIVE
64



ZENO
66



COMFORT
68



ELIO
69



LINEA-R
70



MINIMAL
72




CITY FRAME
74



KLAK
76


PLAFONIERE



BLANCA PERLA
80



BLANCA SLIM
81




PRATIKA
82



OASI
84




OASI 65
86



PUSH & GO
87



PURA
88



OMNIA
90



SIMPLY
92

LINEARI

STRISCE



ACCÈNTO PRO AC95
96



ACCÈNTO PRO AC90
98



ACCÈNTO PRO IP67
100



ACCÈNTO PRO RGB+W
101



ACCÈNTO COB
102



MAGIC
104



ACCÈNTO RGB+W
105



ACCÈNTO 230V
106



ACCÈNTO
108



DRIVER
110



CONNECTORS
110



CONTROLLER
111

PHOTO INDEX

LINEARI
PROFILI



INCASSO
114



CARTONGESSO
116



SUPERFICIE
118



40°
120



SPECIALI
122



SCALE
124

LINEARI
PLAFONIERE



LINKY
126



STABILA
128

INDUSTRIAL



LUMENTOP
132



PRIMA
136



SUPERLIGHT
138



SUPREMA ROUND
140



SUPREMA ROUND-V
141



FULL VISION+
142



FULL VISION
143



EXTREMA 150
144



DISCOVERY
146



DISCOVERY MAX
148



MAXIMA
150

PROIETTORI




SIRIO SLIM
154



SIRIO BT
162



PORTEO
164




SMILE
166



D-MEMORY ASIMM.
168



HORIENTA12
170



RAINBOW
171

STREET



ZEUS
174



PLAZA
176



EVOSTREET
178



AREA
180



ZEROTONDO
182



CITYONE
183



LOTUS
184



PLOSE STREET
185




PLOSE
185

OUTDOOR
SOLARI



PROMETEO
188



ENERGY
190



SIRIO SOLAR
192



GIRASOLE
194



GENIUS
196




DVERSO
198




ARCADIA
200



DOMINO
202



STEP SOLAR
204



SUNNY
206




SUNNY XL
208



LEVANTE
210

PHOTO INDEX

OUTDOOR
DECORATIVO



UP & DOWN +
212



REVERSO
214




AXO
216



FORMA
218




PASEO
220




CORTÈS
222


OUTDOOR
GARDEN



BLAZE
224



DOBI
228



SPIKE LIGHT
229




FIESTA
230




FIESTA 230 V
231



BAMBOO
232



ALADINO
234




GAUDINO
234



PALADINO
234

OUTDOOR
CALPESTABILI



ARGO
236



PAVI
238



PAVI
240



MINI PAVI
242



PAVI GU10
243




DRIVER
245



CONNECTORS
245

INDOOR
GESSI



JESSY APPLIQUE
248




JESSY SQUARE
252




JESSY ROUND
256




KON170
258



ECLISSE
259



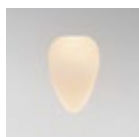
JESSY BOLLE
260



MIR0200
260



DALI310
260



SOFFIO
262

INDOOR
DECORATIVO



QUBE
264



RONDÒ
264



QUBE - RONDÒ - STYLO
266



ENFASI STYLO
268



ENFASI SQUARE
270



ENFASI ROUND
272



ESSENZA SQUARE
274



ESSENZA RONDÒ
276



ESSENZA ORIENTABILE
278

INDOOR
TRACK LIGHT



BINARY
281



CONNECTORS
282



REGIA MINI
284



REGIA SHOP GU10
286



REGIA SHOP 180
287



REGIA SHOP 95
288




REGIA SHOP LINEARE
289

PHOTO INDEX

EMERGENZA




SICURA LED
291



PRATIKA
292



LUMENTOP
292



CORTÈS
292



KIT EMERGENZA
293

WORK



REWORK
295



REWORK TREPPIEDI
295



JOLLY
297



STAND
297



TRIPOD
297

SORGENTI



FILAMENTO
299



SPOT
302



PROFESSIONAL
304

NEW



PANNELLI - BACKLIGHT
18




INCASSO - ZETA-P
56



INCASSO - ZETA-SPA
60



INCASSO - SPOT65
62



INCASSO - ELIO
69



PLAFONIERE - OASI
84



LINEARI - ACCÈNTO PRO AC95
96



LINEARI - ACCÈNTO COB
102



LINEARI - LINKY
126



INDUSTRIAL - LUMENTOP
132



INDUSTRIAL - PRIMA
136



INDUSTRIAL - SUPREMA ROUND-V
141



INDUSTRIAL - FULL VISION+
142



PROIETTORI - PORTEO
164



PROIETTORI - SMILE
166



STREET - ZEUS
174



STREET - PLAZA
176



STREET - AREA
180

NEW



STREET - CITYONE
183

WARM LIGHT



STREET - PLOSE STREET
185



OUTDOOR - PROMETEO
188



OUTDOOR - ENERGY
190



OUTDOOR - GIRASOLE
194



OUTDOOR - DOMINO
202

NEW WATT



OUTDOOR - STEP SOLAR
204



OUTDOOR - SUNNY
206




OUTDOOR - SUNNY XL
208



OUTDOOR - LEVANTE
210

NEW WATT



OUTDOOR - FORMA
218


TRICOLOR



OUTDOOR - BLAZE
224



OUTDOOR - BAMBOO
232



OUTDOOR - ARGO
236



WORK - REWORK
295

NEW WATT

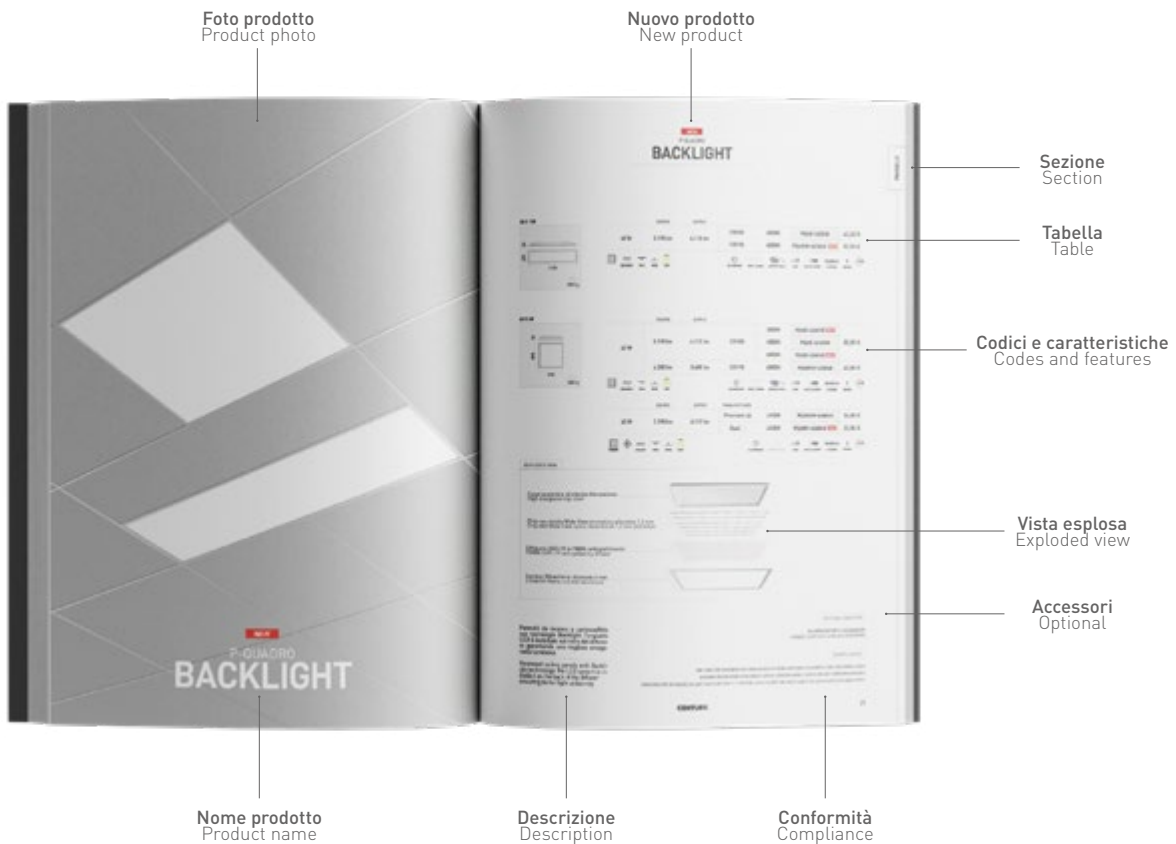


SORGENTI
299

A

LETTURA DEL CATALOGO

CATALOG READING



TABLE








30 X 120	Potenza	Flusso luminoso		Caratteristica	Colore luce	Nuovo codice		Prezzo
	Power	luminous flux		Feature	Power	Code	New code	Price
		SOURCE	OUTPUT					
<p>Tabella misure e peso Size and weight table</p>	40 W	5.190 lm	4.110 lm	CRI 80	4000K	PQAB-421240		45,50 €
					CRI 90	4000K	PQAB90-421240 NEW	
	<p>Caratteristiche tecniche Technical features</p>	<p>Vantaggi principali del prodotto Main advantages of the product.</p>						

I lumen sorgente sono misurati appena la luce esce dal diodo di emissione.
I lumen output sono misurati fuori dalla lampada considerando così le dispersioni causate dalle ottiche, dagli schermi e dalle riflessioni.
Source lumen are measured as light exits the emitting diode.
Output lumen are measured outside the lamp thus considering the dispersions caused by optics, screens and reflections.

Il presente documento potrebbe includere inesattezze tecniche o errori tipografici che verranno corretti ad esclusiva discrezione di CENTURY® non appena rilevati. CENTURY® si riserva inoltre il diritto di variare i contenuti del catalogo in qualsiasi momento, senza preavviso. Le misure, se non espressamente specificato, sono da considerarsi in millimetri. This document may include technical inaccuracies or typographical errors which will be corrected at CENTURY®'s sole discretion as soon as detected. CENTURY® also reserves the right to change the contents of the catalog at any time, without notice. The measurements, if not expressly specified, are to be considered in millimeters.


LEGENDA DEI SIMBOLI

SYMBOLS LEGEND

	Installazione a soffitto Ceiling installation		Binario, luce orientabile Track mounted, adjustable light		Classe energetica Energy class		Materiale di composizione della struttura Composition material of the structure
	Incasso a soffitto Ceiling recessed		Proiettore portatile Portable floodlight		Apparecchio con funzione di emergenza Luminaire with emergency function		Materiale di composizione della lente o diffusore Composition material of lens or diffuser
	Sospensione Suspension		Sorgente luminosa Light source		Alimentatore incluso Driver included		Struttura ad alta dissipazione di calore High heat dissipation structure
	Installazione a parete Wall installation		Doppia emissione Double emission		Alimentatore LIFUD professionale Professional LIFUD driver		Sensore di movimento integrato Integrated motion sensor
	Installazione a parete in mono emissione Single emission wall installation		Classe di isolamento I Protection class I		Grado di protezione IP Index of protection		Sensore crepuscolare integrato Integrated light sensor
	Installazione a parete in biemissione Double emission wall installation		Classe di isolamento II Protection class II		Indice di resistenza agli impatti meccanici Index of resistance to mechanical impacts		Pannello fotovoltaico monocristallino integrato Integrated monocrystalline photovoltaic panel
	Proiettore, luce orientabile Floodlight, adjustable light		Classe di isolamento III Protection class III		Conforme ai Criteri Ambientali Minimi Compliant with Minimum Environmental Criteria		Apparecchio con ottica Dark Light Luminaire with Dark Light optics
	Installazione su palo dritto Straight pole installation		Corrente alternata 220-240 V 50/60 Hz Alternating current 220-240 V 50/60 Hz		Ore di vita del LED LED Lifespan hours		Facile da installare Easy to install
	Installazione su palo curvo Curved pole installation		Corrente costante 24 V/DC Constant current 24 V/DC		Garanzia Warranty		Ultra slim
	Rotosimmetrico Rotosymmetrical		Trifase Three-phase		Indice unificato di abbagliamento Unified glare rating		Calpestabile Walkable
	Paletto da giardino Garden bollard		Dimmerabile Dimmable		Indice di resa cromatica Color rendering index		Altezza regolabile Adjustable height
	Picchetto, luce orientabile Spike, adjustable light		Dimmerabile con sistemi a taglio di fase Dimmable with Trailing-Edge systems		Tonalità RGB RGB color tones		Attacco del portalampada Lamp holder socket
	Calpestabile a 1,2 o 4 luci Walkable with 1,2 or 4 lights		Dimmerabile DALI-2 DALI-2 dimmable		Tonalità RGB + chip bianco dedicato RGB color tones + white LED chip		Verniciabile Paintable
	Calpestabile luce diretta Walkable direct light		Dimmerabile tramite pulsante Dimmable by switch-dim		Selettore del colore luce integrato Integrated color temperature selector		Collegabile Connectable







La solidità e la riconoscibilità del brand CENTURY® derivano dalla costante qualità dei prodotti, dalla capacità di innovare e dal saper guardare al domani con spirito sostenibile. Un'equipe di professionisti costantemente alla ricerca dell'eccellenza, sempre pronti ad esplorare nuovi luminosi orizzonti.

The solidity and recognizability of the CENTURY® brand derive from the constant quality of the products, the ability to innovate and the ability to look to the future with a sustainable spirit. A team of professionals constantly in search of excellence, always ready to explore new bright horizons.



Dal 1995 progettiamo e realizziamo soluzioni illuminotecniche che esprimono funzionalità, performance e design. Illuminare per noi vuol dire progettare prodotti all'avanguardia, in grado di coniugare ottime prestazioni e consistente risparmio energetico.


Since 1995 we have been designing and manufacturing lighting solutions that express functionality, performance and design. For us, lighting means designing cutting-edge products, capable of combining excellent performance and substantial energy savings.





I valori in cui crediamo sono il nostro marchio di fabbrica: IMPEGNO, INNOVAZIONE, SOSTENIBILITÀ e INTEGRITÀ. Rappresentano la nostra identità aziendale e ci guidano verso un futuro luminoso, dove ci impegniamo per superare le sfide, innovare, preservare l'ambiente e costruire relazioni basate sull'onestà e il rispetto reciproco.

The values we believe in are our trademark: COMMITMENT, INNOVATION, SUSTAINABILITY and INTEGRITY. Represent our corporate identity and guide us towards a bright future, in which we are committed to overcoming challenges, innovating, preserving the environment and building relationships based on honesty and mutual respect.



L'illuminazione di qualità cambia radicalmente la prospettiva con cui percepiamo il mondo.

Con le nostre soluzioni LED all'avanguardia, miriamo a valorizzare gli ambienti, enfatizzando le loro bellezze e creando esperienze visive uniche e coinvolgenti per tutti.

Our world perspective can totally change according to quality of lighting. We create the best LED solutions capable of enhancing the environment and its beauties.

With our cutting-edge LED solutions, we aim to accentuate the beauty of spaces, creating unique and engaging visual experiences for all.

CENTURY®

Da oltre 25 anni il tuo partner per l'illuminazione.
Your lighting partner for over 25 years.




century-italia.com



CHAPTER 1

PANNELLI

PANEL

BACKLIGHT **NEW**

ADVANCE

IP65

PRISMATIZZATO

P-LINE 40

FALSO MODULO

RECESSED

P-TONDO

P-QUADRO

FRISBEE

PL-TONDO/PL-QUADRO

PL-TONDO XL

ACCESSORIES

FRAME

KIT PLAFONE

DRIVER

EMERGENCY

INSTALLATION

CONTROLLER

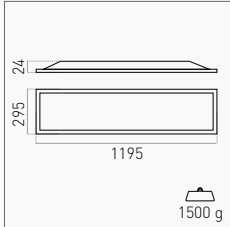
NEW

P-QUADRO

BACKLIGHT

NEW
P-QUADRO
BACKLIGHT

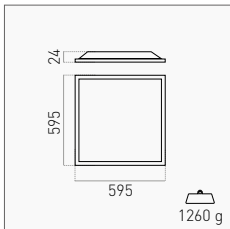
30 X 120



SOURCE		OUTPUT				
40 W	5.190 lm	4.110 lm	CRI 80	4000K	PQAB-421240	45,50 €
			CRI 90	4000K	PQAB90-421240 NEW	52,50 €



60 X 60



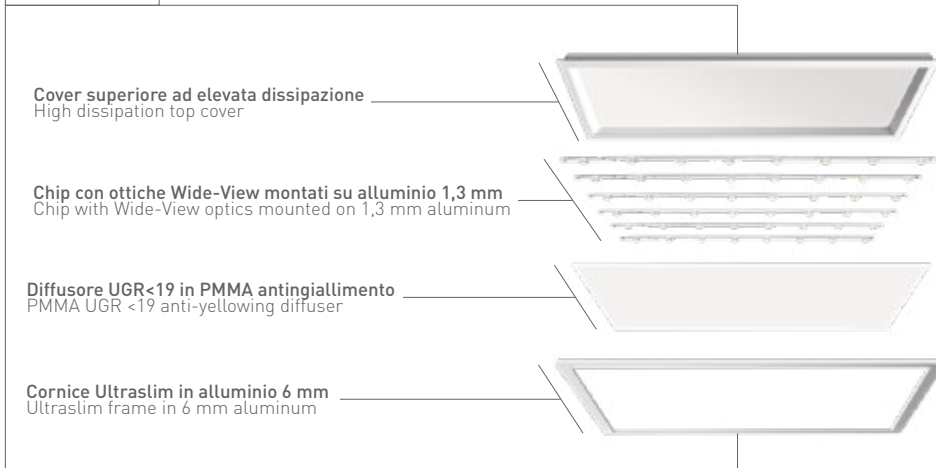
SOURCE		OUTPUT				
40 W	5.190 lm	4.110 lm	CRI 80	3000K	PQAB-426030 NEW	38,00 €
				4000K	PQAB-426040	
				6000K	PQAB-426060 NEW	
	4.300 lm	3.600 lm	CRI 90	4000K	PQAB90-426040	48,00 €



SOURCE		OUTPUT		PMMA DIFFUSER		
40 W	5.190 lm	4.110 lm	Prismatic ■	4000K	PQABUN-426040	36,00 €
			Opal □	4000K	PQABN-426040 NEW	26,50 €



EXPLODED VIEW



OPTIONAL PAG. 44-47

ALIMENTATORI E ACCESSORI
POWER SUPPLIES AND ACCESSORIES

COMPLIANCE

Pannelli da incasso a controsoffitto con tecnologia Backlight: l'impianto LED è installato sul retro del diffusore garantendo una migliore omogeneità luminosa.

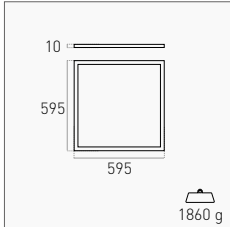
Recessed ceiling panels with Backlight technology: the LED system is installed on the back of the diffuser ensuring better light uniformity.

EMC DIRECTIVE 2014/30/EU | EN 55015:2013/A1:2015 | EN 61547:2009 | EN 61000 3-2:2014 | EN 61000 3-3:2013
LVD DIRECTIVE 2014/35/EU | EN 60598-1:2015+A1:2018 | EN 60598 2-2:2012 | EN 62471:2008 | EN 62493:2015
ROHS DIRECTIVE 2011/65/CE | IEC 62311-5:2013 | IEC 62321-7-1:2015 | IEC 62321-7-2:2017 | IEC 62321-4:2017 | IEC 62321-6:2015 | IEC 62321-8:2017

P-QUADRO
ADVANCE

P-QUADRO
ADVANCE

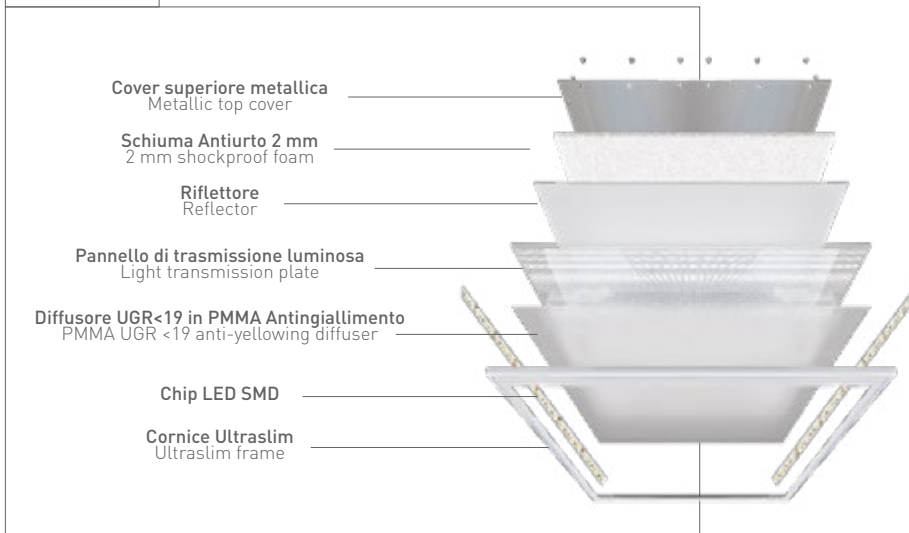
60 X 60



SOURCE		OUTPUT				
40 W	6.450 lm	4.300 lm	CRI 80	3000K	PQA-426030	52,50 €
				4000K	PQA-426040	
				6000K	PQA-426060	
38 W	4.300 lm	3.900 lm	CRI 90	3000K	PQA90-426030	61,00 €
				4000K	PQA90-426040	

SOURCE		OUTPUT				
38 W	4.300 lm	3.900 lm	CRI 80	4000K	PQAN-426040	40,50 €
			CRI 90	4000K	PQAN90-426040	48,00 €

EXPLODED VIEW



Pannelli dal design elegante e ultra sottili. Disponibili in diverse temperature di colore, con alimentatore incluso o opzionale. Assenza di raggi UV e IR, antisfarfallio.

Ultra thin panels with elegant design. Available in different color temperatures, included or optional power supply. UV and IR rays, flicker-free.

OPTIONAL PAG. 44-47

ALIMENTATORI E ACCESSORI
POWER SUPPLIES AND ACCESSORIES

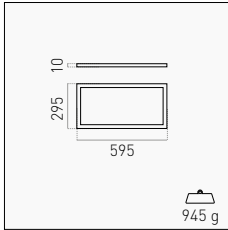
COMPLIANCE

EMC DIRECTIVE 2014/30/EU | EN 55015:2013/A1:2015 | EN 61547:2009 | EN 61000 3-2:2014 | EN 61000 3-3:2013
LVD DIRECTIVE 2014/35/EU | EN 60598-1:2015+A1:2018 | EN 60598 2-2:2012 | EN 62471:2008 | EN 62493:2015
ROHS DIRECTIVE 2011/65/CE | IEC 62311-5:2013 | IEC 62321-7-1:2015 | IEC 62321-7-2:2017 | IEC 62321-4:2017 | IEC 62321-6:2015 | IEC 62321-8:2017

P-QUADRO
ADVANCE

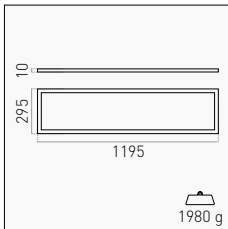
P-QUADRO
ADVANCE

30 X 60



SOURCE		OUTPUT		40,50 €
24 W	2.700 lm	1.700 lm	3000K	
			4000K	PQA-243040

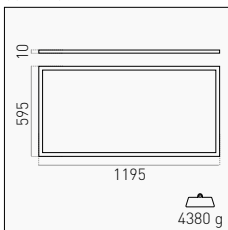
30 X 120



SOURCE		OUTPUT		65,00 €	
38 W	4.300 lm	3.900 lm	CRI 80		3000K
					4000K
38 W	4.300 lm	3.900 lm	CRI 90	3000K	PQA90-421230
					4000K

SOURCE		OUTPUT		48,00 €	
38 W	4.300 lm	3.900 lm	CRI 80		4000K
					4000K

60 X 120



SOURCE		OUTPUT		189,50 €
64 W	9.000 lm	7.900 lm	4000K	

OPTIONAL PAG. 44-47

ALIMENTATORI E ACCESSORI
POWER SUPPLIES AND ACCESSORIES

COMPLIANCE

Pannelli dal design elegante e ultra sottili. Disponibili in diverse temperature di colore, con alimentatore incluso o opzionale. Assenza di raggi UV e IR, antisfarfallio.

Ultra thin panels with elegant design. Available in different color temperatures, included or optional power supply. no UV and IR rays, flicker-free.

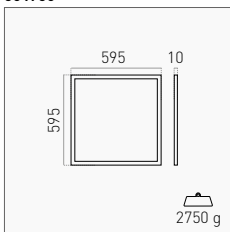
EMC DIRECTIVE 2014/30/EU | EN 55015:2013/A1:2015 | EN 61547:2009 | EN 61000 3-2:2014 | EN 61000 3-3:2013
LVD DIRECTIVE 2014/35/EU | EN 60598-1:2015+A1:2018 | EN 60598 2-2:2012 | EN 62471:2008 | EN 62493:2015
ROHS DIRECTIVE 2011/65/CE | IEC 6231-5:2013 | IEC 62321-7-1:2015 | IEC 62321-7-2:2017 | IEC 62321-4:2017 | IEC 62321-6:2015 | IEC 62321-8:2017

P-QUADRO 40 ADVANCE

IP65




60 X 60



OUTPUT

40 W	4.370 lm	4000K	PQA65-406040	151,00 €
220-240 V	IP65	IK05	120°	OPAL PMMA
			DRIVER INCL.	NO FLICKER
			30.000 H	3 YEARS



Ideale per ambienti medici, umidi o molto polverosi
Suitable for hospitals and humid/dusty environments

INCLUDED

ALIMENTATORE E CONNETTORI IP65
IP65 DRIVER AND CONNECTORS

COMPLIANCE

Pannello IP65 completamente protetto da polveri e liquidi. Struttura in alluminio robusto dall'elevata resistenza.

IP65 panel fully protected from dust and liquids. Sturdy aluminum structure with high resistance.

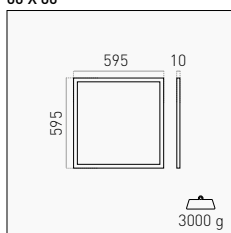
EMC DIRECTIVE 2014/30/EU | EN 55015:2013/A1:2015 | EN 61547:2009 | EN 61000 3-2:2014 | EN 61000 3-3:2013

LVD DIRECTIVE 2014/35/EU | EN 60598-1:2015+A1:2018 | EN 60598 2-2:2012 | EN 62471:2008 | EN 62493:2015

ROHS DIRECTIVE 2011/65/CE | IEC 6231-5:2013 | IEC 62321-7-1:2015 | IEC 62321-7-2:2017 | IEC 62321-4:2017 | IEC 62321-6:2015 | IEC 62321-8:2017

P-QUADRO 42U ADVANCE
PRISMATIZZATO

60 X 60



OUTPUT					
42 W	3.950 lm	4000K	PQ42U-426040	66,00 €	
220-240 V	IP43	IP20	IK02	120°	PRISMATIC PMMA DRIVER INCL. <19 NO FLICKER 30.000 H 3 YEARS

OPTIONAL PAG. 44-47

ALIMENTATORI E ACCESSORI
 POWER SUPPLIES AND ACCESSORIES



KIT INSTALLAZIONE A SOSPENSIONE
 SUSPENSION INSTALLATION KIT

KIT-PQ40 11,00 €

COMPLIANCE

Pannello led dall'elevato comfort visivo garantito da alimentatore Flicker-free e modulo prismatico.

Led panel with excellent visual comfort ensured by flicker-free driver and prismatic module.

EMC DIRECTIVE 2014/30/EU | EN 55015:2013/A1:2015 | EN 61547:2009 | EN 61000 3-2:2014 | EN 61000 3-3:2013

LVD DIRECTIVE 2014/35/EU | EN 60598-1:2015-A1:2018 | EN 60598 2-2:2012 | EN 62471:2008 | EN 62493:2015

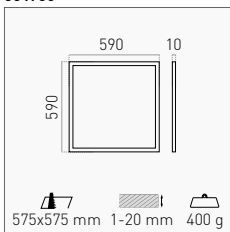
ROHS DIRECTIVE 2011/65/CE | IEC 6231-5:2013 | IEC 62321-7-1:2015 | IEC 62321-7-2:2017 | IEC 62321-4:2017 | IEC 62321-6:2015 | IEC 62321-8:2017

CORNICE LUMINOSA
P-LINE 40











FILO LUCE



60 X 60



	SOURCE	OUTPUT		
	36 W	4.500 lm	3.500 lm	4000K
				PL-406040
				51,50 €

									
	220-240 V	IP20	120°		ALUMINUM	FILO LUCE	DRIVER INCL.	NO FLICKER	3 YEARS

OPTIONAL PAG. 44-47

ALIMENTATORI E ACCESSORI
 POWER SUPPLIES AND ACCESSORIES



KIT INSTALLAZIONE A SOSPENSIONE
 SUSPENSION INSTALLATION KIT

KIT-PQ40 11,00 €

COMPLIANCE

Cornice LED ad alta luminosità per un effetto filoluce di altissimo livello. Fissaggio a incasso o a sospensione tramite kit opzionale. Driver antisfarfallio LIFUD incluso.

High-brightness frame panel for an high-level flush-of-light effect. Recessed or suspended fixing using an optional kit. Flicker-free LIFUD driver included.

EMC DIRECTIVE 2014/30/EU | EN 55015:2013/A1:2015 | EN 61547:2009 | EN 61000 3-2:2014 | EN 61000 3-3:2013

LVD DIRECTIVE 2014/35/EU | EN 60598-1:2015+A1:2018 | EN 60598 2-2:2012 | EN 62471:2008 | EN 62493:2015

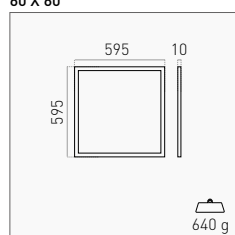
ROHS DIRECTIVE 2011/65/CE | IEC 6231-5:2013 | IEC 62321-7-1:2015 | IEC 62321-7-2:2017 | IEC 62321-4:2017 | IEC 62321-6:2015 | IEC 62321-8:2017

PANNELLO

FALSO MODULO

SKYLINE

60 X 60



PQAFM-6060

20,50 €

IP20

Ideale per lucernai
Suitable for skylights

Sistema d'illuminazione passivo che cattura la luce ambientale/solare sovrastante. Diffonde in maniera ottimale la luce naturale e permette di risparmiare sui costi energetici.

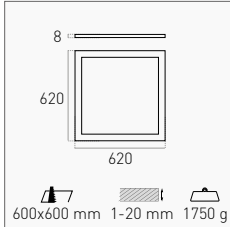
Passive lighting system throughout ambient / solar light above. It diffuses natural light for energy saving cost.



P-QUADRO
RECESSED

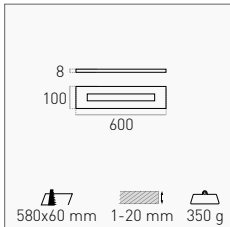
P-QUADRO
RECESSED

62 X 62



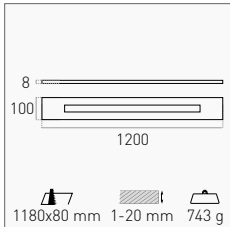
SOURCE		OUTPUT		61,00 €
42 W	4.600 lm	3.700 lm	3000K	
			4000K	PQR-406240

60 X 10



OUTPUT		35,00 €
18 W	700 lm	
		4000K

120 X 10



OUTPUT		54,00 €
36 W	1.476 lm	
		4000K

FOCUS

Cornice invisibile, solo 1 mm di spessore
Invisible frame, only 1 mm thickness

INCLUDED



CLIP PER INSTALLAZIONE A SCOMPARSA
CLIP FOR CONCEALED INSTALLATION

OPTIONAL PAG. 44-47

ALIMENTATORI E ACCESSORI
POWER SUPPLIES AND ACCESSORIES

COMPLIANCE

Pannello LED con design innovativo e effetto a scomparsa, per applicazioni in cartongesso. Cornice ultrasottile di solo 1 mm di spessore. Alimentatore esterno in dotazione, privo di raggi UV e IR.

LED panel with innovative design and concealed effect, for plaster-board applications. Ultra-thin frame, only 1 mm thickness. External power supply included. UV and IR rays free.

EMC DIRECTIVE 2014/30/EU | EN 55015:2013+A1:2015 | EN 61547:2009 | EN 61000 3-2:2014 | EN 61000 3-3:2013

LVD DIRECTIVE 2014/35/EU | EN 60598-1:2015+A1:2018 | EN 60598 2-2:2012 | EN 62471:2008 | EN 62493:2015

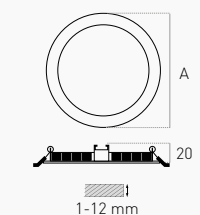
ROHS DIRECTIVE 2011/65/CE | IEC 6231-5:2013 | IEC 62321-7-1:2015 | IEC 62321-7-2:2017 | IEC 62321-4:2017 | IEC 62321-6:2015 | IEC 62321-8:2017



INCASSO
P-TONDO

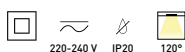
PANNELLI INCASSO
P-TONDO

P-TONDO

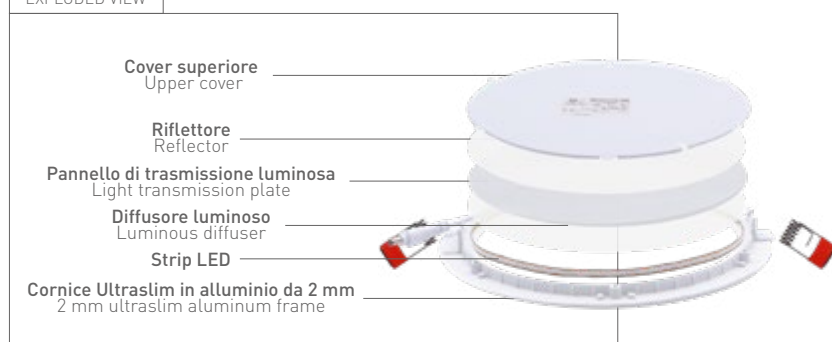


	A mm	mm	g
3 W	Ø85	Ø70	112
6 W	Ø117	Ø105	142
9 W	Ø147	Ø130	181
12 W	Ø170	Ø155	236
18 W	Ø225	Ø205	373
24 W	Ø300	Ø280	580

	SOURCE	OUTPUT			
3 W	260 lm	180 lm	3000K	PT-038530	9,50 €
			4000K	PT-038540	
6 W	550 lm	400 lm	3000K	PT-061230	12,00 €
			4000K	PT-061240	
9 W	780 lm	600 lm	3000K	PT-091430	14,00 €
			4000K	PT-091440	
12 W	1.100 lm	960 lm	3000K	PT-121730	15,50 €
			4000K	PT-121740	
18 W	1.800 lm	1.440 lm	3000K	PT-182230	20,50 €
			4000K	PT-182240	
24 W	2.350 lm	1.920 lm	3000K	PT-243030	30,00 €
			4000K	PT-243040	



EXPLODED VIEW



OPTIONAL PAG. 44-47

ALIMENTATORI E ACCESSORI
POWER SUPPLIES AND ACCESSORIES

COMPLIANCE

Ottica antiabbaglio, alimentatore esterno in dotazione, assenza di raggi UV e IR.
Design elegante ultrasottile.

Anti-glare optics, external power supply included, UV and IR rays free.
Ultra-thin elegant design.

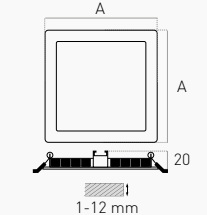
EMC DIRECTIVE 2014/30/EU | EN 55015:2013+A1:2015 | EN 61547:2009 | EN 61000-3-2:2014 | EN 61000-3-3:2013
LVD DIRECTIVE 2014/35/EU | EN-60598-1:2015+A1:2018 | EN-60598-2-2:2011 | IEC 60598-1:2014 | EN 62493:2015
ROHS DIRECTIVE 2011/65/CE | IEC 6231-5:2013 | IEC 62321-7-1:2015 | IEC 62321-7-2:2017 | IEC 62321-4:2017 | IEC 62321-6:2015 | IEC 62321-8:2017



INCASSO
P-QUADRO

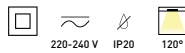
PANNELLI INCASSO
P-QUADRO

P-QUADRO



	A mm	7 mm	g
3 W	85	65x65	138
6 W	120	100x100	188
9 W	145	130x130	244
12 W	172	155x155	280
18 W	225	205x205	455
24 W	300	280x280	550

	SOURCE	OUTPUT			
3 W	260 lm	180 lm	3000K	PQ-038530	11,00 €
			4000K	PQ-038540	
6 W	550 lm	400 lm	3000K	PQ-061230	13,00 €
			4000K	PQ-061240	
9 W	780 lm	600 lm	3000K	PQ-091430	15,50 €
			4000K	PQ-091440	
12 W	1.100 lm	960 lm	3000K	PQ-121730	18,00 €
			4000K	PQ-121740	
18 W	1.800 lm	1.440 lm	3000K	PQ-182230	20,50 €
			4000K	PQ-182240	
24 W	2.350 lm	1.920 lm	3000K	PQ-243030	32,50 €
			4000K	PQ-243040	



Ottica antiabbaglio, alimentatore esterno in dotazione, assenza di raggi UV e IR.
Design elegante ultrasottile.

Anti-glare optics, external power supply included, UV and IR rays free.
Ultra-thin elegant design.

OPTIONAL PAG. 44-47

ALIMENTATORI E ACCESSORI
POWER SUPPLIES AND ACCESSORIES

COMPLIANCE

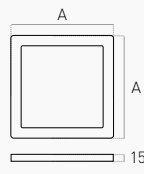
EMC DIRECTIVE 2014/30/EU | EN 55015:2013 | EN 61547:2009 | EN 61000-3-2:2014 | EN 61000-3-3:2013
LVD DIRECTIVE 2014/35/EU | EN 60598-1:2015+A1:2018 | EN 60598-2 -2:2011 | IEC 60598-1:2014 | EN 62493:2015
ROHS DIRECTIVE 2011/65/CE | IEC 62311-5:2013 | IEC 62321-7-1:2015 | IEC 62321-7-2:2017 | IEC 62321-4:2017 | IEC 62321-6:2015 | IEC 62321-8:2017



INCASSO/PLAFONE
FRISBEE

INCASSO/PLAFONE
FRISBEE

SQUARE




	A mm	mm	g
12 W	180	65 – 155	335
18 W	230	65 – 205	504

		OUTPUT		
12 W	960 lm	3000K	FRBS-121830	32,50 €
		4000K	FRBS-121840	
18 W	1.440 lm	3000K	FRBS-182330	37,00 €
		4000K	FRBS-182340	



2-in-1 INSTALLATION ADJUSTABLE ULTRASLIM ALUMINUM OPAL PMMA DRIVER INCL.

ROUND



	A mm	mm	g
12 W	Ø180	Ø65 – Ø155	216
18 W	Ø230	Ø65 – Ø205	346

		OUTPUT		
12 W	960 lm	3000K	FRB-121830	31,00 €
		4000K	FRB-121840	
18 W	1.440 lm	3000K	FRB-182330	33,50 €
		4000K	FRB-182340	



2-in-1 INSTALLATION ADJUSTABLE ULTRASLIM ALUMINUM OPAL PMMA DRIVER INCL.

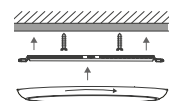
2-IN-1 INSTALLATION

1. INCASSO RECESSED



FISSAGGIO A INCASSO TRAMITE MOLLE REGOLABILI
RECESSED MOUNTING WITH ADJUSTABLE SPRINGS

2. PLAFONE CEILING



FACILE INSTALLAZIONE A PLAFONE TRAMITE STAFFA
EASY CEILING INSTALLATION WITH BRACKET

COMPLIANCE


Duplice soluzione di fissaggio a incasso e plafone, design elegante e compatto, solo 15 mm di spessore. Driver integrato antisfarfallio.

Dual recessed and ceiling mounting solution, elegant and compact design, only 15 mm thickness. Flicker-free driver included.

EMC DIRECTIVE 2014/30/EU | EN 55015:2013+A1:2015 | EN 61547:2009 | EN 61000-3-2:2014 | EN 61000-3-3:2013

LVD DIRECTIVE 2014/35/EU | EN 60598-1:2015+A1 | EN 60598-2-2:2012 | EN 62471:2008 | EN 62493:2015

ROHS DIRECTIVE 2011/65/CE | IEC 62311-5:2013 | IEC 62321-7-1:2015 | IEC 62321-7-2:2017 | IEC 62321-4:2017 | IEC 62321-6:2015 | IEC 62321-8:2017

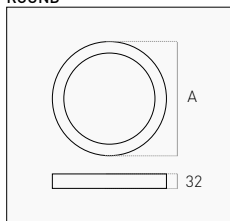


PLAFONE
PL-TONDO / PL-QUADRO

PANNELLI PLAFONE

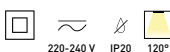
PL-TONDO / PL-QUADRO

ROUND

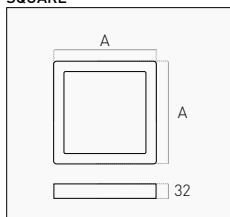


	A mm	g
18 W	Ø220	408
24 W	Ø300	672

	SOURCE	OUTPUT		
18 W	1.800 lm	1.440 lm	3000K	PTP-182230
			4000K	PTP-182240
24 W	2.350 lm	1.920 lm	3000K	PTP-243030
			4000K	PTP-243040

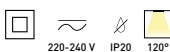


SQUARE



	A mm	g
18 W	225	519
24 W	300	827

	SOURCE	OUTPUT		
18 W	1.800 lm	1.440 lm	3000K	PQP-182230
			4000K	PQP-182240
24 W	2.350 lm	1.920 lm	3000K	PQP-243030
			4000K	PQP-243040



OPTIONAL PAG. 44-47

ALIMENTATORI E ACCESSORI
POWER SUPPLIES AND ACCESSORIES

COMPLIANCE

Pannello circolare e quadrato con montaggio a plafone dal design elegante. Driver antisfarfallio incluso.

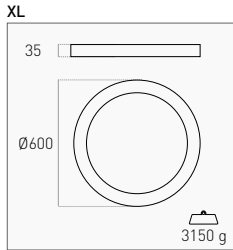
Circular and square ceiling-mounted panels with an elegant design. Flicker-free driver included.

EMC DIRECTIVE 2014/30/EU | EN 55015:2013+A1:2015 | EN 61547:2009 | EN 61000-3-2:2014 | EN 61000-3-3:2013
LVD DIRECTIVE 2014/35/EU | EN-60598-1:2015+A1:2018 | EN-60598-2-2:2011 | IEC 60598-1:2014 | EN 62493:2015
ROHS DIRECTIVE 2011/65/CE | IEC 62311-5:2013 | IEC 62321-7-1:2015 | IEC 62321-7-2:2017 | IEC 62321-4:2017 | IEC 62321-6:2015 | IEC 62321-8:2017



PLAFONE
PL-TONDO XL

PLAFONE
PL-TONDO XL



SOURCE		OUTPUT			
48 W	5.400 lm	4.500 lm	4000K	PTP-486040	129,50 €
220-240 V	IP20	120°		ALUMINUM	OPAL PMMA
					DRIVER INCL.

Pannello Led Circolare con struttura a plafone installabile a parete e a sospensione mediante accessorio. Driver antisfarfallio incluso.

LED circular ceiling-mounted panel, it can be mounted as a suspension through a specific accessory. Flicker-free driver included.

OPTIONAL PAG. 46



KIT INSTALLAZIONE A SOSPENSIONE
 SUSPENSION INSTALLATION KIT

KIT-PQ40	11,00 €
-----------------	---------

COMPLIANCE

EMC DIRECTIVE 2014/30/EU | EN 55015:2013+A1:2015 | EN 61547:2009 | EN 61000-3-2:2014 | EN 61000-3-3:2013
 LVD DIRECTIVE 2014/35/EU | EN-60598-1:2015+A1:2018 | EN-60598-2-2:2011 | IEC 60598-1:2014 | EN 62493:2015
 ROHS DIRECTIVE 2011/65/CE | IEC 6231-5:2013 | IEC 62321-7-1:2015 | IEC 62321-7-2:2017 | IEC 62321-4:2017 | IEC 62321-6:2015 | IEC 62321-8:2017

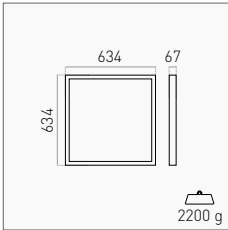


KIT PLAFONE
FRAME

KIT PLAFONE FRAME

ACCESSORIES

PANEL 60 X 60

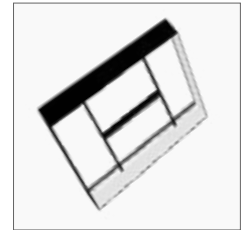


IN	OUT		
White <input type="checkbox"/>	White <input type="checkbox"/>	KIT-PLFSB	65,00 €
	Black <input checked="" type="checkbox"/>	KIT-PLFSN	

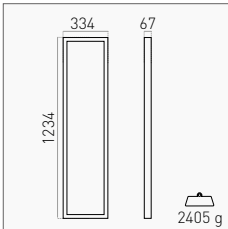
IP20 ALUMINUM 5 YEARS

COMPATIBLE WITH

PQA-426030 | PQA-426040 | PQA-426060 | PQA90-426030
PQA90-426040 | PQAN-426040 | PQ42U-426040



PANEL 30 X 120



IN	OUT		
White <input type="checkbox"/>	White <input type="checkbox"/>	KIT-PLFS120B	74,50 €
	Black <input checked="" type="checkbox"/>	KIT-PLFS120N	

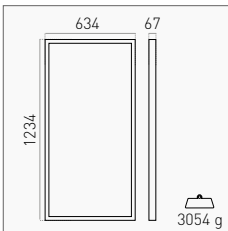
IP20 ALUMINUM 5 YEARS

COMPATIBLE WITH

PQA-421230 | PQA-421240 | PQA90-421230 | PQA90-421240



PANEL 60 X 120

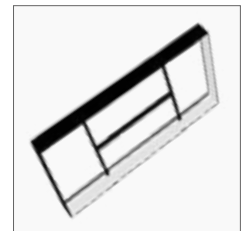


IN	OUT		
White <input type="checkbox"/>	Black <input checked="" type="checkbox"/>	KIT-PLFS60120N	117,50 €

IP20 ALUMINUM 5 YEARS

COMPATIBLE WITH

PQA-646040



FOCUS

Elegante cornice in alluminio con finitura bianca o nera
Elegant aluminum frame with white or black finish

Elegante cornice in alluminio, ideale per trasformare un pannello LED in una plafoniera di design. Pannello LED non incluso.

Elegant aluminum frame, able to transform a LED panel in a stylish ceiling light. LED panel not included.

INCLUDED




STAFFA PER INSTALLAZIONE
INSTALLATION BRACKET

OPTIONAL PAG. 46



KIT INSTALLAZIONE A SOSPENSIONE
SUSPENSION INSTALLATION KIT

KIT-PQ40 11,00 €

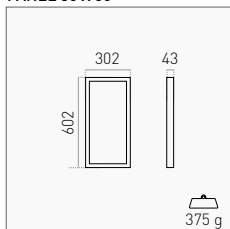


ACCESSORIES
KIT PLAFONE

ACCESSORIES

KIT PLAFONE

PANEL 30 X 60



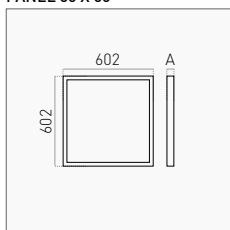
COMPATIBLE WITH

White <input type="checkbox"/>	Advance	KIT-PLF3060	14,50 €
--------------------------------	---------	--------------------	---------

IP20 ALUMINUM



PANEL 60 X 60



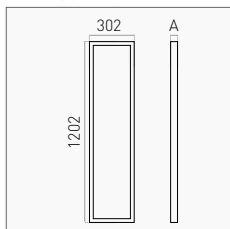
A COMPATIBLE WITH

White <input type="checkbox"/>	43	480	Advance	KIT-PLF	21,50 €
	70	778	Backlight	KIT-PLFB	26,50 €

IP20 ALUMINUM




PANEL 30 X 120



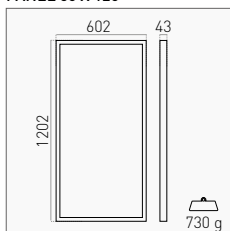
A COMPATIBLE WITH

White <input type="checkbox"/>	43	650	Advance	KIT-PLF120	24,00 €
	70	1015	Backlight	KIT-PLFB120	35,00 €

IP20 ALUMINUM



PANEL 60 X 120



COMPATIBLE WITH

White <input type="checkbox"/>	Advance	KIT-PLF12060	26,50 €
--------------------------------	---------	---------------------	---------

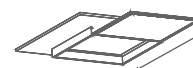
IP20 ALUMINUM



Cornice in alluminio con finitura bianca, ideale per trasformare pannelli LED in plafoniere. Pannello LED non incluso.

Aluminum frame with white finish, able to transform LED panels into ceiling lights. LED panel not included.

TECHNICAL NOTES

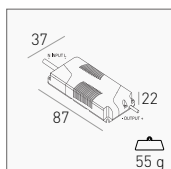


MONTAGGIO FACILITATO AD INNESTO RAPIDO
EASY MOUNTING WITH QUICK CONNECTION

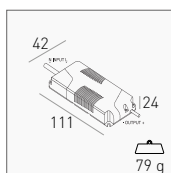
ACCESSORIES DRIVER

NOT DIMMABLE

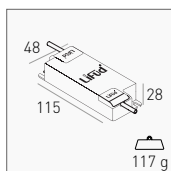
IP20



		INPUT	OUTPUT		
12 W	300 mA ± 5%	220-240 V/AC	38 V/DC	RDPQ12	9,50 €

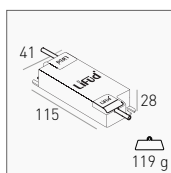


		INPUT	OUTPUT		
18 W	300 mA	220-240 V/AC	54 V/DC	RDPQ18	9,50 €
24 W	600 mA ± 5%	220-240 V/AC	36 V/DC	RDPQ24	11,00 €
			24-42 V/DC	RDPQA24	13,00 €



		INPUT	OUTPUT		
38 W	950 mA ± 5%	220-240 V/AC	33-40 V/DC	RDPQA42	24,00 €
	1000 mA	220-240 V/AC	33-40 V/DC	RDPQA42120	19,00 €

5 YEARS

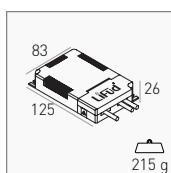


		INPUT	OUTPUT		
64 W	850 mA ± 5%	220-240 V/AC	33-40 V/DC	RDPQA64	23,00 €

5 YEARS

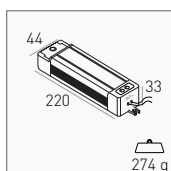
DIMMABLE

IP20



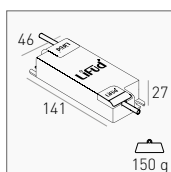
		INPUT	OUTPUT	PROTOCOL		
42 W	850-1050 mA (CC)	220-240 V/AC MAX 0.3 A	25-40 V/DC	1-10 V	DRIMPQ42	43,00 €

5 YEARS



		INPUT	OUTPUT	PROTOCOL		
42 W	1050 mA ± 5%	170-265 V/AC	30-44 V/DC	10% - 100%	DRIMPQ40	50,50 €

TRAILING EDGE



		INPUT	OUTPUT	PROTOCOL		
40 W	550-1050 mA	220-240 V/AC MAX 0.3 A	20-42 V/DC	DALI 2 - PUSH	DRIMPQ42D	54,00 €

5 YEARS

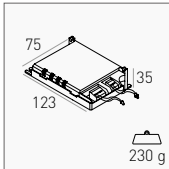
DALI 2 - PUSH DIM

Funzione multicorrente 550-1050 mA per alimentare diverse tipologie di apparecchi LED
550-1050 mA multi-current function for different types of LED luminaires

T. N.

ACCESSORIES EMERGENCY

KIT 2 H



EMERGENCY	INPUT	OUTPUT	BATTERY		
MAX 3 W	220-240 V/AC	10-90 V/DC 50 mA	Ni-CD 7.2 V/DC 1.000 mAh	KIT-EMG2	50,50 €

2 h 24 h
EMERGENCY RECHARGE IP20

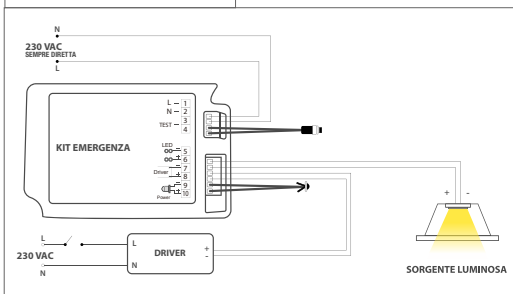
COMPATIBLE WITH

FUTURA ADVANCE FTA 8 W - 32 W
 FUTURA PRO FTP 10 W | 15 W | 20 W | 28 W | 35 W
 ZENO ZNS 10 W | 16 W | 32 W - ZNR 10 W | 16 W | 32 W
 P-QUADRO / P-TONDO PT/PQ 12 W - 24 W | PQP/PTP 18 W - 24 W [ELECTRONIC ONLY]
 P-LINE 40
 P-QUADRO 42U
 P-QUADRO ADVANCE PQA 24 W | 42 W | 80 W | KIT-PQA 40 W | PQAN 40 W | PQAM

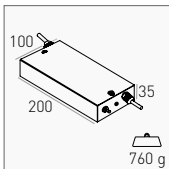
TECHNICAL NOTES

INDICATORE LED E TEST SWITCH INCLUSI
 UTILIZZABILE SU QUALSIASI APPARECCHIO CON DRIVER SEPARATO
 LED INDICATOR AND TEST SWITCH INCLUDED
 CAN BE USED ON ANY DEVICE WITH SEPARATE DRIVER

WIRING DIAGRAMS



KIT 3 H



EMERGENCY	INPUT	OUTPUT	BATTERY		
3-5 W	110-265 V/AC	12-60 V/DC 100 mA	Ni-CD 6 V/DC 3.000 mAh	KIT-EMG	77,00 €

3 h 24 h
EMERGENCY RECHARGE IP20

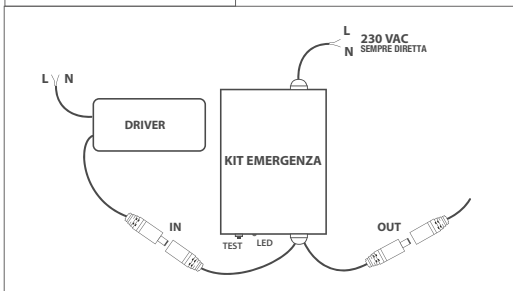
COMPATIBLE WITH

FUTURA ADVANCE FTA 8 W - 32 W
 FUTURA SHOP 95 FTS 30 W | 60 W
 P-LINE 40
 P-QUADRO 42U
 P-QUADRO ADVANCE PQA 24 W | 42 W | 80 W | KIT-PQA 40 W | PQAN 40 W | PQAM

TECHNICAL NOTES

INDICATORE LED E TEST SWITCH INCLUSI
 UTILIZZABILE SU QUALSIASI APPARECCHIO CON DRIVER SEPARATO
 LED INDICATOR AND TEST SWITCH INCLUDED
 CAN BE USED ON ANY DEVICE WITH SEPARATE DRIVER

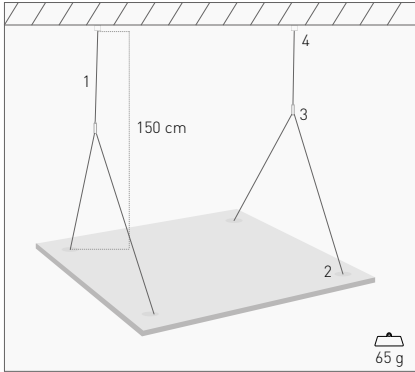
WIRING DIAGRAMS



ACCESSORIES

INSTALLATION

KIT SOSPENSIONE SUSPENSION



COMPATIBLE WITH

PQ42U 42 W - PQA 24 W / 38 W / 80 W - FRAME	KIT-PQ40	11,00 €
P-LINE 40 PL-406040	KIT-PLINE	8,00 €

INCLUDED

1. CAVI IN ACCIAIO STEEL CABLES 

2. VITI PER FISSAGGIO AL PANNELLO SCREWS FOR FIXING TO THE PANEL 

3. PASSACAVI AUTOCABLANTI SELF-WIRING CABLE GLANDS 

4. FERMACAVI CON FILETTATURA PER STAFFA CABLE CLAMP WITH THREAD FOR BRACKET 

KIT CLIP CARTONGESSO PLASTERBOARD

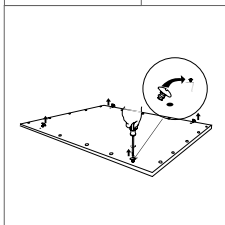


COMPATIBLE WITH

PQ42U 42 W - PQA 24 W / 38 W	KIT-CLIP	11,00 €
------------------------------	-----------------	---------

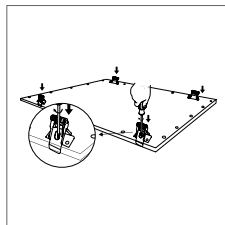
 STEEL

INSTALLATION



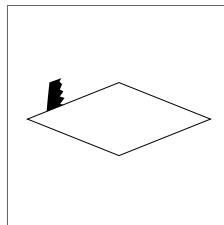
Svitare le viti evidenziate dai quattro angoli del pannello LED.

Unscrew the highlighted screws from the four corners of the LED Panel.



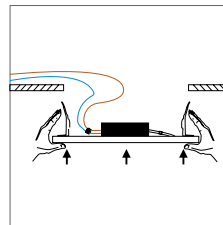
Posizionare le molle in posizione e reinstallare le quattro viti. (Le viti devono essere inserite attraverso il foro centrale della clip).

Place the springs in position and reinstall the four screws. (The screws must be inserted through the center hole of the clip).



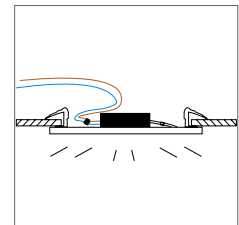
Tagliare un foro nel soffitto.

Cut a hole in the ceiling.



Collegare il LED Driver a corrente alternata di rete. Spingere il Pannello nella cavità del soffitto con le molle in rilievo.

Connect the LED Driver to AC mains power. Push the LED Panel into the ceiling cavity with the springs raised.



Installazione Completata.

Complete installation.

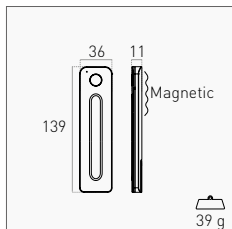
TECHNICAL NOTES

KIT DI FISSAGGIO IN ACCIAIO PER INSTALLAZIONI SPECIFICHE SU CARTONGESSO
STEEL FIXING KIT FOR SPECIFIC INSTALLATIONS ON PLASTERBOARD

ACCESSORIES

CONTROLLER

TOUCH REMOTE RF



OUTPUT	BATTERY		
RF [2.4 GHz]	1 x CR2032	CTLRF	41,00 €

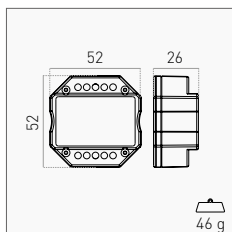
IP20 30 m 0-100% 5
 MAX DISTANCE TOUCH SLIDE MAGNETIC YEARS

TECHNICAL NOTES

TELECOMANDO RF TOUCH SLIDE CON SUPPORTO A PARETE MAGNETICO
 RF TOUCH SLIDE REMOTE CONTROL WITH MAGNETIC WALL SUPPORT



DIMMER SINGLE COLOR



OUTPUT	PROTOCOL		
SIGNAL 0/1-10 V (20 mA)	0/1-10 V + PUSH	DIM-010	50,50 €

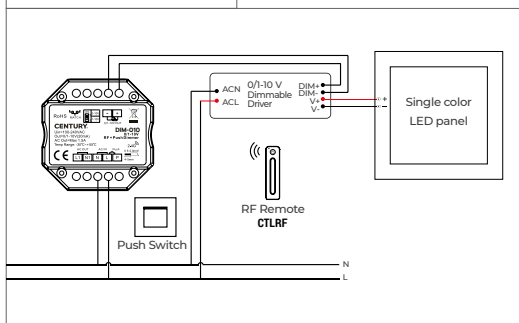
IP20 100-240 V 0/1-10 V + PUSH-DIM 256 5
 INPUT / OUTPUT V. STEP 0-100% YEARS

TECHNICAL NOTES

MONTAGGIO TIPICO A PARETE CON SCATOLA DI GIUNZIONE
 TYPICAL WALL MOUNT WITH JUNCTION BOX

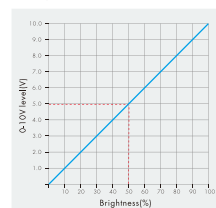


WIRING DIAGRAMS

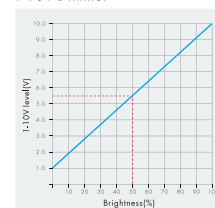


DIMMER

0-10V Dimmer

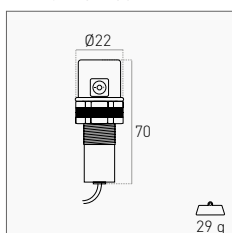


1-10V Dimmer



Selezionare 0-10V o 1-10V in base al driver LED dimmerabile
 Select 0-10V or 1-10V according to your dimmable LED driver

DAYLIGHT SENSOR



COMPATIBLE WITH

Driver LIFUD 1-10 V DRIMPQ42	SENSDL1-10	66,00 €
------------------------------	-------------------	---------

IP20 360° DAYLIGHT SENSOR 1-10V

TECHNICAL NOTES

IL SENSORE RILEVA LA LUCE NATURALE PRESENTE NELLA STANZA E, REGOLANDO IL FLUSSO LUMINOSO, MANTIENE COSTANTE L'ILLUMINAMENTO
 DAYLIGHT SENSOR DETECTS THE NATURAL LIGHT PRESENT IN THE ROOM AND, BY REGULATING THE LUMINOUS FLUX, KEEPS THE ILLUMINANCE CONSTANT



CHAPTER 2

INCASSO

RECESSED

FUTURA PRO

FUTURA SHOP 95

FUTURA

ZETA-P **NEW**

ZETA-SPA **NEW**

SPOT 65 **NEW**

SPOTFIVE

ZENO

COMFORT

ELIO **NEW**

LINEA-R

MINIMAL


SUPPORTI

CITY FRAME

KLAK



DOWNLIGHT
FUTURA PRO



28 W / 32 W - Ø 232 mm

20 W - Ø 174 mm

15 W - Ø 145 mm

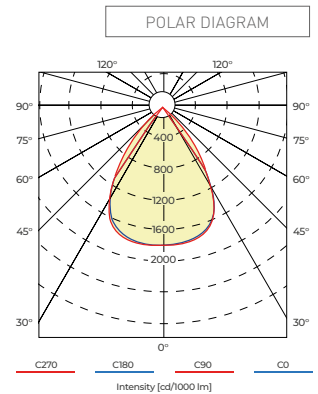
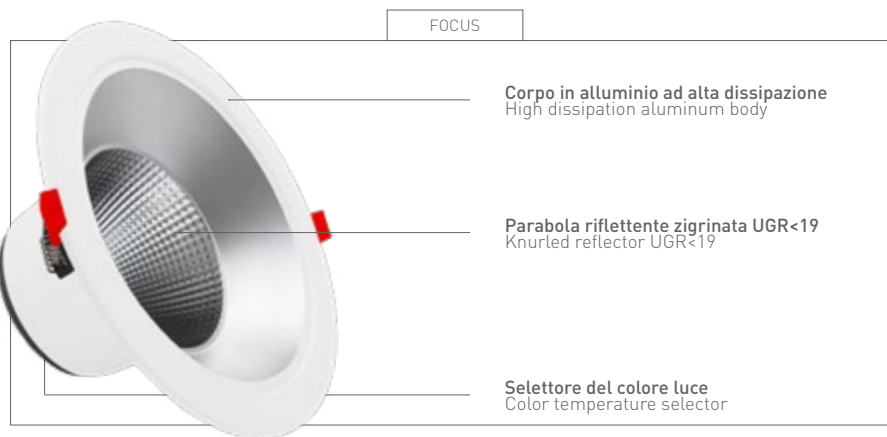
10 W - Ø 113 mm

DOWNLIGHT
FUTURA PRO

TRICOLOR - UGR<19 - DIMMABLE

Apparecchio ad incasso professionale con parabola riflettente specchiata UGR>19 per un'esperienza visiva ottimale. Temperatura di colore personalizzabile tramite selettore CCT sul corpo in alluminio.

Professional recessed luminaire with UGR>19 mirrored reflector for an optimal visual experience. Customizable color temperature through CCT selector on the aluminum body.



CONICAL DIAGRAM

Illuminance (lx)						
	10 W	15 W	20 W	28 W	35 W	
3 m	134,8	183,3	210,9	277,4	371,7	
4 m	75,8	103,1	118,6	156,1	209,1	
5 m	48,5	66	75,9	99,8	133,8	
6 m	33,7	45,8	52,7	69,3	92,9	

COMPLIANCE

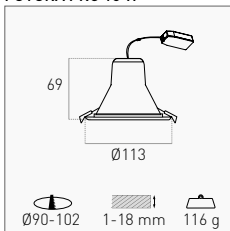
EMC DIRECTIVE 2014/30/EU | EN 55015:2013 /A1:2015 | EN 61547:2009 | EN 61000 3-2:2014 | EN 61000 3-3:2013
 LVD DIRECTIVE 2014/35/EU | EN 60598-1:2015+A1:2018 | EN 60598 2-2:2012 | EN 62471:2008 | EN 62493:2015
 ROHS DIRECTIVE 2011/65/CE | IEC62311-5:2013 | IEC62321-7-1:2015 | IEC62321-7-2:2017 | IEC623 21-4:2017 | IEC62321-6:2015 | IEC 62321-8:2017

TECHNICAL NOTES



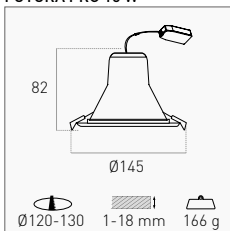
REGOLAZIONE DEL COLORE LUCE TRAMITE SELETTORE
 COLOR TEMPERATURE ADJUSTMENT THROUGH SWITCH

FUTURA PRO 10 W



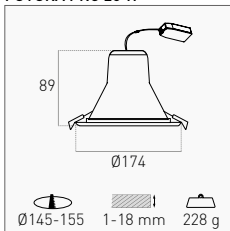
OUTPUT				
10 W	880 lm	3000K - 4000K - 6000K	FTP-109000	30,00 €
220-240 V	IP44	IP20	60°	DIMMABLE* <19 ALUMINUM 50.000 H DRIVER INCL CCT TRICOLOR 3 YEARS

FUTURA PRO 15 W



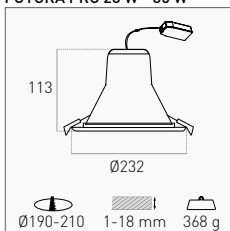
OUTPUT				
15 W	1.320 lm	3000K - 4000K - 6000K	FTP-151200	37,00 €
220-240 V	IP44	IP20	60°	DIMMABLE* <19 ALUMINUM 50.000 H DRIVER INCL CCT TRICOLOR 3 YEARS

FUTURA PRO 20 W



OUTPUT				
20 W	1.800 lm	3000K - 4000K - 6000K	FTP-201400	44,50 €
220-240 V	IP44	IP20	60°	DIMMABLE* <19 ALUMINUM 50.000 H DRIVER INCL CCT TRICOLOR 3 YEARS

FUTURA PRO 28 W - 35 W



OUTPUT				
28 W	2.500 lm	3000K - 4000K - 6000K	FTP-281900	61,00 €
35 W	3.150 lm	3000K - 4000K - 6000K	FTP-351900	68,00 €
220-240 V	IP44	IP20	60°	DIMMABLE* <19 ALUMINUM 50.000 H DRIVER INCL CCT TRICOLOR 3 YEARS

OPTIONAL

*DIMMERABILE CON DRIVER DIMMABLE WITH DRIVER

7,8 W - 26,3 W	RDFTPD-1020	€ 57,50
36 W - 44 W	RDFTPD-2835	€ 55,00

INCASSO

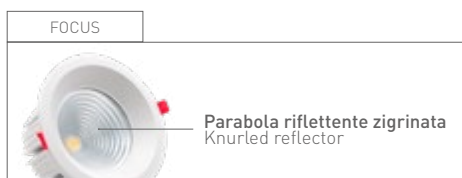
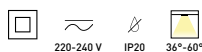
DOWNLIGHT FUTURA SHOP 95

CRI 95



	A mm	B mm	mm	g
30 W	Ø170	100	Ø115-120	530
60 W	Ø230	137	Ø195-205	1790

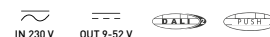
OUTPUT					
30 W	2.530 lm	∠ 36°	3000K	FTS-301330	67,00 €
			4000K	FTS-301340	
60 W	5.260 lm	∠ 60°	3000K	FTS-602330	120,00 €
			4000K	FTS-602340	



OPTIONAL

*DIMMERABILE ESCLUSIVAMENTE CON I SEGUENTI DRIVER
DIMMABLE ONLY WITH THE FOLLOWING DRIVERS

31 W - 60 W	RDFTPD-60	91,00 €
36 W - 44 W	RDFTPD-2835	55,00 €



COMPLIANCE

Downlight realizzati in alluminio pressofuso ad alto potere dissipante con chip Led CRI95 per una resa perfetta dei colori. Driver incluso.

Downlights made of die-cast aluminum with high dissipating power and CRI95 Led chip for perfect color rendering. Driver included.

EMC DIRECTIVE 2014/30/EU | EN 55015:2013 /A1:2015 | EN 61547:2009 | EN 61000 3-2:2014 | EN 61000 3-3:2013

LVD DIRECTIVE 2014/35/EU | EN 60598-1:2015+A1:2018 | EN 60598 2-2:2012 | EN 62471:2008 | EN 62493:2015

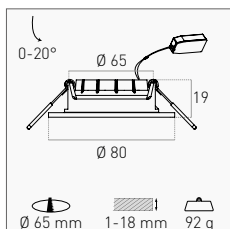
ROHS DIRECTIVE 2011/65/CE | IEC6231-5:2013 | IEC62321-7-1:2015 | IEC62321-7-2:2017 | IEC623 21-4:2017 | IEC62321-6:2015 | IEC 62321-8:2017

DOWNLIGHT FUTURA

ORIENTABLE



INCASSO



	OUTPUT 360°	OUTPUT 90°		
5 W	520 lm	480 lm	3000K	FT-066830
			4000K	FT-066840
				11,00 €



0-20° ADJUSTABLE ALUMINUM DRIVER INCL.

TECHNICAL NOTES



TESTA ORIENTABILE 0-20° PER DIREZIONARE IL FASCIO LUMINOSO
ADJUSTABLE HEAD 0-20° TO DIRECT THE LIGHT BEAM

Downlight SUPERSLIM da 19mm di spessore, consente installazioni in controsoffitti anche con minimo spazio. Testa orientabile.

SUPERSLIM downlight only 19mm thick, for false ceilings installation even with small space. Adjustable head

CONICAL DIAGRAM

Illuminance (lx)

	5 W
1 m	836,1
2 m	209,1
3 m	92,9
4 m	52,2


COMPLIANCE

EMC DIRECTIVE 2014/30/EU | EN 55015:2013 /A1:2015 | EN 61547:2009 | EN 61000 3-2:2014 | EN 61000 3-3:2013
LVD DIRECTIVE 2014/35/EU | EN 60598-1:2015+A1:2018 | EN 60598 2-2:2012 | EN 62471:2008 | EN 62493:2015
ROHS DIRECTIVE 2011/65/CE | IEC6231-5:2013 | IEC62321-7-1:2015 | IEC62321-7-2:2017 | IEC623 21-4:2017 | IEC62321-6:2015 | IEC 62321-8:2017



NEW

MINI DOWNLIGHT
ZETA-P

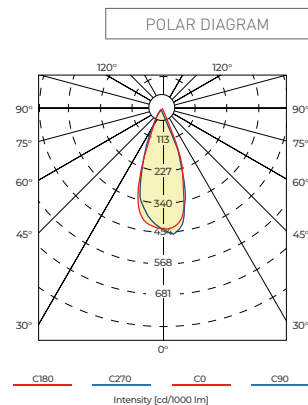
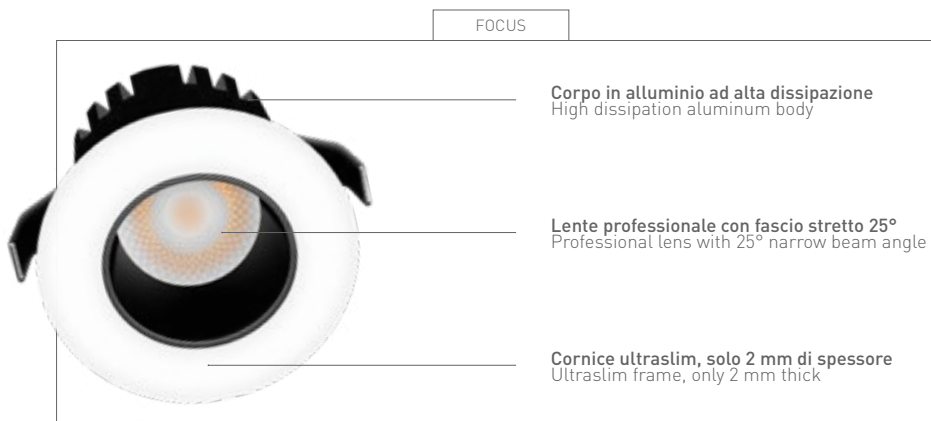


NEW
MINI DOWNLIGHT
ZETA-P

CRI 90

Mini downlight a incasso con fascio di luce stretto (25°). Il fattore CRI 90, indicato per l'illuminazione d'accento, offre una luce brillante di altissima qualità e una resa cromatica perfetta.

Recessed mini downlight with narrow beam angle (25°) and high quality brilliant light CRI 90, suitable in accent lighting for a perfect color rendering.

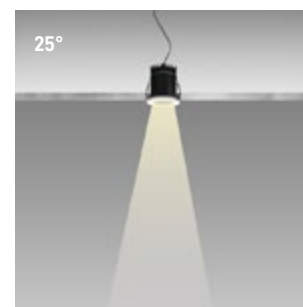


CONICAL DIAGRAM

Illuminance (lx)

	3 W	5 W	7 W	9 W
1 m	428	1162	4099	5132
2 m	107	290	1025	1328
3 m	47	129	455	590
4 m	26	65	220	332

TECHNICAL NOTES

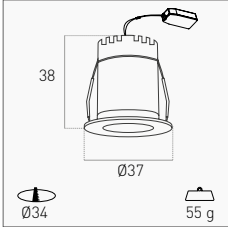


IL FASCIO STRETTO DA 25° È LA SOLUZIONE IDEALE PER APPLICAZIONI ALL'INTERNO DI NICCHIE, MOBILI O PER LA CREAZIONE DI EFFETTI LUMINOSI SCENOGRAFICI. NARROW BEAM ANGLE 25° IS THE PERFECT SOLUTION FOR APPLICATIONS INSIDE NICHE, FURNITURE AND SCENOGRAPHIC LIGHTING EFFECTS.

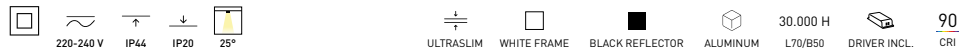
COMPLIANCE

EMC DIRECTIVE 2014/30/EU | EN 55015:2013 /A1:2015 | EN 61547:2009 | EN 61000 3-2:2014 | EN 61000 3-3:2013
LVD DIRECTIVE 2014/35/EU | EN 60598-1:2015+A1:2018 | EN 60598 2-2:2012 | EN 62471:2008 | EN 62493:2015
ROHS DIRECTIVE 2011/65/CE | IEC62311-5:2013 | IEC62321-7-1:2015 | IEC62321-7-2:2017 | IEC623 21-4:2017 | IEC62321-6:2015 | IEC 62321-8:2017

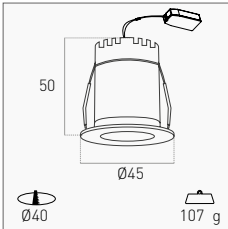
ZETA-P 3 W



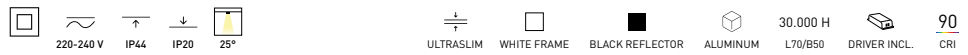
OUTPUT				
3 W	150 lm	2700K	ZP-032427 NEW	25,00 €
		4000K	ZP-032440 NEW	



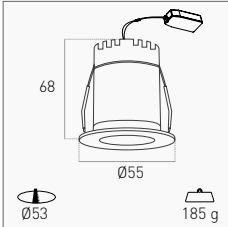
ZETA-P 5 W



OUTPUT				
5 W	300 lm	2700K	ZP-052427 NEW	31,00 €
		4000K	ZP-052440 NEW	



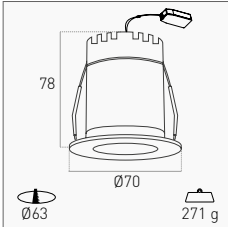
ZETA-P 7 W



OUTPUT				
7 W	430 lm	2700K	ZP-072427 NEW	37,00 €
		4000K	ZP-072440 NEW	



ZETA-P 9 W



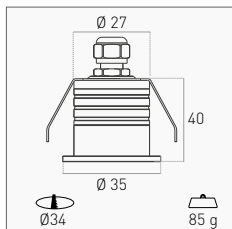
OUTPUT				
9 W	600 lm	2700K	ZP-092427 NEW	43,00 €
		4000K	ZP-092440 NEW	





NEW
MINI DOWNLIGHT
ZETA-SPA

IP65 - RGB+W



3 W	RGB + 3000K	ZSPA65-032400 NEW	25,00 €
-----	-------------	---------------------------------	---------

24 V	IP65	IP20	IK08	24°	RAL 9007	ALUMINUM	DRIVER EXCL.	RGB+W	3 YEARS
------	------	------	------	-----	----------	----------	--------------	--------------	-------------------

REQUIRED PAG. 111



CONTROLLER RGB+W NECESSARIO PER ALIMENTAZIONE E GESTIONE DEI COLORI
RGB+W CONTROLLER REQUIRED FOR POWER SUPPLY AND COLOR MANAGEMENT

IN / OUT	CARICO MASSIMO / MAX CAPACITY	CONTROL SYSTEM		
12-24 V/DC	5 A x 4 Channel = 20 A / Max 120 W	Wi-Fi 2,4 GHz	CTLSMA-ACRGBW	32,50 €
12-24 V/DC	6 A x 4 Channel = 24 A / Max 120 W	Remote RF	KIT-ACRGBW	43,00 €

RGB+W
IP20

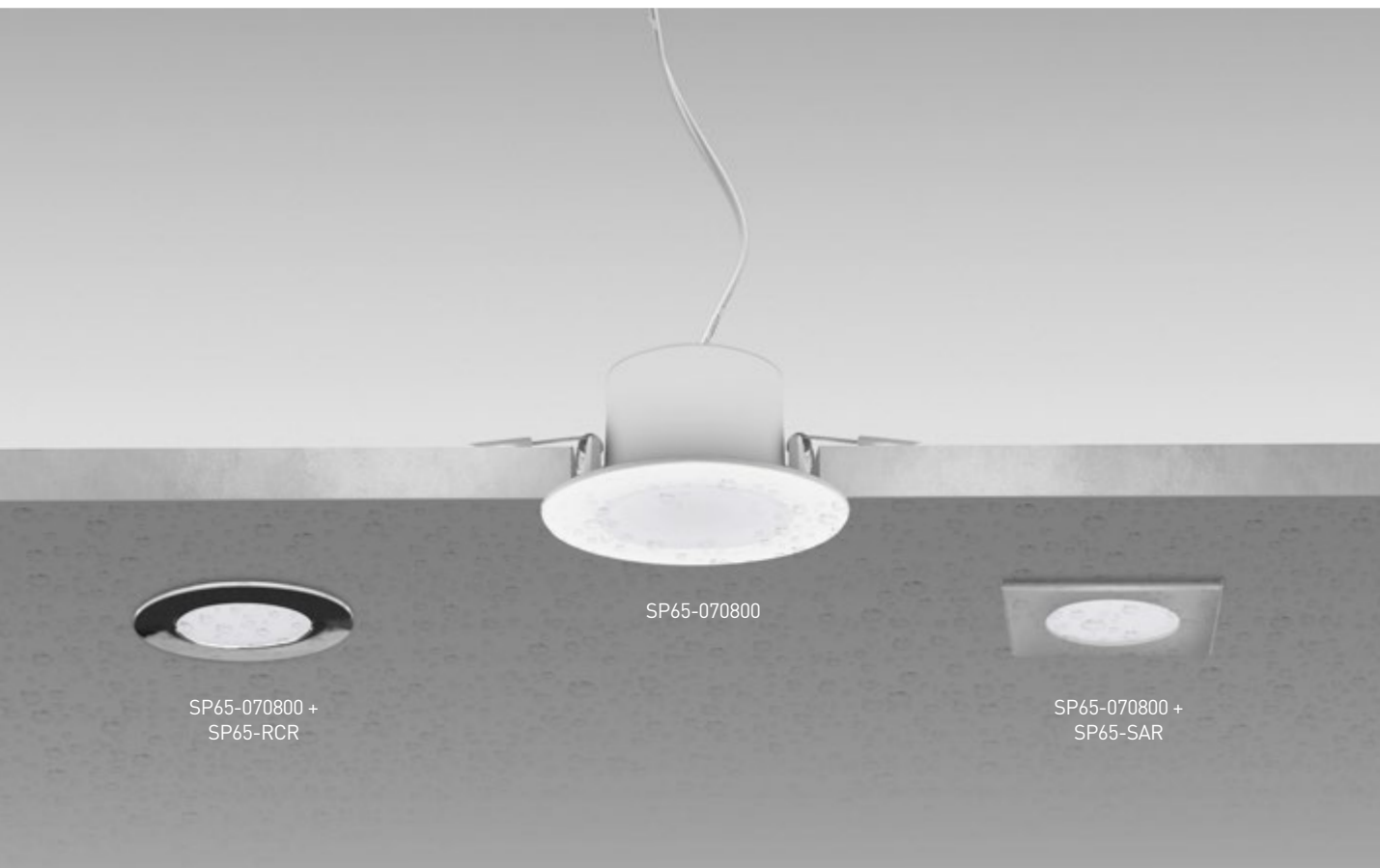
Mini downlight RGB+W adatto ad ambienti interni ed esterni grazie alla protezione IP65 che lo rende resistente a polvere e spruzzi d'acqua.

RGB+W mini downlight suitable for both indoor and outdoor use. Thanks to IP65 protection, it is resistant to dust and water splash.

INCLUDED

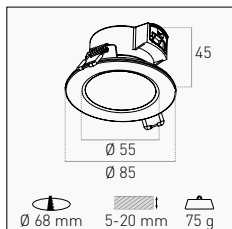
CAVO DI COLLEGAMENTO DA 1,5 METRI
1,5 METER CONNECTION CABLE



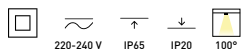


NEW
MINI DOWNLIGHT
SPOT65

IP65 - TRICOLOR - DIMMABLE



	SOURCE	OUTPUT		
	6,7 W	640 lm	600 lm	2700K - 3000K - 4000K
				SP65-070800 NEW
				17,00 €



OPTIONAL

COVER INTERCAMBIABILI
INTERCHANGEABLE COVERS

Round			Square			
Silver	Cromo	Black	Silver	White	Cromo	Black
SP65-RAR NEW	SP65-RCR NEW	SP65-RNE NEW	SP65-SAR NEW	SP65-SBI NEW	SP65-SCR NEW	SP65-SNE NEW
2,00 €	3,00 €	2,00 €	2,00 €	2,00 €	3,00 €	2,00 €



FOCUS



TECHNICAL NOTES



DIMMERABILE CON SISTEMI A TAGLIO DI FASE
DIMMABLE WITH TRAILING-EDGE SYSTEMS



REGOLAZIONE DEL COLORE LUCE TRAMITE SELETTORE SUL RETRO
COLOR TEMPERATURE ADJUSTMENT THROUGH SELECTOR ON THE BACK

COMPLIANCE

EMC DIRECTIVE 2014/30/EU | EN 55015:2013 /A1:2015 | EN 61547:2009 | EN 61000 3-2:2014 | EN 61000 3-3:2013
LVD DIRECTIVE 2014/35/EU | EN 60598-1:2015+A1:2018 | EN 60598 2-2:2012 | EN 62471:2008 | EN 62493:2015
ROHS DIRECTIVE 2011/65/CE | IEC6231-5:2013 | IEC62321-7-1:2015 | IEC62321-7-2:2017 | IEC623 21-4:2017 | IEC62321-6:2015 | IEC 62321-8:2017

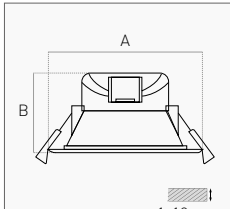
Incasso adatto ad ambienti umidi grazie a un'installazione stagna con guarnizione protettiva. Colore luce regolabile tramite selettore posto sul retro. Design tondo bianco minimal, con possibilità di personalizzazione tramite cover con varie finiture.

Recessed downlight suitable for humid environments thanks to the protective gasket for watertight installation. Adjustable color temperature through a switch on the back. Minimal white round design, customizable through covers with different finishes.



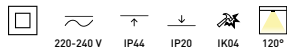
DOWNLIGHT SPOTFIVE

TRICOLOR - DIMMABLE



	A mm	B mm	Ø mm	g
9 W	Ø113	59	Ø92	130
14 W	Ø145	66	Ø130	185
17 W	Ø174	69	Ø150	252
25 W	Ø244	85	Ø205	381

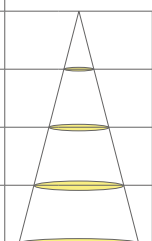
	SOURCE		OUTPUT			
9 W	960 lm	800 lm	3000K - 4000K - 6500K	SPF-091100	19,00 €	
14 W	1.510 lm	1.260 lm	3000K - 4000K - 6500K	SPF-141400	26,50 €	
17 W	1.600 lm	1.550 lm	3000K - 4000K - 6500K	SPF-171700	35,00 €	
25 W	2.900 lm	2.450 lm	3000K - 4000K - 6500K	SPF-252400	48,00 €	



CONICAL DIAGRAM

Illuminance (lx)

	9 W	14 W	17 W	25 W
2 m	85,2	162,1	181,7	266,3
3 m	42,4	71,9	80,7	118,3
4 m	22,5	40,5	45,4	66,5
5 m	12,5	25,9	29,1	42,6



TECHNICAL NOTES



DIMMERABILE CON SISTEMI A TAGLIO DI FASE
DIMMABLE WITH TRAILING-EDGE SYSTEMS





REGOLAZIONE DEL COLORE LUCE TRAMITE SELETTORE SUL RETRO
COLOR TEMPERATURE ADJUSTMENT THROUGH SELECTOR ON THE BACK

COMPLIANCE

Downlight dimmerabile con sistemi trailing-edge o Led Dimmer e con selettore CCT per la regolazione del colore luce.

Dimmable downlight with trailing-edge or Led Dimmer systems and with CCT selector for adjusting the color temperature.

EMC DIRECTIVE 2014/30/EU | EN 55015:2013 /A1:2015 | EN 61547:2009 | EN 61000 3-2:2014 | EN 61000 3-3:2013
LVD DIRECTIVE 2014/35/EU | EN 60598-1:2015+A1:2018 | EN 60598 2-2:2012 | EN 62471:2008 | EN 62493:2015
ROHS DIRECTIVE 2011/65/CE | IEC6231-5:2013 | IEC62321-7-1:2015 | IEC62321-7-2:2017 | IEC623 21-4:2017 | IEC62321-6:2015 | IEC 62321-8:2017

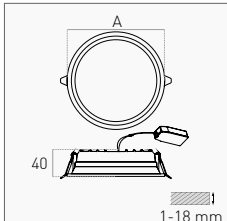


DOWNLIGHT ZENO

TRICOLOR

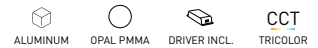
INCASSO

ROUND

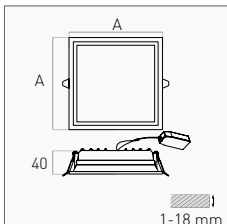


	A mm	mm	g
10 W	Ø90	Ø70	160
16 W	Ø140	Ø120	268
32 W	Ø220	Ø200	460

SOURCE		OUTPUT				
10 W	1.000 lm	750 lm	∠ 90°	3000K - 4000K - 6500K	ZNR-1070	14,00 €
16 W	1.500 lm	1.300 lm	∠ 100°	3000K - 4000K - 6500K	ZNR-16120	22,00 €
32 W	4.200 lm	3.500 lm	∠ 105°	3000K - 4000K - 6500K	ZNR-32200	38,00 €




SQUARE



	A mm	mm	g
10 W	90	70 x 70	170
16 W	140	120 x 120	313
32 W	223	208 x 208	566

SOURCE		OUTPUT				
10 W	1.000 lm	750 lm	∠ 90°	3000K - 4000K - 6500K	ZNS-1070	17,00 €
16 W	1.500 lm	1.300 lm	∠ 100°	3000K - 4000K - 6500K	ZNS-16120	26,00 €
32 W	4.200 lm	3.500 lm	∠ 105°	3000K - 4000K - 6500K	ZNS-32200	43,00 €



OPTIONAL

RICAMBIO DRIVER
SPARE DRIVER 

10 W	RDZN-10 NEW	11,00 €
16 W	RDZN-16 NEW	11,00 €
32 W	RDZN-32 NEW	12,00 €

TECHNICAL NOTES



REGOLAZIONE DEL COLORE LUCE TRAMITE SELETTORE
COLOR TEMPERATURE ADJUSTMENT THROUGH SWITCH

COMPLIANCE

Downlight LED di facile installazione grazie alle pratiche clip a molla. Permette la regolazione del colore luce tramite selettore.

Easy to install LED downlight thanks to practical spring clips. Allows adjustment of the light color using a selector.

EMC DIRECTIVE 2014/30/EU | EN 55015:2013 /A1:2015 | EN 61547:2009 | EN 61000 3-2:2014 | EN 61000 3-3:2013
LVD DIRECTIVE 2014/35/EU | EN 60598-1:2015+A1:2018 | EN 60598 2-2:2012 | EN 62471:2008 | EN 62493:2015
ROHS DIRECTIVE 2011/65/CE | IEC6231-5:2013 | IEC62321-7-1:2015 | IEC62321-7-2:2017 | IEC623 21-4:2017 | IEC62321-6:2015 | IEC 62321-8:2017

DOWNLIGHT COMFORT

INDIRECT LIGHT



	A mm	B mm	mm	g
8 W	Ø107	31	Ø95-100	159
16 W	Ø172	50	Ø155-160	312
24 W	Ø225	60	Ø210-215	374

	SOURCE	OUTPUT				
8 W	1.030 lm	400 lm	220-240 V/AC	3000K	CMF-081130	21,50 €
				4000K	CMF-081140	
16 W	2.090 lm	880 lm	85-265 V/AC	3000K	CMF-161830	38,00 €
				4000K	CMF-161840	
24 W	3.260 lm	1.320 lm	220-240 V/AC	3000K	CMF-242330	55,00€
				4000K	CMF-242340	



Apparecchio a incasso fisso LED. Illuminazione indiretta per un'ottimale ed omogenea distribuzione della luce.

Fixed recessed LED downlight. Indirect lighting for optimal and uniform light distribution.

COMPLIANCE

EMC DIRECTIVE 2014/30/EU | EN 55015:2013 /A1:2015 | EN 61547:2009 | EN 61000 3-2:2014 | EN 61000 3-3:2013
LVD DIRECTIVE 2014/35/EU | EN 60598-1:2015+A1:2018 | EN 60598 2-2:2012 | EN 62471:2008 | EN 62493:2015
ROHS DIRECTIVE 2011/65/CE | IEC62311-5:2013 | IEC62321-7-1:2015 | IEC62321-7-2:2017 | IEC623 21-4:2017 | IEC62321-6:2015 | IEC 62321-8:2017

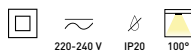
NEW
DOWNLIGHT
ELIO

INCASSO



	A mm	mm	g
6 W	Ø 101	Ø 72	40
9 W	Ø 116	Ø 87	55
12 W	Ø 132	Ø 105	70
15 W	Ø 151	Ø 122	95
18 W	Ø 176	Ø 147	120
24 W	Ø 201	Ø 172	215

	SOURCE	OUTPUT			
6 W	540 lm	390 lm	3000K	ELO-060730 NEW	4,95 €
			4000K	ELO-060740 NEW	
9 W	820 lm	580 lm	3000K	ELO-090930 NEW	5,95 €
			4000K	ELO-090940 NEW	
12 W	1.160 lm	840 lm	3000K	ELO-121130 NEW	6,85 €
			4000K	ELO-121140 NEW	
15 W	1.490 lm	1.080 lm	3000K	ELO-151230 NEW	8,95 €
			4000K	ELO-151240 NEW	
18 W	1.830 lm	1.260 lm	3000K	ELO-181530 NEW	11,95 €
			4000K	ELO-181540 NEW	
24 W	2.490 lm	1.730 lm	3000K	ELO-241730 NEW	14,95 €
			4000K	ELO-241740 NEW	




Apparecchio a incasso LED. Illuminazione diffusa e omogenea, diffusore in PC, corpo in PP. Per uso interno.

LED recessed luminaire. Diffused and homogeneous lighting, PC diffuser, PP body. For indoor use.

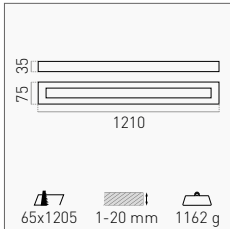
COMPLIANCE

EMC DIRECTIVE 2014/30/EU | EN 55015:2013 /A1:2015 | EN 61547:2009 | EN 61000 3-2:2014 | EN 61000 3-3:2013
LVD DIRECTIVE 2014/35/EU | EN 60598-1:2015+A1:2018 | EN 60598 2-2:2012 | EN 62471:2008 | EN 62493:2015
ROHS DIRECTIVE 2011/65/CE | IEC6231-5:2013 | IEC62321-7-1:2015 | IEC62321-7-2:2017 | IEC623 21-4:2017 | IEC62321-6:2015 | IEC 62321-8:2017



INCASSO LINEA-R

DIMMABLE



OUTPUT			
36 W	4.800 lm	3000K	93,50 €
		4000K	
		LNR-361230	
		LNR-361240	



REQUIRED PAG. 44

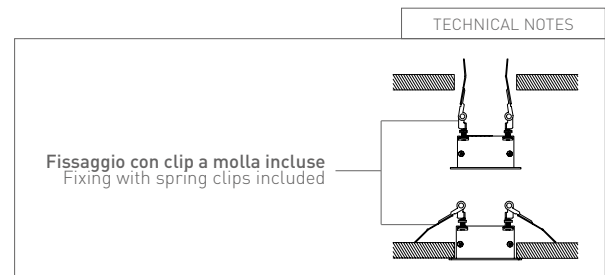


*DA COMPLETARE CON DRIVER
TO COMPLETE WITH DRIVER

40 W	DALI-2 - PUSH DIM	DRIMPQ42D	54,00 €
42 W	No Dimmable	RDPQA42120	19,00 €
	1-10 V	DRIMPQ42	43,00 €


Sistema lineare di design ad incasso. Progettato per essere installato a filo con la superficie è in grado di fornire una luce uniforme lungo l'intera lunghezza del dispositivo, contribuendo a creare una sensazione di continuità e ampiezza all'interno degli ambienti. Dimmerabile tramite driver dedicati.

Recessed design linear system. Designed to be installed flush with the surface, it provides a uniform light along the entire length of the fixture, helping to create a feeling of continuity and breadth within the rooms. Dimmable through dedicated drivers.



COMPLIANCE

EMC DIRECTIVE 2014/30/EU | EN 55015:2013 /A1:2015 | EN 61547:2009 | EN 61000 3-2:2014 | EN 61000 3-3:2013
LVD DIRECTIVE 2014/35/EU | EN 60598-1:2015+A1:2018 | EN 60598 2-2:2012 | EN 62471:2008 | EN 62493:2015
ROHS DIRECTIVE 2011/65/CE | IEC6231-5:2013 | IEC62321-7-1:2015 | IEC62321-7-2:2017 | IEC623 21-4:2017 | IEC62321-6:2015 | IEC 62321-8:2017

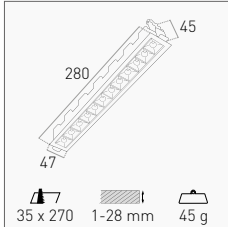


INCASSO MINIMAL

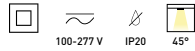
CRI 95

INCASSO

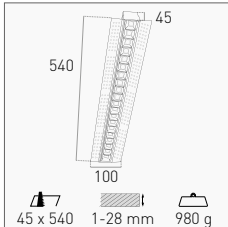
INCASSO RECESSED



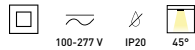
		OUTPUT			
20 W	1.100 lm	3000K	MNI-204530	105,50 €	
	1.200 lm	4000K	MNI-204540		



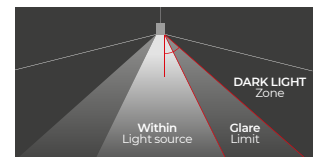
CARTONGESSO PLASTERBOARD



		OUTPUT			
20 W	1.300 lm	3000K	MNC-204530	125,00 €	
	1.500 lm	4000K	MNC-204540		



TECHNICAL NOTES



UN APPARECCHIO PUÒ ESSERE CLASSIFICATO COME DARK LIGHT SOLO QUANDO SODDISFA I REQUISITI PER IL LIMITE DI BUIO, OVVERO DEVONO ESSERCI MENO DI 200 CD/LM2 SOPRA L'ANGOLO DI VISIONE DI 60°.
AN APPLIANCE CAN ONLY BE CLASSIFIED AS DARK LIGHT WHEN IT MEETS THE REQUIREMENTS FOR THE DARK LIMIT, THERE MUST BE LESS THAN 200 CD / LM2 ABOVE THE 60 ° VIEWING ANGLE.

INCLUDED

[SOLO MNC] CAVO IN ACCIAIO PER PROTEZIONE ANTICADUTA
(ONLY MNC) STEEL CABLE FOR FALL PROTECTION

Apparecchio per installazione ad incasso. Sistema ottico con schermo microprismato progettato per minimizzare l'abbagliamento e per una efficace distribuzione della luce.
Lenti da 28 mm per effetto taglio di luce.

Appliance for recessed installation. Optical system with microprismatic screen designed to minimize glare and for effective light distribution.
28mm lens for light blade effect.



RAPIDA INSTALLAZIONE CON SISTEMA MAGNETICO (SOLO MNC)
QUICK INSTALLATION WITH MAGNETIC SYSTEM (ONLY MNC)

COMPLIANCE

EMC DIRECTIVE 2014/30/EU | EN 55015:2013 /A1:2015 | EN 61547:2009 | EN 61000 3-2:2014 | EN 61000 3-3:2013
LVD DIRECTIVE 2014/35/EU | EN 60598-1:2015+A1:2018 | EN 60598 2-2:2012 | EN 62471:2008 | EN 62493:2015
ROHS DIRECTIVE 2011/65/CE | IEC6231-5:2013 | IEC62321-7-1:2015 | IEC62321-7-2:2017 | IEC623 21-4:2017 | IEC62321-6:2015 | IEC 62321-8:2017



INCASSO - SUPPORTI
CITY FRAME

INCASSO - SUPPORTI

CITY FRAME

1 SLOT

160 x 160	1-28 mm	730 g
Silver		
CF1P-AR111		
38,50 €		

IP20 STEEL ALUMINUM 0-30° ADJUSTABLE

2 SLOT

345 x 160	1-28 mm	1320 g
Silver		
CF2P-AR111		
62,50 €		


IP20 STEEL ALUMINUM 0-30° ADJUSTABLE

3 SLOT

475 x 160	1-28 mm	1750 g
Silver		
CF3P-AR111		
84,00 €		

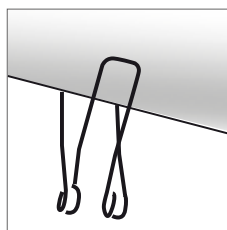
IP20 STEEL ALUMINUM 0-30° ADJUSTABLE

INSTALLATION



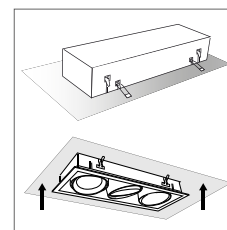
1. Smontare la molla supplementare nera d'acciaio.

Remove the black supplementary spring steel.



2. Fare aderire la parte lunga della molla al corpo del Frame.

Adhere the long part of the spring to the body of the Frame.



3. Spingere il Frame fino all'autoabbloccaggio.

Push the Frame until self-locking.

Struttura in acciaio e cornice in alluminio. Orientabile 30° sui due assi. Sistema di aggancio rapido al controsoffitto.

Steel structure and aluminum frame. Adjustable by 30° on both axes. Quick attachment system to the false ceiling.

REQUIRED PAG. 304



LAMPADA AR111
AR111 LAMP



KLRXL-NE



KLRFX-BI




KLRFX-BN



KLR-CR



KLRCOON-BI



KLSCON-NE



KLS-BI

INCASSO - SUPPORTI
KLAK

KLAK

ORIENTABILE ADJUSTABLE

0-30°
Ø 102
45

Ø 90 1-25 mm 98 g

Round	
White <input type="checkbox"/>	Black <input checked="" type="checkbox"/>
KLRXL-BI	KLRXL-NE
12,00 €	

IP20 ALUMINUM 5 YEARS 0-30° ADJUSTABLE

FISSO FIXED

Ø 76
23

Ø 65 1-20 mm 61 g

Round	
White <input type="checkbox"/>	Black <input checked="" type="checkbox"/>
KLRFX-BI	KLRFX-NE
14,00 €	

IP20 ALUMINUM 5 YEARS

FISSO FIXED

Ø 79
31

Ø 72 1-20 mm 54 g

Round	
White <input type="checkbox"/> + Black <input checked="" type="checkbox"/>	
KLRFX-BN	
12,00 €	

IP20 ALUMINUM 5 YEARS

ORIENTABILE ADJUSTABLE

0-30°
Ø 93
40

Ø 87 1-25 mm 100 g

Round	
White <input type="checkbox"/>	Black <input checked="" type="checkbox"/>
KLRCON-BI	KLRCON-NE
12,00 €	

IP20 ALUMINUM 5 YEARS 0-30° ADJUSTABLE

ORIENTABILE ADJUSTABLE

0-60°
Ø 70
33
Ø 67
Ø 90

Ø 70 1-28 mm 78 g

Round		
Silver <input checked="" type="checkbox"/>	White <input type="checkbox"/>	Cromo <input checked="" type="checkbox"/>
KLR-AR	KLR-BI	KLR-CR
9,50 €	8,50 €	9,50 €

IP20 ALUMINUM 5 YEARS 0-60° ADJUSTABLE

ORIENTABILE ADJUSTABLE

0-30°
43
90
90

83 x 83 1-25 mm 96 g

Square	
White <input type="checkbox"/>	Black <input checked="" type="checkbox"/>
KLSCON-BI	KLSCON-NE
12,00 €	

IP20 ALUMINUM 5 YEARS 0-30° ADJUSTABLE

ORIENTABILE ADJUSTABLE

0-60°
Ø 70
31
Ø 67
90

70 x 70 1-28 mm 95 g

Square		
Silver <input checked="" type="checkbox"/>	White <input type="checkbox"/>	Cromo <input checked="" type="checkbox"/>
KLS-AR	KLS-BI	KLS-CR
9,50 €	8,50 €	9,50 €

IP20 ALUMINUM 5 YEARS 0-60° ADJUSTABLE

TECHNICAL NOTES



FACILE INSTALLAZIONE CON SISTEMA A SCATTO BREVETTATO
EASY INSTALLATION WITH PATENTED CLICK SYSTEM

INCLUDED



ATTACCO GU10 CON BOX DI COLLEGAMENTO PROFESSIONALE
GU10 SOCKET WITH PROFESSIONAL JUNCTION BOX

REQUIRED PAG. 302



LAMPADA SPOT GU10
GU10 SPOT LAMP

Eleganti supporti per lampade spot.
Corpo in alluminio pressofuso.

Elegant supports for spot lamps.
Die-cast aluminum body.

CHAPTER 3

PLAFONIERE

CEILING LIGHTS

BLANCA PERLA

BLANCA SLIM

PRATIKA

OASI **NEW**

OASI 65


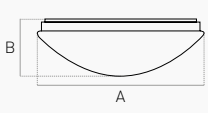
PUSH&GO

PURA

OMNIA

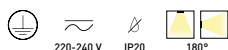
SIMPLY

PLAFONIERA
BLANCA PERLA

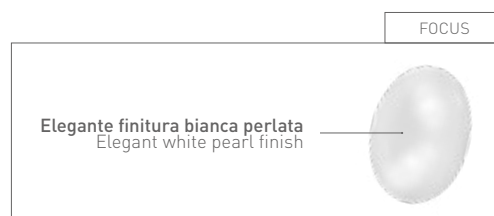
	A mm	B mm	g
14 W	Ø 265	100	297
20 W	Ø 290	100	406
24 W	Ø 345	100	520
32 W	Ø 375	110	700

	SOURCE	OUTPUT		
14 W	1.380 lm	1.100 lm	4000K	BCP-122840 28,50 €
20 W	2.050 lm	1.520 lm	4000K	BCP-183340 33,50 €
24 W	2.500 lm	1.800 lm	4000K	BCP-243840 40,50 €
32 W	3.380 lm	2.240 lm	4000K	BCP-323840 45,50 €



Plafoniera LED dal design moderno e finitura bianca perlata. Garantisce un flusso luminoso brillante ed uniforme. Adatta per l'illuminazione generale delle stanze, scale, ingressi e corridoi per un'illuminazione diffusa e coerente.

LED ceiling lamp with a modern design and pearly white finish. It guarantees a bright and uniform luminous flux. Suitable for general lighting of rooms, stairs, entrances, corridors for diffused and coherent lighting.

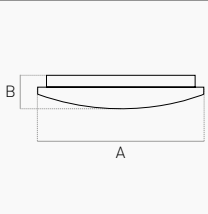


INSTALLATION



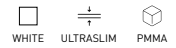
PERFETTA PER INSTALLAZIONI A PARETE O SOFFITTO
 PERFECT FOR WALL OR CEILING INSTALLATIONS

PLAFONIERA
BLANCA SLIM

	A mm	B mm	g
14 W	Ø 245	55	259
20 W	Ø 330	65	364
24 W	Ø 375	70	487
32 W	Ø 390	65	615

	SOURCE	OUTPUT			
14 W	1.550 lm	1.090 lm	3000K	BCS-142530	16,50 €
			4000K	BCS-142540	
20 W	2.200 lm	1.550 lm	3000K	BCS-203030	21,50 €
			4000K	BCS-203040	
24 W	2.800 lm	1.800 lm	3000K	BCS-243530	28,50 €
			4000K	BCS-243540	
32 W	3.380 lm	2.750 lm	3000K	BCS-323930	38,00 €
			4000K	BCS-323940	



Plafoniera LED dal design sottile, adatta a tutti gli ambienti interni. Il diffusore in PMMA di elevata qualità garantisce un flusso luminoso brillante ed uniforme.

LED ceiling lamp with a slim design, suitable for all indoor environments. The high quality PMMA diffuser guarantees a bright and uniform luminous flux.



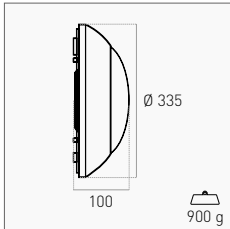


PLAFONIERA
PRATIKA

PLAFONIERA PRATIKA

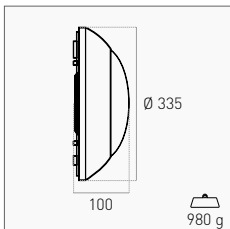
STANDARD - SENSOR - EMERGENCY - IP54

STANDARD



SOURCE		OUTPUT					
18 W	1.600 lm	1.200 lm	Standard	4000K	PRK-183240	60,00 €	
220-240 V	IP54	IK10	120°	WHITE	PC	OPAL PMMA	DRIVER INCL.

SENSOR

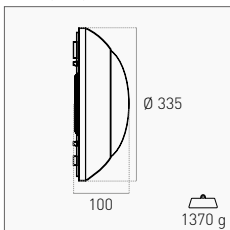


SOURCE		OUTPUT					
18 W	1.450 lm	1.200 lm	Sensor	4000K	PRKS-183240	89,00 €	
220-240 V	IP54	IK10	120°	MICROWAVE SENSOR	WHITE	PC	OPAL PMMA

TECHNICAL NOTES

IL SENSORE PUÒ ESSERE ESCLUSO DA DIP SWITCH E SI ATTIVA SOLO IN CONDIZIONI DI SCARSA LUMINOSITÀ.
SPEGNIMENTO AUTOMATICO REGOLABILE DA 5 SEC A 10 MIN.
SENSOR CAN BE EXCLUDED BY DIP SWITCHES AND ACTIVATES ONLY IN LOW LIGHT CONDITIONS.
AUTOMATIC SWITCH-OFF ADJUSTABLE FROM 5 SEC TO 10 MIN.

EMERGENCY

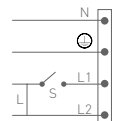


SOURCE		OUTPUT					
18 W	1.450 lm	1.200 lm	3h Emergency	4000K	PRKE-183240	117,50 €	
220-240 V	IP54	IK10	120°	EMERGENCY	WHITE	PC	OPAL PMMA

TECHNICAL NOTES

IN MODALITÀ EMERGENZA LA PLAFONIERA EROGA 150 LM. BATTERIA NI-CD AA 1.800 MAH 7.2 V.
IN EMERGENCY MODE THE CEILING LIGHT SUPPLIES 150 LM. NI-CD AA 1,800 MAH 7.2 V BATTERY.

EMERGENZA TIPO SA (PERMANENTE).
LA PLAFONIERA RIMANE ACCESA E CONTINUA AD ILLUMINARE ANCHE IN CASO DI MANCANZA RETE
ALWAYS ON EMERGENCY TYPE (PERMANENT).
CEILING LIGHT STAYS ON AND CONTINUES TO LIGHT UP EVEN IN THE EVENT OF A POWER FAILURE.



Applicazione a soffitto e parete,
come plafoniera o applique,
con flusso luminoso uniforme.
Per ambienti interni ed esterni.
Accensione automatica in caso di
blackout. Modalità Emergenza 150 lm.
Elevata resistenza agli urti.

Ceiling and wall application,
as ceiling or wall lamp, with uniform
luminous flux. For indoor and
outdoor environments. Automatic
power on in case of blackout.
Emergency mode 150 lm.
High impact resistance.

OPTIONAL

RICAMBIO DRIVER
SPARE DRIVER

-	RDPRK	13,00 €
Emergency	RDPRKE	



OASO B



OASO N



OASO BP



OASO NS



OASO BS



OASO NPS

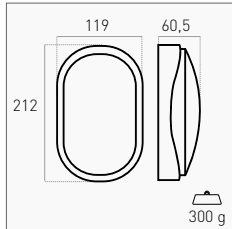
NEW
PLAFONIERA
OASI

NEW
PLAFONIERA
OASI

TRICOLOR - SENSOR - IP54

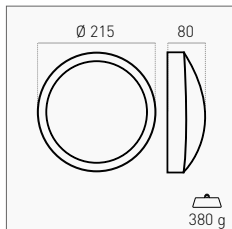
PLAFONIERE

OVAL



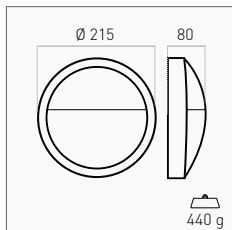
SOURCE		OUTPUT					
14 W	1.550 lm	1.000 lm	White <input type="checkbox"/>	-	3000K - 4000K - 6500K	OSOB-1411900 NEW	21,50 €
				PIR Sensor	3000K - 4000K - 6500K	OSOBS-1411900 NEW	41,00 €
			Black <input checked="" type="checkbox"/>	-	3000K - 4000K - 6500K	OSON-1411900 NEW	21,50 €
				PIR Sensor	3000K - 4000K - 6500K	OSONS-1411900 NEW	41,00 €

ROUND



SOURCE		OUTPUT					
14 W	1.550 lm	1.000 lm	White <input type="checkbox"/>	-	3000K - 4000K - 6500K	OSTOB-1421500 NEW	26,50 €
				PIR Sensor	3000K - 4000K - 6500K	OSTOBS-1421500 NEW	43,00 €
			Black <input checked="" type="checkbox"/>	-	3000K - 4000K - 6500K	OSTON-1421500 NEW	26,50 €
				PIR Sensor	3000K - 4000K - 6500K	OSTONS-1421500 NEW	43,00 €

ROUND+COVER




SOURCE		OUTPUT					
14 W	1.550 lm	600 lm	White <input type="checkbox"/>	-	3000K - 4000K - 6500K	OSTOBP-1421500 NEW	29,00 €
				PIR Sensor	3000K - 4000K - 6500K	OSTOBPS-1421500 NEW	48,00 €
			Black <input checked="" type="checkbox"/>	-	3000K - 4000K - 6500K	OSTONP-1421500 NEW	29,00 €
				PIR Sensor	3000K - 4000K - 6500K	OSTONPS-1421500 NEW	48,00 €

FOCUS

Regolazione del sensore PIR
PIR sensor adjustment
Range: 10 sec - 5 min / 10 - 2000 lx



TECHNICAL NOTES



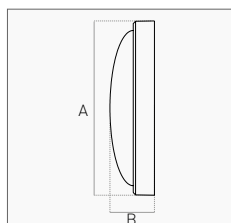
REGOLAZIONE DEL COLORE LUCE TRAMITE SELETTORE SU PIASTRA INTERNA
LIGHT COLOR ADJUSTMENT BY SELECTOR ON INTERNAL PLATE

Plafoniera da interno o da esterno protetto. Applicazioni soffitto-pareti con flusso luminoso uniforme.

Indoor or outdoor protected ceiling light. Ceiling-wall applications with uniform luminous flux.

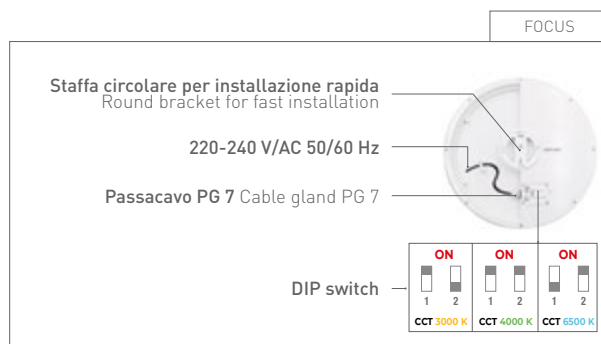
PLAFONIERA
OASI 65

TRICOLOR - IP65



	A mm	B mm	g
18 W	Ø 230	60	530
36 W	Ø 320	65	850


OUTPUT				
18 W	1.820 lm	3000K - 4000K - 6500K	OS65P-182300	42,00 €
36 W	3.820 lm	3000K - 4000K - 6500K	OS65P-363200	62,00 €



TECHNICAL NOTES

Plafoniera IP65 ideale per ambienti esterni ed interni umidi. Tramite il selettore sul retro è possibile scegliere il colore luce desiderato.

IP65 ceiling light ideal for outdoor and humid indoor ambiances. Using the selector on the back it's possible to choose the desired light color.



REGOLAZIONE DEL COLORE LUCE TRAMITE SELETTORE DIP SWITCH
LIGHT COLOR ADJUSTMENT BY DIP SWITCH SELECTOR

PLAFONIERA
PUSH&GO

DUAL LIGHT - IP65



PLAFONIERE

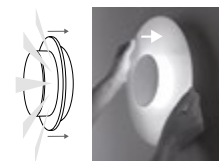
	A mm	B mm	g g
10 W	Ø 180	37	289
20 W	Ø 228	40	444

OUTPUT				
10 W	600 lm	3000K	PHG-1018030	26,00 €
		4000K	PHG-1018040	
20 W	1.200 lm	3000K	PHG-2023030	38,00 €
		4000K	PHG-2023040	

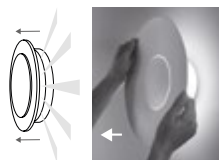


TECHNICAL NOTES

EMISSIONE DIRETTA DIRECT EMISSION



EMISSIONE INDIRETTA INDIRECT EMISSION



Plafoniera per interno / esterno,
con duplice modalità di emissione
luminosa: diretta e indiretta.

Indoor / outdoor ceiling light,
with dual light emission mode:
direct and indirect.



PACBI




PACGR



PARGR



PARBI



PASBI

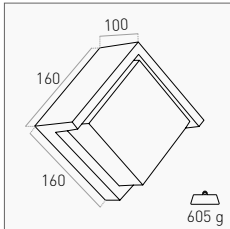


PASGR

PLAFONIERA
PURA

IP65

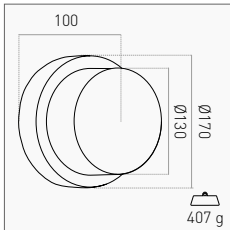
CUBE



OUTPUT						
10 W	920 lm	White	<input type="checkbox"/>	3000K	PACBI-101630	40,50 €
			4000K	PACBI-101640		
		Anthracite	<input checked="" type="checkbox"/>	3000K	PACGR-101630	
			4000K	PACGR-101640		

220-240 V IP65 120°

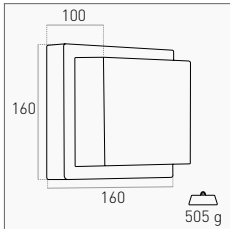
ROUND



OUTPUT						
10 W	920 lm	White	<input type="checkbox"/>	3000K	PARBI-101730	36,00 €
			4000K	PARBI-101740		
		Anthracite	<input checked="" type="checkbox"/>	3000K	PARGR-101730	
			4000K	PARGR-101740		

220-240 V IP65 120°

SQUARE




OUTPUT						
10 W	920 lm	White	<input type="checkbox"/>	3000K	PASBI-101630	38,00 €
			4000K	PASBI-101640		
		Anthracite	<input checked="" type="checkbox"/>	3000K	PASGR-101630	
			4000K	PASGR-101640		

220-240 V IP65 120°

Plafoniera resistente agli agenti atmosferici con certificazione IP65, perfetta per illuminare gli ambienti interni ed esterni con stile. Presenta un design moderno ed è disponibile in due diverse colorazioni. Possibilità di abbinare diverse forme e finiture per la creazione di combinazioni uniche.

Weather-resistant ceiling lamp with IP65 certification, perfect for illuminating stylish indoor and outdoor environments. It features a modern design and it is available in two different colors. Possibility of mixing different shapes and finishes to create unique combinations.


INSTALLATION



COMBINA DIFFERENTI FORME E FINITURE PER EFFETTI SCENICI UNICI
COMBINE DIFFERENT SHAPES AND FINISHES FOR UNIQUE SCENE EFFECTS



ROUND

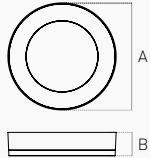


SQUARE

PLAFONIERE OMNIA

PIASTRE INTERCAMBIABILI - IP65

ROUND



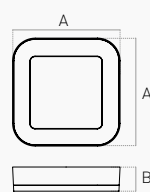
	A mm	B mm	g
6 W	Ø190	42	370
24 W	Ø320	50	966

OUTPUT

6 W	600 lm	3000K	OMR-061930	26,00 €
		4000K	OMR-061940	
24 W	2.500 lm	3000K	OMR-243230	55,00 €
		4000K	OMR-243240	



SQUARE



	A mm	B mm	g
6 W	190	42	425
24 W	320	50	1113

OUTPUT

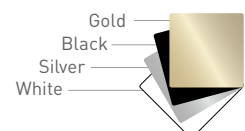
6 W	600 lm	3000K	OMS-061930	26,00 €
		4000K	OMS-061940	
24 W	2.500 lm	3000K	OMS-243230	55,00 €
		4000K	OMS-243240	



Plafoniera LED da esterno fornita di piastre magnetiche intercambiabili in 4 finiture per una facile personalizzazione degli ambienti. Installazione a parete o a soffitto.

Outdoor LED ceiling light with 4 different interchangeable magnetic plates to easily customize ambiances. Wall or ceiling installation.

INCLUDED



PIASTRE MAGNETICHE INTERCAMBIABILI IN 4 FINITURE
INTERCHANGEABLE MAGNETIC PLATES IN 4 FINISHES



SMD



SMRN



SMS



SMDN



SMR



SMSN

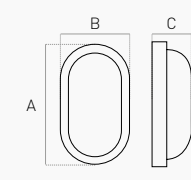
PLAFONIERA
SIMPLY

PLAFONIERE SIMPLY

IP65

PLAFONIERE

OVAL



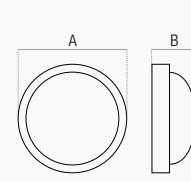
	A mm	B mm	C mm	g
16 W	214	115	64	250
24 W	270	146	70	407

	SOURCE	OUTPUT			
16 W	1.650 lm	1.280 lm	White <input type="checkbox"/>	4000K	SMO-162240
			Black <input checked="" type="checkbox"/>	4000K	SMON-162240
24 W	2.700 lm	1.920 lm	White <input type="checkbox"/>	4000K	SMO-242740
			Black <input checked="" type="checkbox"/>	4000K	SMON-242740



EASY TO INSTALL OPAL DIFFUSER PC

ROUND



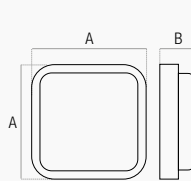
	A mm	B mm	g
16 W	Ø166	63	227
24 W	Ø220	69	490

	SOURCE	OUTPUT			
16 W	1.650 lm	1.280 lm	White <input type="checkbox"/>	4000K	SMR-161740
			Black <input checked="" type="checkbox"/>	4000K	SMRN-161740
24 W	2.550 lm	1.920 lm	White <input type="checkbox"/>	4000K	SMR-242240
			Black <input checked="" type="checkbox"/>	4000K	SMRN-242240



EASY TO INSTALL OPAL DIFFUSER PC

SQUARE



	A mm	B mm	g
16 W	150	62	247
24 W	220	73	467

	SOURCE	OUTPUT			
16 W	1.800 lm	1.280 lm	White <input type="checkbox"/>	4000K	SMS-161540
			Black <input checked="" type="checkbox"/>	4000K	SMSN-161540
24 W	2.700 lm	1.920 lm	White <input type="checkbox"/>	4000K	SMS-242240
			Black <input checked="" type="checkbox"/>	4000K	SMSN-242240



EASY TO INSTALL OPAL DIFFUSER PC

Plafoniera IP65 a led integrato ideale per tutti gli ambienti esterni ed interni umidi. Facile installazione. Disponibile in forme e finiture diverse per adattarsi meglio all'ambiente circostante.

IP65 integrated LED ceiling light suitable for outdoor and humid indoor ambiances. Easy installation. Available in different shapes and finishes to better adapt to the surrounding environment.

INSTALLATION



FACILE INSTALLAZIONE A PARETE O SOFFITTO CON MECCANISMO A SCATTO
EASY WALL OR CEILING INSTALLATION WITH SNAP-ON SYSTEM

CHAPTER 4

LINEARI

STRISCE - PROFILI IN ALLUMINIO - PLAFONIERE
STRIPS - ALUMINUM PROFILES - CEILING LIGHTS

STRISCE

ACCÈNTO PRO **NEW**

ACCÈNTO PRO IP67

ACCÈNTO PRO RGB+W

ACCÈNTO COB **NEW**

MAGIC

ACCÈNTO RGB+W

ACCÈNTO 230 V

ACCÈNTO

ACCESSORIES

DRIVER

CONNECTORS

CONTROLLER

PROFILI IN ALLUMINIO

INCASSO

CARTONGESSO

SUPERFICIE

40°

SPECIALI

SCALE

PLAFONIERE

LINKY **NEW**

STABILA



7 W/m - 10 W/m

14 W/m - 20 W/m



NEW

LINEARI - STRISCE

ACCÈNTO PRO

NEW

LINEARI - STRISCE

ACCENTO PRO

CRI 93

	g	mm
35 W	100	42
50 W	100	42
70 W	118	25
100 W	118	25

35 W (7 W/m)	4.025 lm (805 lm/m)	144 led/m	2700 K	AC95-0714427 NEW	32,50 €
			3000 K	AC95-0714430 NEW	
			4000 K	AC95-0714440 NEW	
			6000 K	AC95-0714460 NEW	
50 W (10 W/m)	5.750 lm (1.150 lm/m)	144 led/m	2700 K	AC95-1014427 NEW	38,50 €
			3000 K	AC95-1014430 NEW	
			4000 K	AC95-1014440 NEW	
70 W (14 W/m)	8.050 lm (1.610 lm/m)	240 led/m	2700 K	AC95-1424027 NEW	45,50 €
			3000 K	AC95-1424030 NEW	
			4000 K	AC95-1424040 NEW	
100 W (20 W/m)	12.000 lm (2.400 lm/m)	240 led/m	3000 K	AC95-2024030 NEW	55,00 €
			4000 K	AC95-2024040 NEW	

LINEARI

FOCUS

3M 9080HL
EXTRA STRONG
Adesione perfetta
Perfect adhesion



TECHNICAL NOTES



ELEVATA DENSITÀ DI LED PER METRO PER UN EFFETTO DI LUCE CONTINUA
HIGH DENSITY OF LEDS PER METER FOR A CONTINUOUS LIGHT EFFECT

OPTIONAL PAG. 110-111

ALIMENTATORI E ACCESSORI
POWER SUPPLIES AND ACCESSORIES


COMPLIANCE

Strisce LED professionali caratterizzate da una resa cromatica elevatissima, permettono di ottenere un'illuminazione fedele ai reali colori degli oggetti.

Professional LED strips characterized with high color rendering, which allows to obtain a color-true lighting of the objects.

EMC DIRECTIVE 2014/30/EU | EN 55015:2013 + A-1:2015 | EN 61547:2009 | EN 61000-3-2:2014 | EN 61000-3-3:2013
LVD DIRECTIVE 2014/35/EU | EN 60598-1:2015 | EN 60598-2-20:2015
ROHS DIRECTIVE 2011/65/CE ANNEX II 2015/863 | IEC 62321:2009

HIGH POWER DOUBLE ROW



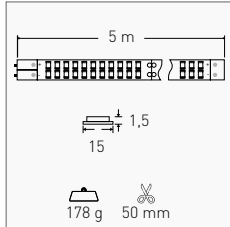
FILO LUCE



LINEARI - STRISCE
ACCENTO PRO

CRI 90

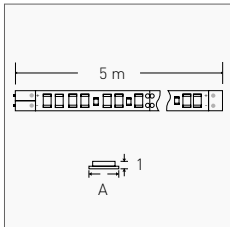
HIGH POWER DOUBLE ROW



150 W (30 W/m)	11.400 lm (2.280 lm/m)	240 led/m	3000 K	AC90-3024030	132,00 €
			4000 K	AC90-3024040	



FILO LUCE



100 W (20 W/m)	6.300 lm (1.260 lm/m)	300 led/m	3000 K	AC90-2030030	132,00 €
			4000 K	AC90-2030040	
120 W (24 W/m)	8.040 lm (1.608 lm/m)	420 led/m	3000 K	AC90-2442030	189,50 €
			4000 K	AC90-2442040	



	A mm	g	mm
100 W	10	123	20
120 W	8	130	15

Strisce LED professionali caratterizzate da una resa cromatica ed una luminosità elevatissime, permettono di ottenere un'illuminazione fedele ai reali colori degli oggetti ed un effetto di luce continua grazie all'elevato numero di LED per metro.

Professional LED strips characterized with high color rendering and brightness, allowing to obtain color-true lighting of the objects and a continuous light effect thanks to the high number of LEDs per metre.

FOCUS



OPTIONAL PAG. 110-111

ALIMENTATORI E ACCESSORI
 POWER SUPPLIES AND ACCESSORIES

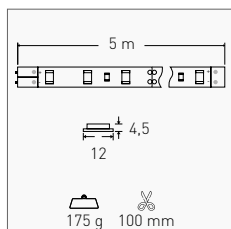
COMPLIANCE

EMC DIRECTIVE 2014/30/EU | EN 55015:2013 + A-1:2015 | EN 61547:2009 | EN 61000-3-2:2014 | EN 61000-3-3:2013
 LVD DIRECTIVE 2014/35/EU | EN 60598-1:2015 | EN 60598-2-20:2015
 ROHS DIRECTIVE 2011/65/CE ANNEX II 2015/863 | IEC 62321:2009

LINEARI - STRISCE

ACCENTO PRO

IP67 - CRI 90



60 W (12 W/m)	6.000 lm (1.200 lm/m)	3000K	AC9067-146030	55,00 €					
		4000K	AC9067-146040						
24 V	IP67	OUTDOOR	120°	5 METERS	60 LED/m	DIMMABLE	50.000 H L70/B50	90 CRI	3 YEARS

INCLUDED

CLIP DI FISSAGGIO E TAPPO TERMINALE IN SILICONE
FIXING CLIP AND SILICONE END CAP

OPTIONAL PAG. 110-111

ALIMENTATORI E ACCESSORI
POWER SUPPLIES AND ACCESSORIES

COMPLIANCE

Striscia LED IP67 professionale progettata per offrire una tenuta ermetica, evitando l'ingresso di particelle di polvere dannose e consentendo la sua immersione temporanea senza compromettere le prestazioni.

Professional IP67 LED strip designed to provide a hermetic seal, preventing the entry of harmful dust particles and allowing temporary immersion without compromising performance.

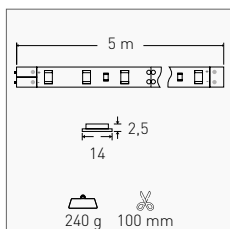
EMC DIRECTIVE 2014/30/EU | EN 55015:2013 + A-1:2015 | EN 61547:2009 | EN 61000-3-2:2014 | EN 61000-3-3:2013
LVD DIRECTIVE 2014/35/EU | EN 60598-1:2015 | EN 60598-2-20:2015
ROHS DIRECTIVE 2011/65/CE ANNEX II 2015/863 | IEC 62321:2009

LINEARI - STRISCE
ACCENTO PRO

IP65 - RGB+W - CRI 90



LINEARI



47,5 W (9,5 W/m)	2.280 lm (456 lm/m)	RGB + 3000K	ACRGBW-956030	91,00 €						
		RGB + 4000K	ACRGBW-956040							
24 V	IP65	OUTDOOR	180°	5 METERS	60 LED/m	DIMMABLE	30.000 H L70/B50	90 CRI (WHITE)	RGB+W	3 YEARS

TECHNICAL NOTES

LA STRIP LED RGB+W, A DIFFERENZA DELLE RGB, HA CHIP BIANCHI DEDICATI PER UN BIANCO PURO E COLORI PIÙ VIVACI
 THE RGB+W LED STRIP, UNLIKE THE RGB, HAS DEDICATED WHITE CHIPS FOR PURE WHITE AND BRIGHTER COLORS



INCLUDED

CLIP DI FISSAGGIO E TAPPO TERMINALE IN SILICONE
 FIXING CLIP AND SILICONE END CAP

OPTIONAL PAG. 110-111

ALIMENTATORI E ACCESSORI
 POWER SUPPLIES AND ACCESSORIES

COMPLIANCE


EMC DIRECTIVE 2014/30/EU | EN 55015:2013 + A-1:2015 | EN 61547:2009 | EN 61000-3-2:2014 | EN 61000-3-3:2013
 LVD DIRECTIVE 2014/35/EU | EN 60598-1:2015 | EN 60598-2-20:2015
 ROHS DIRECTIVE 2011/65/CE ANNEX II 2015/863 | IEC 62321:2009

Striscia LED IP65 professionale progettata per offrire una tenuta ermetica, protetta contro l'ingresso di particelle di polvere dannose e getti d'acqua. Grazie alla sua funzionalità RGB e alla luce bianca aggiuntiva, è possibile creare un'ampia gamma di effetti luminosi personalizzati.

Professional IP65 LED strip designed to offer an airtight seal, protected against the entry of harmful dust particles and water jets. Thanks to its RGB functionality and additional white light, a wide range of customized lighting effects can be created.



ACOB



ACOBRO

ACOBVE

ACOBBL

NEW

LINEARI - STRISCE

ACCENTO COB

CRI 90

	A mm	g	mm
70 W	10	110	62
50 W	8	95	50

70 W (14 W/m)	6.750 lm (1.350 lm/m)	512 led/m	2200 K	ACOB-1451222 NEW	45,00 €
			2700 K	ACOB-1451227 NEW	
			3000 K	ACOB-1451230 NEW	
	7.250 lm (1.450 lm/m)	512 led/m	4000 K	ACOB-1451240 NEW	
50 W (10 W/m)	-	480 led/m	RED	ACOBRO-1048000 NEW	50,00 €
			GREEN	ACOBVE-1048000 NEW	
			BLUE	ACOBBL-1048000 NEW	

LINEARI

FOCUS

3M VHB
EXTRA STRONG
Potere dissipante
Dissipation power



TECHNICAL NOTES

LE STRIP CON LED COB (CHIP ON BOARD) GARANTISCONO UN EFFETTO DI LUCE CONTINUA
THE COB LEDS STRIPS (CHIP ON BOARD) GUARANTEE A CONTINUOUS LIGHT EFFECT



INSTALLATION



ILLUMINA CON STILE OGNI AMBIENTE INTERNO
ILLUMINATE ANY INTERIOR WITH STYLE

OPTIONAL PAG. 110-111

ALIMENTATORI E ACCESSORI
POWER SUPPLIES AND ACCESSORIES

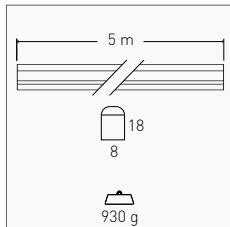
Le nuove strisce LED professionali con chip COB offrono un'illuminazione intensa e più uniforme rispetto alle tradizionali strisce LED.

The new professional LED strips with COB chips offer a more uniform and intense illumination compared to traditional LED strips.

LINEARI - STRISCE

MAGIC

IP67 - COLOR RACE RGB



Strip LED professionale RGB + White, protetta da polvere e getti d'acqua. Grazie al telecomando in dotazione è possibile gestire oltre mille giochi di luce dinamici.

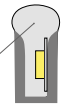
RGB + White professional LED strip, dustproof and water resistant. Thanks to the supplied remote control it is possible to manage over a thousand dynamic light effects.

24 W (4,8 W/m)		RGB	MGR5-486010	79,00 €					
					5	60		40.000 H	RGB
220-240 V	IP67	OUTDOOR	180°	METERS	LED/m	DIMMABLE	L70/B50		

FOCUS

Struttura in silicone IP67 per la massima sicurezza e resa dei colori

IP67 silicone structure for maximum security and color rendering



BLISTER KIT

MAGIC STRIP

Telecomando IR IR Remote
Alimentatore a spina Plug-in Power supply
Clip di fissaggio Fixing clip



TECHNICAL NOTES

TECNOLOGIA DI INSEGUIMENTO DEI COLORI, OGNI CHIP È PROGRAMMATO SINGOLARMENTE PER UN EFFETTO A "CASCATA"
COLOR TRACKING TECHNOLOGY, EACH CHIP IS INDIVIDUALLY PROGRAMMED FOR A "WATERFALL" EFFECT.

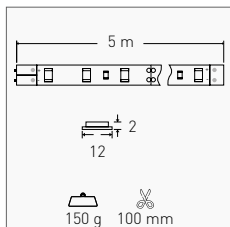


LINEARI - STRISCE
ACCENTO

RGB+W



LINEARI



95 W (19 W/m)	8.500 lm (1.700 lm/m)	RGB + 4000K	ACRGBW-196010	93,50 €						
4000K	24 V	IP20	INDOOR	120°	5 METERS	120 LED/m	DIMMABLE	50.000 H L70/B50	RGB+W	3 YEARS

FOCUS

3M VHB
 EXTRA STRONG
 Potere dissipante
 Dissipation power



TECHNICAL NOTES

LA STRIP LED RGB+W, A DIFFERENZA DELLE RGB, HA CHIP BIANCHI DEDICATI PER UN BIANCO PURO E COLORI PIÙ VIVACI
 THE RGB+W LED STRIP, UNLIKE THE RGB, HAS DESIGNATED WHITE CHIPS FOR PURE WHITE AND BRIGHTER COLORS



OPTIONAL PAG. 110-111

ALIMENTATORI E ACCESSORI
 POWER SUPPLIES AND ACCESSORIES

COMPLIANCE

EMC DIRECTIVE 2014/30/EU | EN 55015:2013 + A-1:2015 | EN 61547:2009 | EN 61000-3-2:2014 | EN 61000-3-3:2013
 LVD DIRECTIVE 2014/35/EU | EN 60598-1:2015 | EN 60598-2-20:2015
 ROHS DIRECTIVE 2011/65/CE ANNEX II 2015/863 | IEC 62321:2009

Striscia LED da interno RGB+W per trasformare la tua casa in un'opera d'arte luminosa. Esplora l'ampia gamma di colori vivaci e regola l'intensità della luce bianca per creare l'atmosfera perfetta per ogni occasione.

RGB+W indoor LED strip to transform your home into a luminous work of art. Explore the wide range of vibrant colors and adjust the intensity of the white light to create the perfect mood for any occasion.



LINEARI - STRISCE

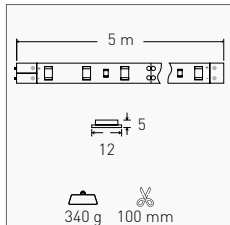
ACCÈNTO 230 V

LINEARI - STRISCE

ACCENTO 230 V

IP65

5 m

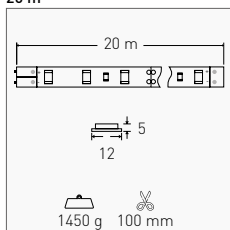


70 W (14 W/m) 7.400 lm (1.480 lm/m)	3000K	AC5230-1512030	137,00 €
	4000K	AC5230-1512040	



CONFEZIONATA IN BUSTA TERMICA
PACKED IN THERMAL BAG N.B.

20 m



280 W (14 W/m) 29.600 lm (1.480 lm/m)	3000K	AC20230-1512030	540,00 €
	4000K	AC20230-1512040	



CONFEZIONATA IN BOBINA INDUSTRIALE
PACKED IN INDUSTRIAL REEL N.B.

INCLUDED

CLIP DI FISSAGGIO E TAPPO TERMINALE IN SILICONE
FIXING CLIP AND SILICONE END CAP

OPTIONAL



Kit start 230 V - Silicone	KIT-STARTAC230	5,00 €
----------------------------	-----------------------	--------



Fixing clip - 10 pz	KIT-CLIPAC230	2,00 €
---------------------	----------------------	--------



End cap IP65 - 5 pz	KIT-ENDCAPS	2,00 €
---------------------	--------------------	--------

INSTALLATION

Strip LED professionale alimentata direttamente a 230 V (No driver), con guaina protettiva in silicone e nastro adesivo 3M. Sezionabile ogni 10 cm.

Professional LED strip powered directly at 230 V (No driver), with protective silicone sheath and 3M adhesive tape. Sectionable every 10 cm.



IDEALE PER LE INSTALLAZIONI CON COLLEGAMENTO DIRETTO ALLA RETE
IDEAL FOR INSTALLATIONS WITH DIRECT CONNECTION TO THE MAIN

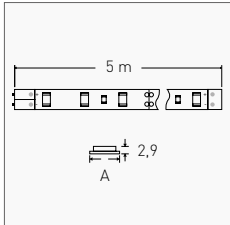




7 W/m

14 W/m

LINEARI - STRISCE
ACCÈNTO

LINEARI - STRISCE
ACCENTO



	A mm	 g	 mm
35 W	8	71	165
70 W	10	290	100

35 W (7 W/m)	3.500 lm (700 lm/m)	30 led/m	3000K	AC2-722430	23,00 €
			4000K	AC2-722440	
			6000K	AC2-722460	
70 W (14 W/m)	7.000 lm (1.400 lm/m)	60 led/m	3000K	AC2-142430	27,50 €
			4000K	AC2-142440	
			6000K	AC2-142460	



 EASY TO INSTALL

LINEARI

Striscia LED da interno progettata con la massima attenzione ai dettagli e alle prestazioni.

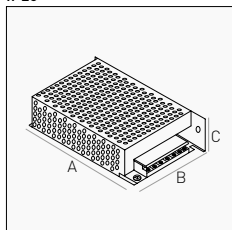
Indoor LED strip designed with the utmost attention to detail and performance.

OPTIONAL PAG. 110-111

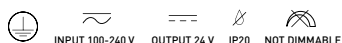
ALIMENTATORI E ACCESSORI
 POWER SUPPLIES AND ACCESSORIES

ACCESSORIES
DRIVER

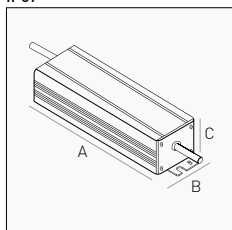
IP20



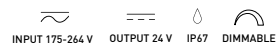
		A	B	C			
40 W	1500 mA	110 mm	77 mm	35 mm	186 g	RDAC35-24	15,50 €
60 W	2500 mA	110 mm	77 mm	35 mm	186 g	RDAC60-24	21,50 €
100 W	4200 mA	160 mm	99 mm	43 mm	312 g	RDAC100-24	29,00 €
120 W	5000 mA	200 mm	99 mm	43 mm	430 g	RDAC120-24	31,00 €
150 W	6500 mA	200 mm	99 mm	43 mm	590 g	RDAC150-24	33,50 €
200 W	8300 mA	200 mm	110 mm	50 mm	590 g	RDAC200-24	43,00 €



IP67

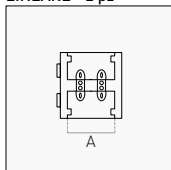


		PROTOCOL	A	B	C			
50 W	2100 mA	-	205 mm	35 mm	24 mm	266 g	RDAC50-2467	36,00 €
60 W	2500 mA	1-10 V	170 mm	50 mm	32 mm	450 g	RDAC60-2467D	74,50 €
100 W	4200 mA	-	182 mm	62 mm	20 mm	380 g	RDAC100-2467	57,50 €
		1-10 V	182 mm	62 mm	20 mm	380 g	RDAC100-2467D	119,00 €
150 W	6250 mA	1-10 V	238 mm	58 mm	32 mm	800 g	RDAC150-2467D	137,00 €
200 W	8300 mA	-	238 mm	58 mm	32 mm	760 g	RDAC200-2467	86,50 €
250 W	10.500 mA	1-10 V	248 mm	72 mm	32 mm	1000 g	RDAC250-2467D	170,50 €
300 W	12.500 mA	-	228 mm	72 mm	32 mm	1000 g	RDAC300-2467	115,00 €



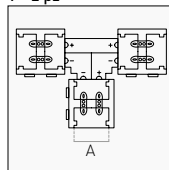
ACCESSORIES
CONNECTORS

LINEARE - 2 pz



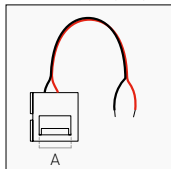
	A		
Plastic Bag	8 mm	ACCN8	1,00 €
	10 mm	ACCN10	1,50 €

T - 2 pz



	A		
Plastic Bag	8 mm	ACCN8T	4,00 €
	10 mm	ACCN10T	4,50 €

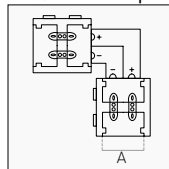
LINEARE CON CAVO - 2 pz



	A		
Plastic Bag	8 mm	ACCN8WIRE	1,50 €
	10 mm	ACCN10WIRE	4,00 €

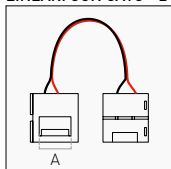
15 cm

ANGOLARI A L - 2 pz



	A		
Plastic Bag	8 mm	ACCN8ANG	3,00 €
	10 mm	ACCN10ANG	3,00 €

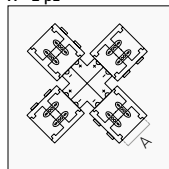
LINEARI CON CAVO - 2 pz



	A		
Plastic Bag	8 mm	ACCN8WIRE2	2,00 €
	10 mm	ACCN10WIRE2	2,00 €

15 cm

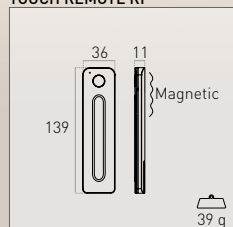
X - 2 pz



	A		
Plastic Bag	8 mm	ACCN8X	5,00 €
	10 mm	ACCN10X	5,00 €

ACCESSORIES CONTROLLER

TOUCH REMOTE RF



OUTPUT	BATTERY		
RF (2.4 GHz)	1x CR2032	CTLRF	41,00 €

IP20
 30 m MAX DISTANCE
 0-100% TOUCH SLIDE
 MAGNETIC
 5 YEARS

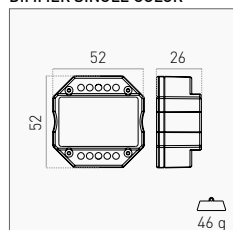
TECHNICAL NOTES

TELECOMANDO RF TOUCH SLIDE CON SUPPORTO A PARETE MAGNETICO
RF TOUCH SLIDE REMOTE CONTROL WITH MAGNETIC WALL SUPPORT



LINEARI

DIMMER SINGLE COLOR



OUTPUT	PROTOCOL		
POWER 192 W / 24 V	0-100% + PUSH	DIM-PWM	43,00 €

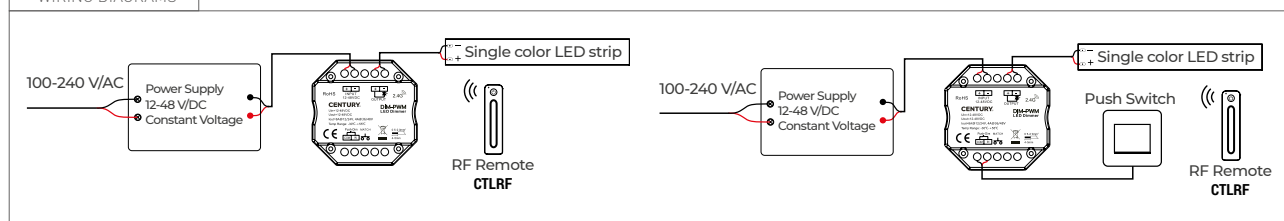
IP20
 12-48 V INPUT / OUTPUT V.
 0% - 100% + PUSH-DIM
 4096 STEP 0-100%
 5 YEARS

TECHNICAL NOTES

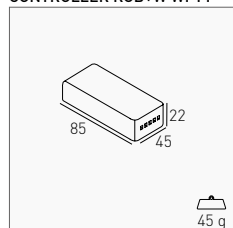
MONTAGGIO TIPICO A PARETE CON SCATOLA DI GIUNZIONE
TYPICAL WALL MOUNT WITH JUNCTION BOX



WIRING DIAGRAMS



CONTROLLER RGB+W WI-FI

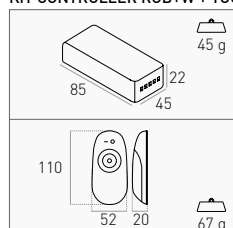


CARICO MASSIMO / MAXIMUM LOAD		
5 A x 4 Channel = 20 A / Max 120 W	CTLSMA-ACRGBW	32,50 €

IP20
 12-24 V INPUT / OUTPUT
 2,4 GHz WI-FI
 RGB+W




KIT CONTROLLER RGB+W + TOUCH REMOTE



CARICO MASSIMO / MAXIMUM LOAD			
6 A x 4 Channel = 24 A / Max 120 W	KIT-ACRGBW	43,00 €	

IP20
 12-24 V INPUT / OUTPUT
 2,4 GHz REMOTE RF
 30 m MAX DISTANCE
 20 PROGRAMS
 RGB+W









LINEARI - PROFILI IN ALLUMINIO

COMPATIBILITY

		ACCÈNTO PRO				ACCÈNTO			
		CLASSIC	FILO LUCE	DOUBLE ROW	COB	CLASSIC	RGB+W	230 V	KIT BLISTER
INCASSO RECESSED	KPRI-2508	✓	✓	-	✓	✓	✓	-	✓
	KPRI-3011	✓	✓	✓	✓	✓	✓	✓	✓
	KPRI-2212	✓	✓	-	✓	✓	-	-	✓
	KPRIC-4736	✓	✓	✓	✓	✓	✓	✓	✓
CARTONGESSO PLASTERBOARD	KPRCG-5314	✓	✓	-	✓	✓	-	-	✓
	KPRCG-5123	✓	✓	-	✓	✓	-	-	✓
	KPRCG-4626	✓	✓	-	✓	✓	-	-	✓
SUPERFICIE SURFACE	KPRS-1708	✓	✓	-	✓	✓	-	-	✓
	KPRS-1611	✓	✓	-	✓	✓	✓	-	✓
	KPRSL-5709	✓	✓	-	✓	✓	-	-	✓
	KPRAN-1818	✓	✓	-	✓	✓	-	-	✓
40°	KPRI40G-2413	✓	✓	-	✓	✓	✓	-	✓
	KPRS40G-1713	✓	✓	-	✓	✓	✓	-	✓
SPECIALE SPECIAL	KPRCA-2711	✓	✓	-	✓	✓	✓	-	✓
	KPRBS-1468	-	-	-	✓	✓	-	-	✓
	KPRVE-4217	✓	✓	-	✓	✓	✓	-	✓
	KPRS-3537	✓	✓	✓	✓	✓	✓	✓	✓
SCALE STAIRS	KPRSC-6528	✓	✓	-	✓	✓	✓	-	✓
	KPRSC-8050	✓	✓	-	✓	✓	-	-	✓

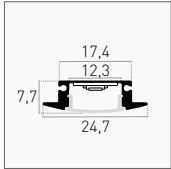
LINEARI



INCASSO

RECESSED

OPTIONAL



Aluminum	KPRI-2508	24,00 €
White <input type="checkbox"/>	KPRI-2508B	32,50 €
Black <input checked="" type="checkbox"/>	KPRI-2508N	

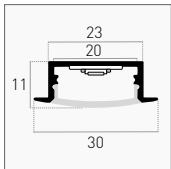
IP20 2 m KIT 12,3 mm SPACE FOR STRIP ALUMINUM 5 YEARS

INCLUDED



Cover 1 pz	Opal Black <input checked="" type="checkbox"/>	PRCN-2508N	12,00 €
	Transparent <input type="checkbox"/>	PRCV-2508	4,00 €
	Opal <input type="checkbox"/>	PRCO-2508	5,00 €
Cap 5 pz	-	KPRI-2508-CAP	2,00 €
	Forati With hole	KPRI-2508-CAPH	
Clip 10 pz	Fissaggio Fixing	KPRI-2508-CLIP	4,00 €

OPTIONAL



Aluminum	KPRI-3011	24,00 €
----------	------------------	---------

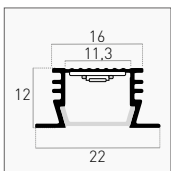
IP20 2 m KIT 20 mm SPACE FOR STRIP ALUMINUM 5 YEARS

INCLUDED



Cover 1 pz	Transparent <input type="checkbox"/>	PRCV-3011	6,50 €
Cap 5 pz	-	KPRI-3011-CAP	2,00 €
	Forati With hole	KPRI-3011-CAPH	

OPTIONAL



Aluminum	KPRI-2212	19,00 €
----------	------------------	---------

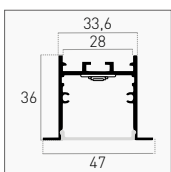
IP20 2 m KIT 11,3 mm SPACE FOR STRIP ALUMINUM 5 YEARS

INCLUDED



Cover 1 pz	Transparent <input type="checkbox"/>	PRCV-2212	4,00 €
Cap 5 pz	-	KPRI-2212-CAP	2,00 €
	Forati With hole	KPRI-2212-CAPH	


OPTIONAL



Aluminum	KPRIC-4736	108,00 €
----------	-------------------	----------

IP20 2 m KIT 28 mm SPACE FOR STRIP ALUMINUM 5 YEARS

INCLUDED




Clip 10 pz	Cartongesso Plasterboard	KPRIC-4736-CLIP	24,00 €
Cap 5 pz	-	KPRIC-4736-CAP	11,00 €
	Forati With hole	KPRIC-4736-CAPH	


Profili in alluminio da incasso per strisce LED. Assicurano un'installazione professionale e una distribuzione uniforme della luce. Il kit da 2 metri include una cover bianca opale e accessori di montaggio.

Recessed aluminum profiles for LED strips. They ensure a professional installation and uniform light distribution. The 2 meter kit includes an opal white cover and installation accessories.


KPRCG-5314



KPRCG-5123



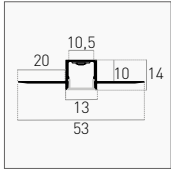
KPRCG-4626



LINEARI - PROFILI IN ALLUMINIO

CARTONGESSO

PLASTERBOARD

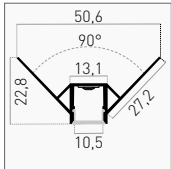


Aluminum		KPRCG-5314	57,50 €
IP20		3 m KIT	10,5 mm SPACE FOR STRIP
			5 YEARS
INCLUDED			
		OPAL COVER	CAPS

OPTIONAL

Cover	1 pz	Opal		PRCO-5314	6,00 €
Cap	5 pz			KPRCG-5314-CAP	2,50 €
		Forati With hole		KPRCG-5314-CAPH	

ANGOLARE ESTERNO OUTSIDE CORNER

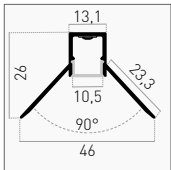


Aluminum		KPRCG-5123	88,50 €
IP20		3 m KIT	10,5 mm SPACE FOR STRIP
			5 YEARS
INCLUDED			
		OPAL COVER	CAPS

OPTIONAL

Cap	5 pz			KPRCG-5123-CAP	2,50 €
		Forati With hole		KPRCG-5123-CAPH	

ANGOLARE INTERNO INSIDE CORNER



Aluminum		KPRCG-4626	67,00 €
IP20		3 m KIT	10,5 mm SPACE FOR STRIP
			5 YEARS
INCLUDED			
		OPAL COVER	CAPS

OPTIONAL

Cap	5 pz			KPRCG-4626-CAP	2,50 €
		Forati With hole		KPRCG-4626-CAPH	

Profili in alluminio per installazioni a scomparsa su cartongesso. Assicurano un'installazione professionale e una distribuzione uniforme della luce. Il kit da 3 metri include una cover bianca opale e tappi.

Aluminum profiles for concealed installation on plasterboard. They ensure a professional installation and uniform light distribution. The 3 meter kit includes an opal white cover and caps.


FOCUS



Packaging tubolare protettivo
Protective tubular packaging

LINEARI


KPRS-1708N



KPRS-1611B



KPRSL-5709

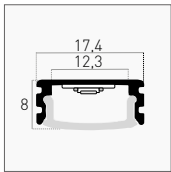


KPRAN-1818N



SUPERFICIE

SURFACE



Aluminum		KPRS-1708	19,00 €
White		KPRS-1708B	21,50 €
Black		KPRS-1708N	26,50 €

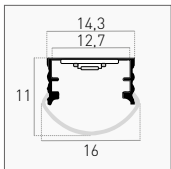
IP20 2 m KIT 12,3 mm SPACE FOR STRIP ALUMINUM 5 YEARS

INCLUDED OPAL COVER CAPS CLIPS

OPTIONAL

Cover	1 pz	Opal Black	PRCN-1708N	12,00 €
		Transparent	PRCV-1708	5,50 €
		Opal	PRCO-1708	5,00 €
Cap	5 pz	-	KPRS-1708-CAP	2,00 €
		Forati With hole	KPRS-1708-CAPH	
Clip	10 pz	Fissaggio Fixing	KPRS-1708-CLIP	4,00 €

BOMBATA ROUNDED



Aluminum		KPRS-1611	15,00 €
White		KPRS-1611B	20,50 €
Black		KPRS-1611N	

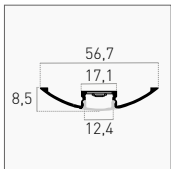
IP20 2 m KIT 12,7 mm SPACE FOR STRIP ALUMINUM 5 YEARS

INCLUDED OPAL COVER CAPS CLIPS

OPTIONAL

Cover	1 pz	Opal Black	PRCN-1611N	11,00 €
		Opal	PRCO-1611	5,00 €
Cap	5 pz	-	KPRS-1611-CAP	2,00 €
		Forati With hole	KPRS-1611-CAPH	
Clip	10 pz	Fissaggio Fixing	KPRS-1611-CLIP	4,00 €

ULTRAPIATTA ULTRA FLAT



Aluminum		KPRSL-5709	32,50 €
----------	--	-------------------	---------

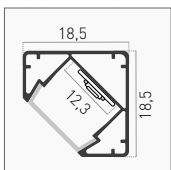
IP20 2 m KIT 12,4 mm SPACE FOR STRIP ALUMINUM 5 YEARS

INCLUDED OPAL COVER CAPS CLIPS

OPTIONAL

Cap	5 pz	-	KPRSL-5709-CAP	3,50 €
		Forati With hole	KPRSL-5709-CAPH	
Clip	10 pz	Fissaggio Fixing	KPRSL-5709-CLIP	14,50 €

ANGOLARE ANGULAR



Aluminum		KPRAN-1818	19,00 €
White		KPRAN-1818B	24,00 €
Black		KPRAN-1818N	36,00 €

IP20 2 m KIT 12,3 mm SPACE FOR STRIP ALUMINUM 5 YEARS

INCLUDED OPAL COVER CAPS CLIPS


OPTIONAL

Cover	1 pz	Opal Black	PRCN-1818N	11,00 €
		Transparent	PRCV-1818	5,50 €
		Opal	PRCO-1818	5,00 €
Cap	5 pz	-	KPRAN-1818-CAP	2,00 €
		Forati With hole	KPRAN-1818-CAPH	
Clip	10 pz	Fissaggio Fixing	KPRAN-1818-CLIP	4,00 €

Profili in alluminio da superficie per strisce LED. Assicurano un'installazione professionale e una distribuzione uniforme della luce. Il kit da 2 metri include una cover bianca opale e accessori di montaggio.

Surface aluminum profiles for LED strips. They ensure a professional installation and uniform light distribution. The 2 meter kit includes an opal white cover and installation accessories.

KPRI40G-2413

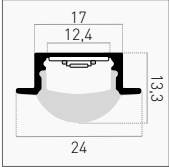


KPRS40G-1713



40°

INCASSO RECESSED

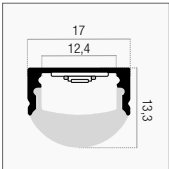


Aluminum		KPRI40G-2413	30,00 €
		2 m KIT	12,4 mm SPACE FOR STRIP
			5 YEARS
INCLUDED			
		OPAL COVER	CAPS

OPTIONAL

Cap	5 pz	-	KPRI40G-2413-CAP	2,00 €
		Forati With hole	KPRI40G-2413-CAPH	

SUPERFICIE SURFACE



Aluminum		KPRS40G-1713	24,00 €
		2 m KIT	12,4 mm SPACE FOR STRIP
			5 YEARS
INCLUDED			
		OPAL COVER	CAPS
			CLIPS

OPTIONAL

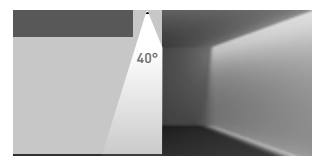
Cap	5 pz	-	KPRS40G-1713-CAP	2,00 €
		Forati With hole	KPRS40G-1713-CAPH	
Clip	10 pz	Fissaggio Fixing	KPRS40G-1713-CLIP	4,50 €

LINEARI

Profili in alluminio con speciale cover per concentrare la luce in un fascio ristretto permettendogli di raggiungere una maggiore distanza.

Aluminum profiles with special cover to concentrate the light in a narrow beam allowing it to reach a greater distance.

INSTALLATION




PERFETTO PER CREARE UN EFFETTO WALLWASHER
PERFECT FOR WALLWASHER EFFECT




KPRCA-2711



KPRBS-1468



KPRVE-4217

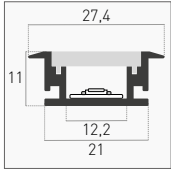


KPRS-3537

SPECIALI

SPECIAL

CALPESTABILE WALKABLE

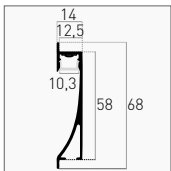


Aluminum		KPRCA-2711	32,50 €
	2 m	12,2 mm	5
IP20	KIT	SPACE FOR STRIP	ALUMINUM YEARS
INCLUDED			
		OPAL COVER	CAPS

OPTIONAL

Cap	5 pz	-	KPRCA-2711-CAP	5,50 €
		Forati With hole	KPRCA-2711-CAPH	5,00 €

BATTISCOPIA SKIRTING

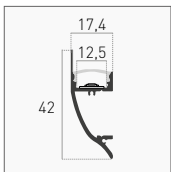


Aluminum		KPRBS-1468	110,50 €
	2 m	10,3 mm	5
IP20	KIT	SPACE FOR STRIP	ALUMINUM YEARS
INCLUDED			
		OPAL COVER	CAPS

OPTIONAL

Cap	5 pz	-	KPRBS-1468-CAP	7,00 €
		Forati With hole	KPRBS-1468-CAPH	

VELA

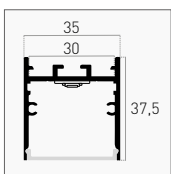


Aluminum		KPRVE-4217	51,50 €
	3 m	12,5 mm	5
IP20	KIT	SPACE FOR STRIP	ALUMINUM YEARS
INCLUDED			
		OPAL COVER	CAPS CLIPS

OPTIONAL

Cap	5 pz	-	KPRVE-4217-CAP	7,00 €
		Forati With hole	KPRVE-4217-CAPH	8,50 €
Clip	10 pz	Fissaggio Fixing	KPRVE-4217-CLIP	14,50 €

SOSPENSIONE SUSPENSION



Aluminum		KPRS-3537	108,00 €
White		KPRS-3537B	125,00 €
	2 m	30 mm	5
IP20	KIT	SPACE FOR STRIP	ALUMINUM YEARS
INCLUDED			
		SUSPENSION KIT	OPAL COVER CAPS CLIPS JOINT PLATES

OPTIONAL

Cover	1 pz	Opal	PRCO-3537	15,50 €
Cap	5 pz	-	KPRS-3537-CAP	11,00 €
		Forati With hole	KPRS-3537-CAPH	
Clip	10 pz	Fissaggio Fixing	KPRS-3537-CLIP	14,50 €

Profili in alluminio per strisce LED adatti per installazioni speciali e professionali. Assicurano una distribuzione uniforme e precisa della luce.

Aluminum profiles for LED strips suitable for special and professional installations. They ensure a uniform and precise distribution of light.

LINEARI



KPRSC-6528

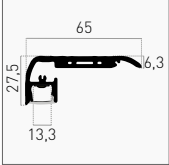


KPRSC-8050

SCALE

STAIRS

LUCE PERPENDICOLARE PERPENDICULAR LIGHT

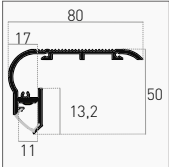


Aluminum		KPRSC-6528	60,00 €
IP20	1,5 m KIT	13,3 mm SPACE FOR STRIP	ALUMINUM 5 YEARS
INCLUDED			
		OPAL COVER	CAPS

OPTIONAL

Cap	5 pz	-	KPRSC-6528-CAP	4,50 €
		Forati With hole	KPRSC-6528-CAPH	3,50 €

LUCE OBLIQUA OBLIQUE LIGHT



Aluminum		KPRSC-8050	79,00 €
IP20	1,5 m KIT	11 mm SPACE FOR STRIP	ALUMINUM 5 YEARS
INCLUDED			
		OPAL COVER	CAPS

OPTIONAL

Cap	5 pz	-	KPRSC-8050-CAP	4,50 €
		Forati With hole	KPRSC-8050-CAPH	3,50 €

LINEARI

Profili in alluminio per strisce LED adatti per installazioni su scale. Presentano una pratica scanalatura antiscivolo per la massima sicurezza.



Aluminum profiles for LED strips suitable for stair installations. practical non-slip groove for maximum safety.

TECHNICAL NOTES

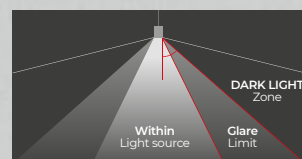


SCANALATURA ANTISCIVOLO PRESENTE SULLA SUPERFICIE
ANTI-SLIP GROOVE ON THE SURFACE

Prismatic



TECHNICAL NOTES



UN APPARECCHIO PUÒ ESSERE CLASSIFICATO COME DARK LIGHT SOLO QUANDO SODDISFA I REQUISITI PER IL LIMITE DI BUIO, OVVERO DEVONO ESSERCI MENO DI 200 CD/LM2 SOPRA L'ANGOLO DI VISIONE DI 60°.
AN APPLIANCE CAN ONLY BE CLASSIFIED AS DARK LIGHT WHEN IT MEETS THE REQUIREMENTS FOR THE DARK LIMIT, THERE MUST BE LESS THAN 200 CD / LM2 ABOVE THE 60 ° VIEWING ANGLE.

NEW

LINEARI - PLAFONIERE

LINKY



Dark Light

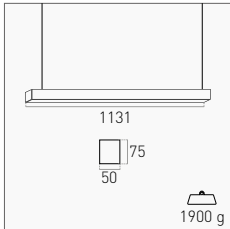
NEW

LINEARI - PLAFONIERE

LINKY

UGR<16 - TRICOLOR

PRISMATIZZATO



SOURCE		OUTPUT							
32 W	4.200 lm	2.980 lm	Aluminum		3000K - 4000K - 5700K	LNK-321200	NEW	120,00 €	



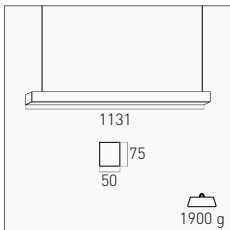
ALUMINUM PRISMATIC PC DIFFUSER CCT 90 3
TRICOLOR CRI YEARS

INCLUDED



INSTALLAZIONE A SOFFITTO O A SOSPENSIONE TRAMITE KIT INCLUSO
CEILING OR SUSPENDED INSTALLATION USING INCLUDED KIT

DARK LIGHT



SOURCE		OUTPUT							
32 W	4.500 lm	3.300 lm	White	<input type="checkbox"/>	4000K	LNK16BI-321240		149,00 €	



<16 UGR DARK LIGHT REFLECTOR ALUMINUM 3
YEARS

INCLUDED



INSTALLAZIONE A SOFFITTO O A SOSPENSIONE TRAMITE KIT INCLUSO
CEILING OR SUSPENDED INSTALLATION USING INCLUDED KIT

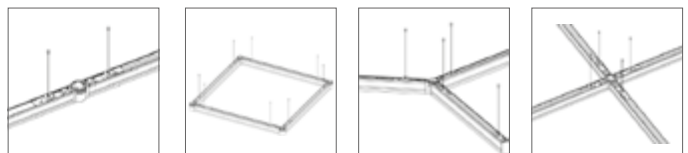
OPTIONAL

RACCORDO PER COLLEGAMENTO IN SERIE
JOINT FOR SERIES CONNECTION



Lineare Linear	Grey	LNKCNL	6,50 €
Snodato 2 vie 2-way articulated	Grey	LNKCN2	9,00 €
	White <input type="checkbox"/>	LNKCN2BI	
Snodato 4 vie 4-way articulated	Grey	LNKCN4	12,00 €
	White <input type="checkbox"/>	LNKCN4BI	

INSTALLATION



Plafoniere da interno collegabili tramite raccordi di giunzione opzionali. Struttura in alluminio con parabole in PC.

Indoor ceiling lights linkable with optional junction connection. Aluminum structure with PC parables.

GRAZIE AI RACCORDI È POSSIBILE CREARE COMPOSIZIONI
JOINTS SUITABLE FOR MANY DIFFERENT COMPOSITIONS

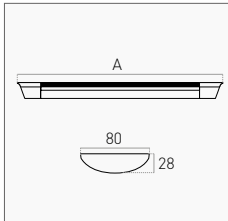
LINEARI




LINEARI - PLAFONIERE

STABILA

LINEARI - PLAFONIERE
STABILA



	A mm	 g
19 W	600	367
36 W	1200	578
45 W	1500	783
60 W	1500	783

	SOURCE	OUTPUT			
19 W	2.300 lm	2.090 lm	3000K	STB-186030	26,50 €
			4000K	STB-186040	
36 W	4.400 lm	4.220 lm	3000K	STB-361230	38,50 €
			4000K	STB-361240	
45 W	5.780 lm	5.050 lm	3000K	STB-451530	48,00 €
			4000K	STB-451540	
60 W	7.290 lm	7.000 lm	4000K	STB-601540	77,00 €

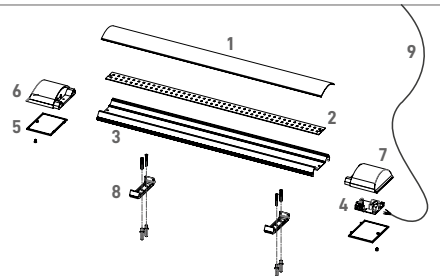


3-in-1
 INSTALLATION EASY TO INSTALL ALUMINUM

LINEARI

EXPLODED VIEW

1. Diffusore trasparente Clear diffuser
2. Piastra LED LED plate
3. Base di alloggiamento in alluminio
Aluminum housing base
4. Driver
5. - 6. - 7. Cap di chiusura Closing cap
8. Staffa di fissaggio Mounting bracket
9. Cavo di alimentazione Power cable



INCLUDED



KIT INSTALLAZIONE A SOFFITTO O A PARETE
 CEILING OR WALL INSTALLATION KIT

OPTIONAL PAG. 46



KIT INSTALLAZIONE A SOSPENSIONE
 SUSPENSION INSTALLATION KIT

KIT-PQ40 11,00 €

Plafoniera versatile ed elegante, caratterizzata da un corpo in alluminio di alta qualità. La sua installazione è semplice: può essere montata a soffitto, a parete o sospesa grazie all'opzionale kit di sospensione. Aggiunge un tocco di stile e illuminazione efficace a qualsiasi ambiente.

Versatile and elegant ceiling light, characterized by a high-quality aluminum body. Its installation is simple and can be mounted on the ceiling, on the wall, or suspended using the optional suspension kit. It adds a stylish touch and effective illumination to any environment.

CHAPTER 5

INDUSTRIAL

LOW-BAY

LUMENTOP **NEW**

PRIMA **NEW**

SUPERLIGHT

SUPREMA ROUND

SUPREMA ROUND-V **NEW**

TUBILED

FULL VISION+ **NEW**

FULL VISION

HIGH-BAY

EXTREMA 150

DISCOVERY

DISCOVERY MAX

SORGENTI

MAXIMA




NEW

PLAFONIERA STAGNA

LUMENTOP



INDUSTRIAL



NEW

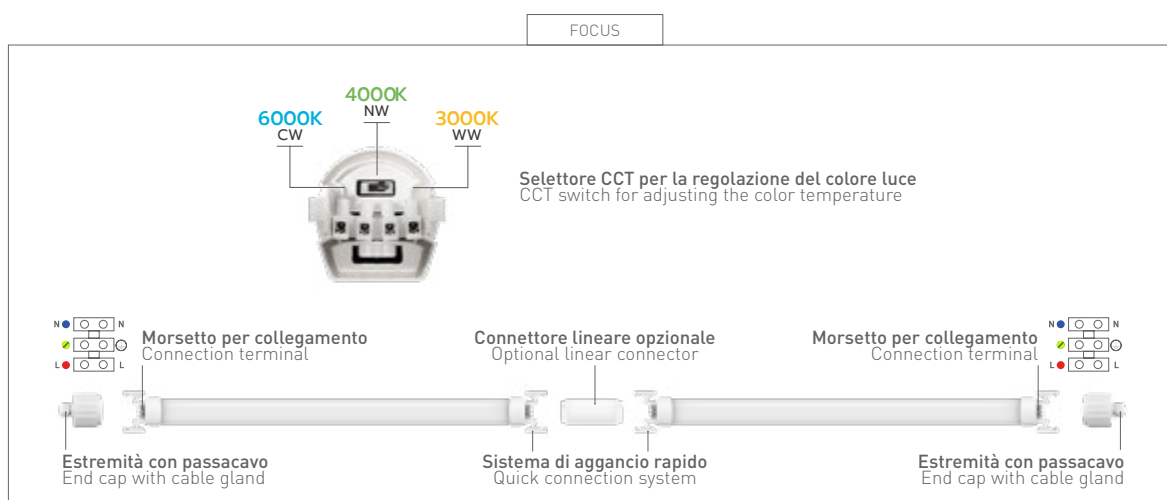
PLAFONIERA STAGNA

LUMENTOP

IP65 - TRICOLOR - DIMMABLE - EMERGENCY

Plafoniera stagna IP65 versatile, funzionale e dal design compatto, dotata di un selettore di colore della luce che permette di adattarla alle diverse esigenze. Disponibile nelle versioni standard, dimmerabile DALI ed emergenza, offre soluzioni luminose personalizzabili per ogni ambiente.

Versatile, functional and compact IP65 waterproof ceiling light, equipped with a color temperature selector which allows to adapt it to different needs. Available in standard, dimmable, and emergency versions, it offers customizable lighting solutions for every environment.



OPTIONAL



CONNETTORE LINEARE PER COLLEGAMENTO IN SERIE
LINEAR CONNECTOR FOR SERIES CONNECTION

LOPCON **NEW** 5,00 €

SERIES INSTALLATION



PORTATA MASSIMA PER COLLEGAMENTO IN SERIE
MAXIMUM CAPACITY FOR SERIES CONNECTION

COMPLIANCE

EMC DIRECTIVE 2014/30/EU | EN IEC 55015:2019+A11:2020 | EN IEC 61547:2009 | EN IEC 61000-3-2:2019+ A1:2021 EN 61000-3-3:2013+A1:2019+A2:2021
 LVD DIRECTIVE 2014/35/EU | EN 62560:2012/A11:2019 | EN 62471:2008 | EN 62493:2015
 ROHS DIRECTIVE 2011/65/CE | IEC 62321-3-1:2013 | IEC 62321-4:2013+A1:2017 | IEC 62321-5:2013
 IEC 62321-6:2015 IEC 62321-7-1:2015 | EN ISO 17075-1:2017 | IEC 62 321-8:2017

18 W MAX 26 pz

36 W MAX 18 pz

56 W MAX 13 pz

LUMENTOP STANDARD

	A mm	g
18 W	630	578
36 W	1230	850
56 W	1530	1000

OUTPUT				
18 W	2.340 lm	3000K - 4000K - 6000K	LOP-186000 NEW	45,50 €
36 W	4.680 lm	3000K - 4000K - 6000K	LOP-361200 NEW	69,50 €
56 W	7.280 lm	3000K - 4000K - 6000K	LOP-561500 NEW	91,00 €

3-in-1
 INSTALLATION EASY TO INSTALL 50.000 H L70/B50 CCT TRICOLOR 5 YEARS

LUMENTOP DIMMABLE

	A mm	g
18 W	630	640
36 W	1230	1000
56 W	1530	1150

OUTPUT		PROTOCOL			
18 W	2.340 lm	DALI-2	3000K - 4000K - 6000K	LOPD-186000 NEW	115,00 €
36 W	4.680 lm	DALI-2	3000K - 4000K - 6000K	LOPD-361200 NEW	139,00 €
56 W	7.280 lm	DALI-2	3000K - 4000K - 6000K	LOPD-561500 NEW	156,00 €

DIMMABLE DALI-2 3-in-1
 INSTALLATION EASY TO INSTALL 50.000 H L70/B50 CCT TRICOLOR 5 YEARS

LUMENTOP EMERGENCY

	A mm	g
36 W	1230	1100
56 W	1530	1250

OUTPUT		EMERGENCY		BATTERY			
36 W	4.680 lm	3 W	300 lm	LiFeP04 6,4 V 1.500 mAh	3000K - 4000K - 6000K	LOPE-361200 NEW	139,00 €
56 W	7.280 lm	5 W	700 lm	LiFeP04 6,4 V 3.000 mAh	3000K - 4000K - 6000K	LOPE-561500 NEW	156,00 €

3 h EMERGENCY 24 h RECHARGE 3-in-1
 INSTALLATION EASY TO INSTALL 50.000 H L70/B50 CCT TRICOLOR 5 YEARS

TECHNICAL NOTES

EMERGENZA TIPO SA (PERMANENTE).
 LA PLAFONIERA RIMANE ACCESA E CONTINUA AD ILLUMINARE ANCHE IN CASO DI MANCANZA RETE
 ALWAYS ON EMERGENCY TYPE (PERMANENT).
 CEILING LIGHT STAYS ON AND CONTINUES TO LIGHT UP EVEN DURING MAINS FAILURE.


OPTIONAL PAG. 46



KIT INSTALLAZIONE A SOSPENSIONE
 SUSPENSION INSTALLATION KIT

KIT-PQ40	11,00 €
-----------------	---------

INCLUDED



KIT INSTALLAZIONE A SOFFITTO O A PARETE
 CEILING OR WALL INSTALLATION KIT



NEW

PLAFONIERA STAGNA

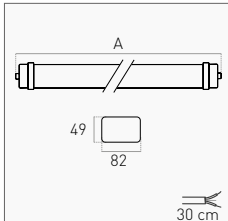
PRIMA

NEW

PLAFONIERA STAGNA

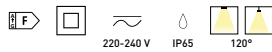
PRIMA

IP65



	A mm	g
30 W	630	300
50 W	1230	500
70 W	1530	600

OUTPUT				
30 W	3.200 lm	4000K	PRM-306040 NEW	33,00 €
50 W	5.400 lm	4000K	PRM-501240 NEW	43,00 €
70 W	7.600 lm	4000K	PRM-701540 NEW	55,00 €



2-in-1
INSTALLATION EASY TO INSTALL 50.000 H
L70/B50

SERIES INSTALLATION



PREDISPOSIZIONE PER INSTALLAZIONE IN SERIE, MAX 200 W
SUITABLE FOR SERIES INSTALLATION, MAX 200 W

30 W MAX 6 pz

50 W MAX 4 pz

70 W MAX 3 pz

INCLUDED



KIT INSTALLAZIONE A SOFFITTO
CEILING INSTALLATION KIT

OPTIONAL PAG. 46



KIT INSTALLAZIONE A SOSPENSIONE
SUSPENSION INSTALLATION KIT

KIT-PQ40 11,00 €

Plafoniera IP65 con LED integrato dal design compatto, ideale per ambienti interni ed esterni.

Compact design IP65 ceiling light with integrated LED, for indoor and outdoor ambience.

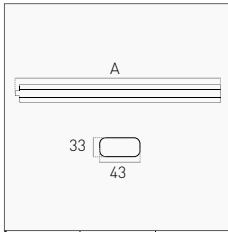
INDUSTRIAL




PLAFONIERA STAGNA
SUPERLIGHT

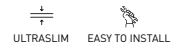
PLAFONIERA STAGNA
SUPERLIGHT

IP65



	A mm	 g
18 W	625	180
24 W	1150	300
36 W	1525	400

	SOURCE	OUTPUT			
18 W	1.900 lm	1.800 lm	4000K	SPL65-186040	20,50 €
24 W	2.500 lm	2.400 lm	4000K	SPL65-241240	25,00 €
36 W	3.900 lm	3.600 lm	4000K	SPL65-361540	33,50 €



INDUSTRIAL

Plafoniera IP65 con LED integrato dal design compatto, ideale per ambienti interni ed esterni.

Compact design IP65 ceiling light with integrated LED, for indoor and outdoor ambience.



INCLUDED

KIT INSTALLAZIONE A SOFFITTO 
 CEILING INSTALLATION KIT 

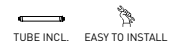
PLAFONIERA STAGNA
SUPREMA ROUND

IP65 - TUBE INCLUDED



	A mm	B mm	g
9 W	665	69	630
18 W	1263	69	1200
36 W	1263	110	1860
48 W	1564	110	2400

TUBE	SOURCE				
1	9 W	900 lm	4000K	SPPR-106040	24,00 €
	18 W	1.800 lm	4000K	SPPR-181240	31,00 €
2	36 W	3.600 lm	4000K	SPPR-361240	45,50 €
	48 W	5.000 lm	4000K	SPPR-481540	57,50 €



Plafoniera IP65 con tubi LED inclusi. Cablaggio con possibilità di derivazione linea interna, valida sostituta delle plafoniere stagne tradizionali.

IP65 ceiling light with LED tubes included. Wiring with the possibility of shunting an internal line, suitable for relamping of traditional watertight ceiling lights.

TECHNICAL NOTES

PREDISPOSIZIONE PER CONNESSIONE IN SERIE
 SUITABLE FOR SERIES CONNECTION

INCLUDED

TUBI LED SOSTITUIBILI
 REPLACEABLE LED TUBES

ACCESSORI DI FISSAGGIO E PASSACAVO
 FIXING ACCESSORIES AND CABLE GLAND

NEW

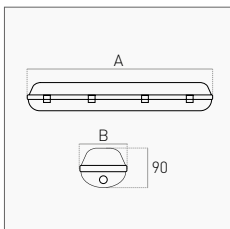
PLAFONIERA STAGNA

SUPREMA ROUND-V

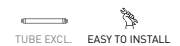
IP65 - VUOTA/EMPTY



INDUSTRIAL



TUBE SLOT	A	B			
1	665 mm	69 mm	510 g	SPPRV-106000 NEW	14,00 €
	1260 mm	69 mm	870 g	SPPRV-181200 NEW	19,00 €
	1560 mm	69 mm	1500 g	SPPRV-241500 NEW	26,50 €
2	665 mm	110 mm	610 g	SPPRV-206000 NEW	16,50 €
	1260 mm	110 mm	1180 g	SPPRV-361200	25,00 €
	1560 mm	110 mm	1650 g	SPPRV-481500	34,00 €



REQUIRED

TUBI LED T8
T8 LED TUBES

TECHNICAL NOTES


PREDISPOSIZIONE PER CONNESSIONE IN SERIE
SUITABLE FOR SERIES CONNECTION

Plafoniera stagna IP65 per tubi Led T8 con alimentazione da singolo lato, cablaggio con possibilità di derivazione linea interna.

IP65 watertight ceiling light for T8 Led tubes with single-ended power supply, internal line derivation wiring optional.

WIRING DIAGRAMS

Cablaggio doppio tubo interno
Internal double tube wiring



INCLUDED

ACCESSORI DI FISSAGGIO E PASSACAVO
FIXING ACCESSORIES AND CABLE GLAND

NEW

TUBI LED

FULL VISION +

HIGH EFFICIENCY



FULL VISION + 160 lm/W


	A mm	g
9 W	600	96
18 W	1200	176
22 W	1500	210

		OUTPUT		
9 W	1.440 lm	4000K	FVT8M160-096040 NEW	6,00 €
		6500K	FVT8M160-096065 NEW	
18 W	2.880 lm	4000K	FVT8M160-181240 NEW	8,00 €
		6500K	FVT8M160-181265 NEW	
22 W	3.520 lm	4000K	FVT8M160-221540 NEW	9,50 €
		6500K	FVT8M160-221565 NEW	

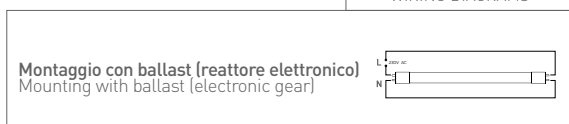


160
lm/W OPAL GLASS

WIRING DIAGRAMS



WIRING DIAGRAMS



RELAMPING

Spegner la Rete.
Turn off the mains.

Rimuovere tutti i tubi fluorescenti esistenti.
Remove all fluorescent tubes.

Rimuovere gli starter e installare quello in dotazione.
Remove the starter and install the supplied one.

Installare FULL VISION +
Install FULL VISION +

Ripristinare la Rete
Turn on the mains.

Tubo LED idoneo per plafoniere con parabola riflettente. Struttura in vetro opale per un fascio luminoso omogeneo. Efficienza 160 lm/W.

LED tube suitable for ceiling lights with reflector. Opal glass structure for a homogeneous light beam. 160 lm/W efficiency.

INDUSTRIAL PACK

DISTRIBUITI IN CONFEZIONE INDUSTRIALE DA 25 PZ CON FOAM PROTETTIVO
DISTRIBUTED IN 25 PCS INDUSTRIAL PACK WITH PROTECTIVE FOAM



TUBI LED
FULL VISION



BOX

	A mm	g
9 W	600	110
14 W	900	158
18 W	1200	211
22 W	1500	259

OUTPUT

9 W	1.000 lm	4000K	FVT8-096040	5,50 €
		6500K	FVT8-096065	
14 W	1.540 lm	4000K	FVT8-149040	8,00 €
		6500K	FVT8-149065	
18 W	2.000 lm	3000K	FVT8-181230	7,00 €
		4000K	FVT8-181240	
		6500K	FVT8-181265	
22 W	2.420 lm	3000K	FVT8-221530	9,50 €
		4000K	FVT8-221540	
		6500K	FVT8-221565	



BOX

DISTRIBUITI IN SCATOLE DA 25 PZ CON PACKAGING IN CARTONE
DISTRIBUTED IN 25 PCS BOX WITH CARDBOARD PACKAGING



INDUSTRIAL PACK

	A mm	g
9 W	600	110
18 W	1200	211
22 W	1500	259

OUTPUT

9 W	1.000 lm	4000K	FVT8M-096040	4,50 €
		6500K	FVT8M-096065	
18 W	2.000 lm	4000K	FVT8M-181240	6,00 €
		6500K	FVT8M-181265	
22 W	2.420 lm	4000K	FVT8M-221540	7,50 €
		6500K	FVT8M-221565	



INDUSTRIAL PACK

DISTRIBUITI IN CONFEZIONE INDUSTRIALE DA 25 PZ CON FOAM PROTETTIVO
DISTRIBUTED IN 25 PCS INDUSTRIAL PACK WITH PROTECTIVE FOAM



Tubo LED idoneo per plafoniere con parabola riflettente. Struttura in vetro opale per un fascio luminoso omogeneo.

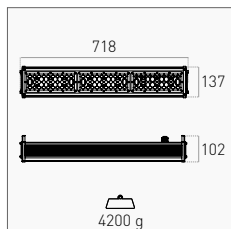
LED tube suitable for ceiling lights with reflector. Opal glass structure for a homogeneous light beam.



SOSPENSIONE INDUSTRIALE
EXTREMA 150

SOSPENSIONE INDUSTRIALE
EXTREMA 150

IP65 - DIMMABLE

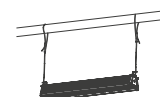


	SOURCE	OUTPUT	PROTOCOL			
150 W	25.380 lm	22.000 lm	1-10 V	5000K	EXTR-1501250	348,00 €
	22.500 lm	19.500 lm	DALI-2	5000K	EXTRDL-1501250	432,00 €



INDUSTRIAL

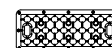
INCLUDED



KIT INSTALLAZIONE A SOSPENSIONE DA 2 M
2 M SUSPENSION INSTALLATION KIT

OPTIONAL

LENTI IN KIT DA 3 PEZZI
LENSES IN KIT OF 3 PIECES



\sphericalangle 30° - 70°	EXTR3-LENS3070	53,00 €
\sphericalangle 40° - 120°	EXTR3-LENS40120	
\sphericalangle 50° - 90°	EXTR3-LENS5090	

SUPPORTI FISSI IN KIT DA 2 PEZZI
FIXED SUPPORTS IN KIT OF 2 PIECES



Fixed	EXTR-KIT	24,00 €
-------	-----------------	---------

SUPPORTI ORIENTABILI IN KIT DA 2 PEZZI
ADJUSTABLE SUPPORTS IN KIT OF 2 PCS



Adjustable \pm 50°	EXTR-ROTAB	45,50 €
----------------------	-------------------	---------

SENSORE DAYLIGHT AUTODIMMERABILE
SELF-DIMMABLE DAYLIGHT SENSOR



Only for EXTR-1501250	EXTR-SENS	78,00 €
-----------------------	------------------	---------

Corpo in alluminio pressofuso ad elevata dissipazione di calore. Lente in PC resistente alle intemperie e agli urti. Facile da installare grazie a 2 cavi di sospensione in dotazione.

Die-cast aluminum body with high heat dissipation. Weatherproof and impact resistant PC lens. Easy installation with 2 suspension cables supplied.

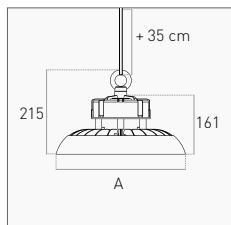
Auto dimmerazione che mantiene costante l'illuminazione della stanza in funzione della luce ambientale.
Self-dimming able to keep room lighting constant according to the ambient light.




SOSPENSIONE INDUSTRIALE
DISCOVERY

SOSPENSIONE INDUSTRIALE
DISCOVERY

IP65 - DIMMABLE



	A mm	 g
150 W	Ø 330	3420
200 W	Ø 380	4940

	OUTPUT	PROTOCOL		
150 W	20.250 lm	1-10 V	4000K	DSCD-15011040 252,00 €
200 W	27.000 lm	1-10 V	4000K	DSCD-20011040 324,00 €

-  DIMMABLE 1-10 V
-  100-277 V
-  IP65
-  IK08
-  110°
-  DIMMABLE 1-10 V
-  DIE CAST ALUMINUM
-  GLASS DIFFUSER
- 50.000 H
- L70/B50
- 3 YEARS

Speciale ottica con vetro temperato che focalizza il flusso luminoso. Corpo in alluminio pressofuso 1060. Massima resistenza alla corrosione, verniciatura ad elettroforesi.

Special focus optic with tempered glass. 1060 die-cast aluminum body. Max resistance to corrosion, electrophoresis painting.

INCLUDED



CAVO DI SICUREZZA IN ACCIAIO DA 35 CM
 35 CM STEEL SAFETY CABLE

OPTIONAL

GRIGLIA DI PROTEZIONE
 PROTECTION GRID



150 W	DSCD-GRIK08	23,00 €
200 W	DSCD200-GRIK08 NEW	

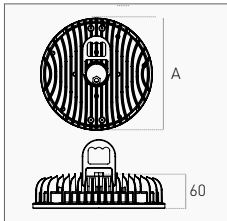
INDUSTRIAL




SOSPENSIONE INDUSTRIALE
DISCOVERY MAX

SOSPENSIONE INDUSTRIALE
DISCOVERY MAX

IP65



	A mm	 g
100 W	Ø 220	1432
150 W	Ø 260	1968
200 W	Ø 300	1616

	OUTPUT 360°	OUTPUT 120°		
100 W	11.830 lm	9.500 lm	4000K	DSCM-10011040 108,00 €
150 W	16.870 lm	14.250 lm	4000K	DSCM-15011040 165,50 €
200 W	22.570 lm	19.000 lm	4000K	DSCM-20011040 189,50 €

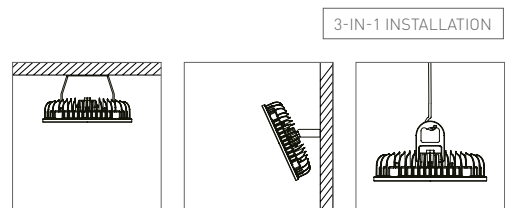


3-in-1
 INSTALLATION DIE CAST ALUMINUM GLASS DIFFUSER 30.000 H L70/B50

INDUSTRIAL

Sospensione industriale ad alta dissipazione. Struttura robusta e resistente agli urti. Installazione a sospensione tramite supporto incluso oppure a parete o soffitto tramite staffa opzionale. Ideale per l'illuminazione di aree produttive e logistiche dove è richiesto un elevato livello di flusso luminoso e prestazioni.

High industrial suspension dissipation. Rugged and impact resistant construction. Suspended installation using the included support or wall or ceiling installation using an optional bracket. Ideal for lighting production and logistics areas where a high level of luminous flux and performance is required.



INSTALLA DISCOVERY MAX A SOSPENSIONE TRAMITE SUPPORTO INCLUSO O A PARETE/SOFFITTO TRAMITE STAFFA OPZIONALE
 INSTALL DISCOVERY MAX SUSPENSION USING THE INCLUDED SUPPORT OR WALL/CEILING USING THE OPTIONAL BRACKET

INCLUDED



SUPPORTO PER GANCIO PER INSTALLAZIONE A SOSPENSIONE
 SUPPORT FOR HOOK FOR SUSPENDED INSTALLATION

OPTIONAL

STAFFA PER MONTAGGIO A PARETE O SOFFITTO
 WALL OR CEILING MOUNTING BRACKET



DSCM-BK

26,00 €



INDUSTRIAL

SORGENTI

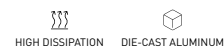
SORGENTE PROFESSIONALE

MAXIMA



40 W - Ø 78 x 151 mm - 265 g
 70 W - Ø 88 x 180 mm - 396 g
 100 W - Ø 98 x 198 mm - 511 g
 150 W - Ø 114 x 230 mm - 748 g

E27	40 W	4.300 lm	4000 K	MX-402740	72,00 €
E40	70 W	7.600 lm	4000 K	MX-704040	108,00 €
			6500 K	MX-704065	
	100 W	10.950 lm	4000 K	MX-1004040	122,50 €
			6500 K	MX-1004065	
	150 W	16.490 lm	4000 K	MX-1504040	182,50 €
			6500 K	MX-1504065	



INDUSTRIAL

TECHNICAL NOTES

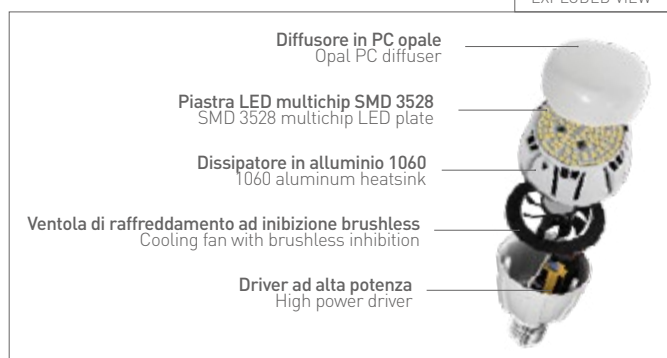
IN SOSTITUZIONE DI LAMPADRE TRADIZIONALI AL CORPO PRODOTTO
 VA RIMOSSO IL REATTORE E CABLATO DIRETTAMENTE A 230 V
 TO REPLACE TRADITIONAL LAMPS, THE BALLAST MUST BE REMOVED
 FROM THE PRODUCT BODY AND WIRED DIRECTLY TO 230 V

INSTALLATION



IDONEO PER PER SOSPENSIONI INDUSTRIALI APERTE
 SUITABLE FOR FOR OPEN INDUSTRIAL SUSPENSION

EXPLODED VIEW



Corpo in alluminio pressofuso verniciato a polveri epossidiche. Idonea per sospensioni industriali aperte in ambienti interni.

Body in die-cast aluminum painted with epoxy powders. Suitable for open industrial suspensions in indoor environments.

CHAPTER 6

PROIETTORI

FLOODLIGHTS

SIRIO SLIM

SIRIO BT

PORTEO **NEW**

SMILE **NEW**

DMEMORY ASIMMETRICO

HORIENTA12

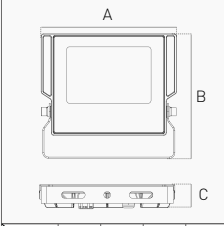
RAINBOW



PROIETTORE
SIRIO SLIM

PROIETTORI
SIRIO SLIM

IP66 - ULTRA SLIM



	A mm	B mm	C mm	g
20 W	160	147	29	480
30 W	160	147	29	480
50 W	200	178	29	760
70 W	270	230	29	1400
100 W	270	230	29	1400
150 W	366	303	34	2800
200 W	366	303	34	2800

OUTPUT

20 W	2.100 lm	Grey ■	4000K	SRS-209540	26,50 €
			6000K	SRS-209560	
		White □	4000K	SRSB-209540	
30 W	3.150 lm	Grey ■	4000K	SRS-309540	31,00 €
			6000K	SRS-309560	
		White □	4000K	SRSB-309540	
50 W	5.250 lm	Grey ■	4000K	SRS-509540	35,00 €
			6000K	SRS-509560	
		White □	4000K	SRSB-509540	
70 W	7.350 lm	Grey ■	4000K	SRS-709540	62,50 €
			6000K	SRS-709560	
		White □	4000K	SRSB-709540	
100 W	10.500 lm	Grey ■	4000K	SRS-1009540	86,50 €
			6000K	SRS-1009560	
		White □	4000K	SRSB-1009540	
150 W	15.750 lm	Grey ■	4000K	SRS-1509540	129,50 €
			6000K	SRS-1509560	
		White □	4000K	SRSB-1509540	
200 W	21.000 m	Grey ■	4000K	SRS-2009540	146,50 €
			6000K	SRS-2009560	
		White □	4000K	SRSB-2009540	




PROIETTORI

TECHNICAL NOTES



VALVOLA ANTI CONDENZA IMPERMEABILE. RIMUOVE L'UMIDITÀ ED EVITA LA CONDENZA
WATERPROOF ANTI-CONDENSATION VALVE. REMOVES MOISTURE AND PREVENTS CONDENSATION




CAVO IN GOMMA H05RN-F 3 X 1.0 MM² RESISTENTE
AI RAGGI UV E ALLE BASSE TEMPERATURE. PRESSACAVO IN ACCIAIO INOX.
RUBBER CABLE H05RN-F 3X1.0 MM² RESISTANT
TO UV RAYS AND LOW TEMPERATURES. STAINLESS STEEL CABLE GLAND.

Proiettore ultraslim IP66 con un design sottile e resistente all'acqua, ideale per l'uso all'aperto. Realizzato in alluminio pressofuso e diffusore in vetro ad alta resistenza.

IP66 ultra-slim floodlight with a slim, water-resistant design, ideal for outdoor use. Made of die-cast aluminum and high resistance glass diffuser.

COMPLIANCE

EMC DIRECTIVE 2014/30/EU | EN 55015:2013 /A1:2015 | EN 61547:2009 | EN 61000 3-2:2014 | EN 61000 3-3:2013
LVD DIRECTIVE 2014/35/EU | EN 60598-1:2015+A1:2018 | EN 60598-2-5:2015
ROHS DIRECTIVE 2011/65/CE | IEC 62321-3-1:2013 ED 1.0 | IEC6231-5:2013 ED 1.0
IEC6231--2013+AMD1:2017 IEC 62321-7-1:2015 ED 1.0 | IEC 62321-7-2:2017 ED 1.0
IEC623-2-1-4:2017 ED 1.0 | IEC 62321-6:2015 | IEC 62321-8:2017 ED.1.0



PROIETTORE
SIRIO SLIM



PROIETTORI



PROIETTORE

SIRIO SLIM

HIGH POWER - IP66 - ULTRA SLIM

Proiettore ad alta potenza realizzato in alluminio pressofuso, dotato di protezione IP66, offre prestazioni eccezionali e resistenza alle intemperie. Con le sue 4 ottiche differenti, offre una flessibilità straordinaria per adattarsi alle diverse esigenze di illuminazione, ideale per illuminare ambienti esterni con precisione e affidabilità.

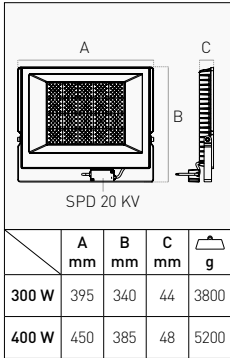
Die-cast aluminum high power floodlight equipped with IP66 protection, it offers exceptional performance and resistance to bad weather. With its 4 different optics, it is suitable for all kinds of lighting needs, thanks to its extraordinary flexibility. ideal for lighting outdoor environments with precision and reliability.

FOCUS




COMPLIANCE

EMC DIRECTIVE 2014/30/EU | EN 55015:2013 /A1:2015 | EN 61547:2009 | EN 61000 3-2:2014 | EN 61000 3-3:2013
LVD DIRECTIVE 2014/35/EU | EN 60598-1:2015+A1:2018 | EN 60598-2-5:2015
ROHS DIRECTIVE 2011/65/CE | IEC 62321-3-1:2013 ED 1.0 | IEC6231-5:2013 ED 1.0 | IEC6231-4:2013+AMD1:2017
IEC 62321-7-1:2015 ED 1.0 | IEC 62321-7-2:2017 ED 1.0 | IEC623-2-1-4:2017 ED 1.0 | IEC 62321-6:2015 | IEC 62321-8:2017 ED.1.0

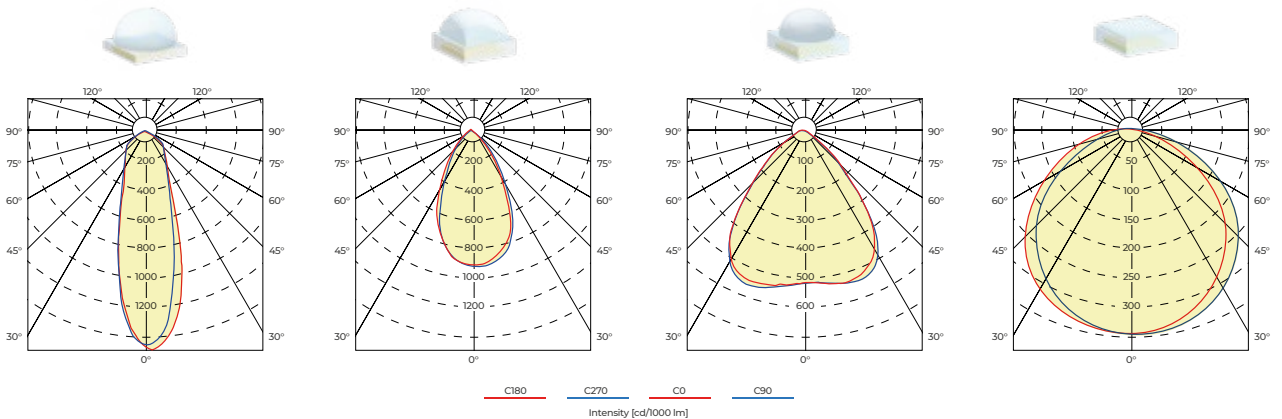
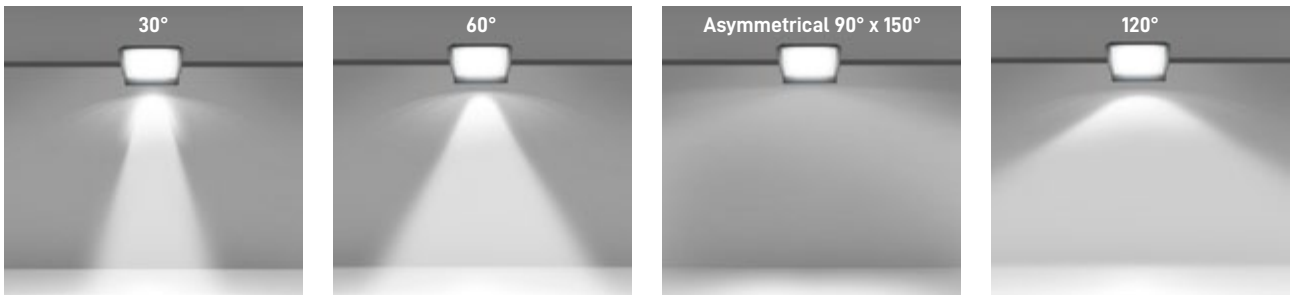


OUTPUT

300 W	34.610 lm	$\triangleleft 30^\circ$	Grey ■	4000K	SRS-3003040	264,00 €
	35.280 lm	$\triangleleft 60^\circ$	Grey ■	4000K	SRS-3006040	
	35.500 lm	$\triangleleft 90^\circ \times 150^\circ$	Grey ■	4000K	SRS-3009040	
	34.760 lm	$\triangleleft 120^\circ$	Grey ■	4000K	SRS-30012040	
400 W	46.300 lm	$\triangleleft 30^\circ$	Grey ■	4000K	SRS-4003040	336,00 €
	46.450 lm	$\triangleleft 60^\circ$	Grey ■	4000K	SRS-4006040	
	47.300 lm	$\triangleleft 90^\circ \times 150^\circ$	Grey ■	4000K	SRS-4009040	
	46.390 lm	$\triangleleft 120^\circ$	Grey ■	4000K	SRS-40012040	



OPTICS



INCLUDED

SCARICATORE DI SOVRATENSIONE DA 20 KV
 EVITA IL DANNEGGIAMENTO DEL PRODOTTO IN CASO DI FORTI
 CARICHE ELETTROSTATICHE O SOVRATENSIONI
 20 KV SPD [SURGE PROTECTION DEVICE]
 IT AVOIDS PRODUCT DAMAGE IN CASE OF STRONG
 ELECTROSTATIC CHARGE OR OVERVOLTAGE.



PROGETTO

ILLUMINA GRANDI AREE

LIGHT UP BIG

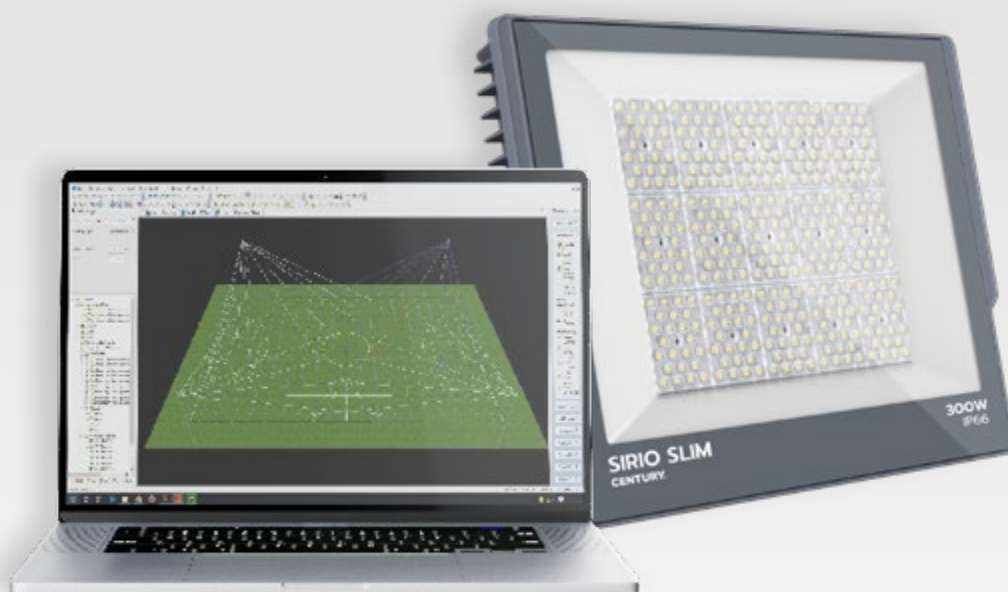
CENTURY® si pone al fianco di installatori e proprietari di strutture con un servizio veloce e puntuale orientato alla massimizzazione dell'efficienza energetica. Illumina le grandi aree con prodotti LED affidabili che concentrano la luce solo dove serve.

Utilizzando grafici e calcoli illuminotecnici come esempi di installazione a scopo informativo, CENTURY® ILLUMINA GRANDI AREE risponde alle domande più frequenti sull'illuminazione di qualità di impianti sportivi e industriali.

CENTURY® stands alongside installers and owners of structures with a fast and punctual service aimed at maximizing energy efficiency. We illuminate large areas with reliable LED products that concentrate light only where it is needed.

Using graphs and lighting calculations as installation examples for informational purposes, CENTURY® LIGHT UP BIG answers the most frequently asked questions about quality lighting in sports and industrial facilities.

PROGETTAZIONE ILLUMINOTECNICA LIGHTING DESIGN



Gli esempi riportati sono puramente indicativi. Per progetti dettagliati inviamo ad usufruire del servizio gratuito di progettazione illuminotecnica.

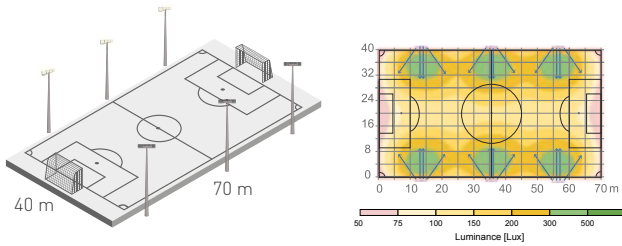
Scansiona il QR CODE per accedere alla sezione digitale.

The examples are purely indicative. For detailed projects, we invite you to take advantage of the free lighting design service.

Scan the QR CODE to access the digital section.

CALCIO A 8 8-A-SIDE FOOTBALL

Fino a 5.000 spettatori Up to 5,000 spectators



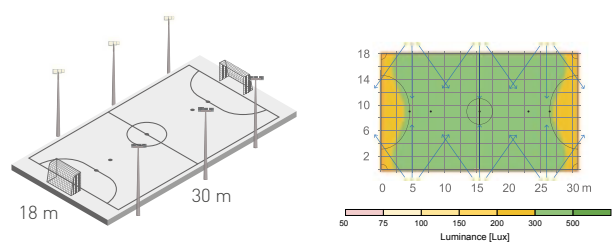
Product	Poles	Total Watt	Luminance
N. 24 SIRIO SLIM 400 W 60° [SRS-4006040]	N. 6 x 12 m	9.600 W	180 lx avg.

Illuminare un campo da calcio amatoriale significa salvaguardare due aspetti: efficienza e qualità. La luce deve necessariamente essere progettata per minimizzare i costi energetici e gli abbagliamenti luminosi.

Lighting an amateur football field means safeguarding two aspects: efficiency and quality. Light must necessarily be designed to minimize energy costs and glare.

CALCIO A 5 FUTSAL

Per competizioni dilettantistiche For amateur competitions



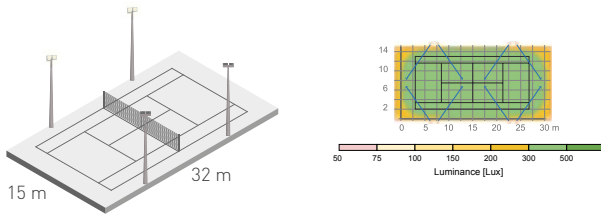
Product	Poles	Total Watt	Luminance
N. 18 SIRIO SLIM 300 W 60° [SRS-3006040]	N. 6 x 10 m	5.400 W	336 lx avg.

Quando si illumina un campo da calcio a 5 i giocatori devono essere messi nelle condizioni di dare il meglio di sé e divertirsi. Al contempo i gestori della struttura non devono preoccuparsi dei costi energetici e dell'affidabilità dei prodotti.

When a futsal pitch is lit up, the players must be able to give their best and have fun. At the same time, facility managers do not have to worry about energy costs and product reliability.

TENNIS

Fino alla serie A1 - FIT Up to Top League



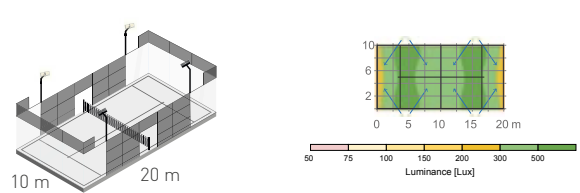
Product	Poles	Total Watt	Luminance
N. 8 SIRIO SLIM 300 W 60° [SRS-3006040]	N. 4 x 8 m	2.400 W	400 lx avg.

L'illuminazione dei campi da tennis deve rispettare le normative FIT (Federazione Italiana Tennis) che indica 400 lux per impianti ove si svolgono incontri delle divisioni nazionali di serie A1 e 300 lux per ogni altra divisione o campionato. I proiettori a LED CENTURY si prestano alla sostituzione dei proiettori a ioduri metallici senza la necessità di rifacimento dell'impianto elettrico.

Tennis courts lighting must comply with National Federation regulations which usually indicate 400 lux for facilities that host top national league matches and 300 lux for any other division or championship. CENTURY LED floodlights are suitable for replacing metal halide floodlights without the need to rebuild the electrical system.

PADEL

Fino alla serie A1 Up to Top League

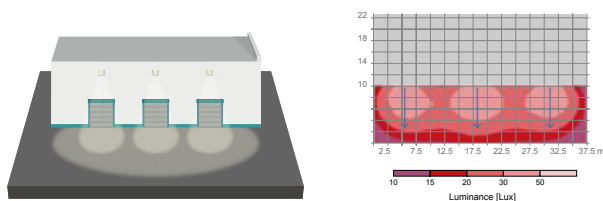


Product	Poles	Total Watt	Luminance
N. 8 SIRIO SLIM 300 W 60° [SRS-3006040]	N. 4 x 6 m	2.400 W	430 lx avg.

Il padel, a differenza del tennis, richiede livelli di illuminazione più elevati: 200 lux per gli allenamenti, 500 lux per le competizioni (normativa UNI EN 12193:2019). Tali necessità devono essere garantite da proiettori a LED in grado di assicurare un elevato risparmio energetico e garantire un'illuminazione uniforme, limitando l'abbagliamento.

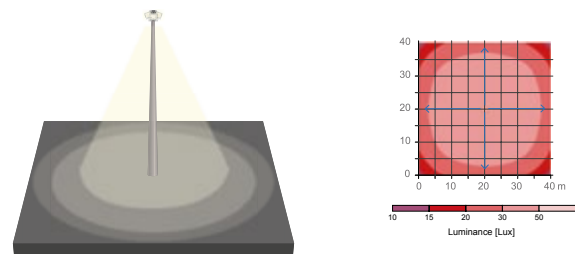
Padel, unlike tennis, requires higher lighting levels: 200 lux for training, 500 lux for competitions (UNI EN 12193:2019 standard). These needs must be guaranteed by LED floodlights capable of ensuring high energy savings and guaranteeing uniform lighting, limiting glare.

EDIFICIO INDUSTRIALE INDUSTRIAL BUILDING



Product	Distance	Height	Total Watt	Luminance
N. 3 SIRIO SLIM 100 W 110° [SRS-1009540]	11 m	7 m	300 W	25 lx avg.

TORRE FARO LIGHT TOWER



Product	Tower height	Total Watt	Luminance
N. 4 SIRIO SLIM 300 W 120° [SRS-30012040]	16 m	1.200 W	35,5 lx avg.
N. 4 SIRIO SLIM 300 W 60° [SRS-3006040]	20 m	1.200 W	31,2 lx avg.
N. 4 SIRIO SLIM 400 W 120° [SRS-40012040]	25 m	1.600 W	36,1 lx avg.
N. 4 SIRIO SLIM 400 W 60° [SRS-4006040]	30 m	1.600 W	31,3 lx avg.

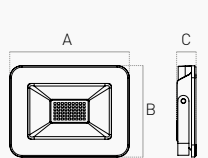
Il presente documento riporta esempi di installazione a scopo informativo. Si consiglia sempre la realizzazione di un progetto illuminotecnico personalizzato. CENTURY® non si assume alcuna responsabilità di danni diretti, indiretti, incidentali o di qualsivoglia tipo connessi o derivanti da questo documento. L'installazione degli apparecchi deve essere eseguita da personale specializzato abilitato ai sensi delle normative nazionali ed europee. This document contains installation examples for informational purposes. We always recommend the creation of a customized lighting project. CENTURY® assumes no responsibility for direct, indirect, incidental or any kind of damage connected with or deriving from this document. The installation of the appliances must be carried out by specialized personnel authorized in accordance with national and European regulations.



PROIETTORE
SIRIO BT


PROIETTORI
SIRIO BT

LOW VOLTAGE - IP65 - ULTRA SLIM



	A mm	B mm	C mm	g
20 W	120	115	24	250
30 W	155	125	24	350
50 W	200	165	33	600

OUTPUT					
20 W	1.750 lm	Black ■	4000K	SRSBT-203640	29,00 €
30 W	2.540 lm	Black ■	4000K	SRSBT-303640	38,50 €
50 W	4.400 lm	Black ■	4000K	SRSBT-503640	69,50 €



TECHNICAL NOTES

S.E.L.V. [SAFETY EXTRA LOW VOLTAGE]



Corpo in alluminio pressofuso, diffusore in vetro antiabbaglio, piastra in puro alluminio ad alto potere dissipante. Non adatto ad essere alimentato dalla convenzionale corrente 220-240 V/AC.

Body in die-cast aluminium, diffuser in anti-glare glass, plate in pure aluminium with high dissipating power. Not suitable to be powered by conventional 220-240 V/AC current.

IDEALE IN SISTEMI DI VIDEOSORVEGLIANZA E SICUREZZA CON PANNELLI FOTOVOLTAICI, SU IMBARCAZIONI, CAMPER, MEZZI DA CANTIERE E DI SOCCORSO.
SUITABLE FOR VIDEO SURVEILLANCE AND SECURITY SYSTEMS WITH PHOTOVOLTAIC PANELS, ON BOATS, CAMPER, CONSTRUCTION AND RESCUE VEHICLES.



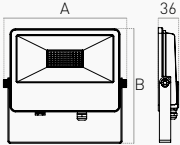
NEW

PROIETTORE
PORTEO

NEW

PROIETTORE PORTEO

IP65 - SENSOR - TRICOLOR



	A mm	B mm	g
20 W	162	145	510
30 W	162	145	510
40 W	227	205	900
50 W	227	205	900

SOURCE		OUTPUT					
20 W	2.710 lm	2.000 lm	3000K - 4000K - 6500K	White <input type="checkbox"/>	-	PTOBI-209500	32,50 €
	Corten <input type="checkbox"/>			-	PTOCO-209500		
	Black <input type="checkbox"/>			-	PTONE-209500		
30 W	3.660 lm	3.000 lm	3000K - 4000K - 6500K	White <input type="checkbox"/>	-	PTOBI-309500	39,50 €
				Corten <input type="checkbox"/>	-	PTOCO-309500	
				Black <input type="checkbox"/>	-	PTONE-309500	44,50 €
				Sensor		PTOCOS-309500 NEW	
40 W	5.080 lm	4.600 lm	3000K - 4000K - 6500K	White <input type="checkbox"/>	-	PTOBI-409500	51,50 €
				Corten <input type="checkbox"/>	-	PTOCO-409500	
				Black <input type="checkbox"/>	-	PTONE-409500	
50 W	6.000 lm	5.000 lm	3000K - 4000K - 6500K	Corten <input type="checkbox"/>	Sensor	PTOCOS-509500 NEW	57,50 €
				Black <input type="checkbox"/>	Sensor	PTONES-509500 NEW	

200-240 V
 IP65
 IK08
 110°

MICROWAVE SENSOR
 HIGH DISSIPATION
 ULTRASLIM
 FROSTED GLASS
 DIE-CAST ALUMINUM
 CCT

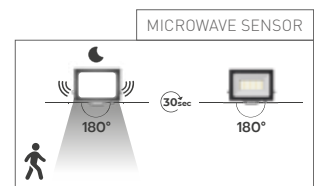
RAL 9010
 RAL 8003
 RAL 9005



TECHNICAL NOTES



REGOLAZIONE DEL COLORE LUCE TRAMITE SELETTORE
 COLOR TEMPERATURE ADJUSTMENT THROUGH SELECTOR



Proiettore LED in alluminio pressofuso in 3 finiture e 4 potenze. Schermo in vetro smerigliato e valvola anticondensa. Resistente ad acqua e polvere. Tramite il selettore è possibile selezionare il colore luce desiderato.

Die-cast aluminum LED floodlight in 3 finishes and 4 powers. Frosted glass screen and anti-condensation valve. Resistant to water and dust. Color temperature can be selected through the switch.

NELLA VERSIONE CON SENSORE A MICROONDE INTEGRATO, IL PROIETTORE SI ACCENDE AUTOMATICAMENTE DOPO IL TRAMONTO SE RILEVA UN MOVIMENTO NEL RAGGIO DI 6 METRI E SI SPEGNE DOPO 30 SECONDI SE NON RILEVA NESSUN MOVIMENTO.
 IN MICROWAVE BUILT-IN SENSOR VERSION THE FLOODLIGHT TURNS ON AUTOMATICALLY AFTER SUNSET IF IT DETECTS MOVEMENT WITHIN 6 METERS AND TURNS OFF AFTER 30 SECONDS IF IT DOES NOT DETECT ANY MOVEMENT.

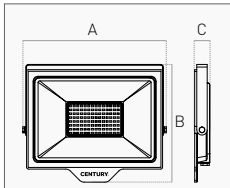


NEW

PROIETTORE
SMILE

NEW
PROIETTORE
SMILE

IP65 - SENSOR

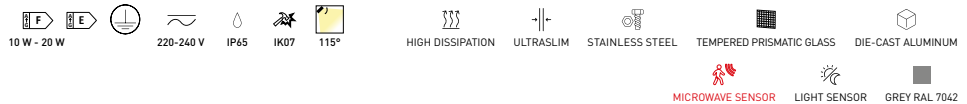


+ 50 cm incl.

	A mm	B mm	C mm	g
10 W	105	70	29	150
20 W	124	95	29	220
30 W	154	125	29	340
50 W	190	145	29	500
75 W	225	180	29	745
100 W	275	220	29	1040
150 W	400	295	32	1590
200 W	400	295	32	2130

OUTPUT

10 W	1.000 lm	-	4000K	SML-109040 NEW	8,50 €
		Sensor	4000K	SMLS-109040 NEW	21,50 €
20 W	2.100 lm	-	4000K	SML-209040 NEW	13,00 €
		Sensor	4000K	SMLS-209040 NEW	26,50 €
30 W	3.350 lm	-	4000K	SML-309040 NEW	15,50 €
		Sensor	4000K	SMLS-309040 NEW	29,00 €
50 W	5.700 lm	-	4000K	SML-509040 NEW	21,50 €
		Sensor	4000K	SMLS-509040 NEW	36,00 €
75 W	8.500 lm	-	4000K	SML-759040 NEW	29,00 €
100 W	11.500 lm	-	4000K	SML-1009040 NEW	38,50 €
150 W	17.000 lm	-	4000K	SML-1509040 NEW	59,00 €
200 W	22.500 lm	-	4000K	SML-2009040 NEW	77,00 €



PROIETTORI

FOCUS



Vetro temperato con diffusore prismaticizzato, struttura in alluminio ad alta dissipazione.
Versione standard o con sensore.

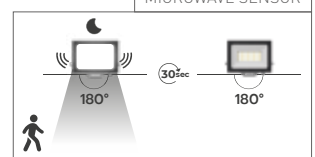
Tempered glass with prismatic diffuser, high dissipation aluminum structure.
Standard version or with sensor.

TECHNICAL NOTES



SMLS
SENSORE CREPUSCOLARE E DI PRESENZA RF INTEGRATO
INTEGRATED RF PRESENCE AND LIGHT SENSOR

MICROWAVE SENSOR



NELLA VERSIONE CON SENSORE A MICROONDE INTEGRATO, IL PROIETTORE SI ACCENDE AUTOMATICAMENTE DOPO IL TRAMONTO SE RILEVA UN MOVIMENTO NEL RAGGIO DI 6 METRI E SI SPENDE DOPO 30 SECONDI SE NON RILEVA NESSUN MOVIMENTO.
THE FLOODLIGHT TURNS ON AUTOMATICALLY AFTER SUNSET IF IT DETECTS MOVEMENT WITHIN 6 METERS AND TURNS OFF AFTER 30 SECONDS IF IT DOES NOT DETECT ANY MOVEMENT.

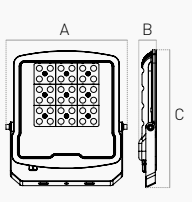


PROIETTORE
DMEMORY ASIMMETRICO

PROIETTORE

DMEMORY ASIMMETRICO

IP65



	A mm	B mm	C mm	g
100 W	282	41	321	1720
200 W	385	51	470	5400

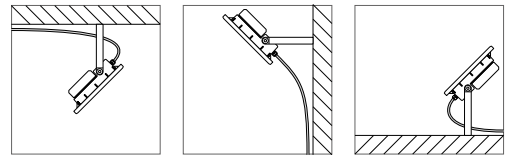
OUTPUT

100 W	13.300 lm	4000K	DMASI-1009540	108,00 €
200 W	27.250 lm	4000K	DMASI-2009540	228,00 €




PROIETTORI

3-IN-1 INSTALLATION



INSTALLAZIONE A SOFFITTO, PARETE O PAVIMENTO
 CEILING, WALL OR FLOOR INSTALLATION

TECHNICAL NOTES



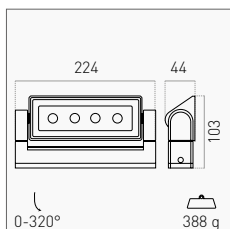
DIFFERENZA TRALENTE SIMMETRICA ELENTE ASIMMETRICA
 DIFFERENCE BETWEEN SYMMETRICAL LENS AND ASYMMETRICAL LENS

Corpo in alluminio pressofuso 1060. Massima resistenza alla corrosione, verniciatura ad elettroforesi. Fascio luminoso asimmetrico con ottica integrata, consente di concentrare il flusso luminoso sull'area desiderata.

1060 die-cast aluminum body. Maximum corrosion resistance, electrophoresis painting. Asymmetrical light beam with integrated optics, it allows you to concentrate the luminous flux on the desired area.

PROIETTORE
HORIENTA12

IP54




OUTPUT				
12 W	830 lm	4000K	HO-129540	48,00 €
220-240 V	IP54	IK03	90°	ADJUSTABLE EASY TO INSTALL PC ABS HIGH DISSIPATION DIE-CAST ALUMINIUM HEATSINK

Dissipatore alettato in alluminio pressofuso, ottica in PC con lenti antiabbaglio. Staffa in ABS resistente ai raggi UV con rotazione di 320°. Applicazione soffitto-parete.

Die-cast aluminum finned heatsink, PC optics with anti-glare lenses. UV resistant ABS bracket with 320° rotation. Ceiling-wall application.

FOCUS

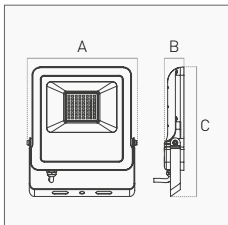


PROIETTORE
RAINBOW

IP65 - RGB

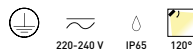


PROIETTORI



	A mm	B mm	C mm	g
10 W	104	27	125	210
50 W	200	36	237	880

10 W	RGB	RBW-109510	32,50 €
50 W	RGB	RBW-509510	65,00 €



INCLUDED

TELECOMANDO RF 2.4 GHZ
2.4 GHZ RF REMOTE CONTROL



MODE



INSTALLATION

Proiettore RGB ideale per la creazione di scenari unici. Tramite il telecomando in dotazione è possibile selezionare facilmente il colore o il gioco di luce desiderato. Corpo in alluminio ad alta dissipazione.

RGB floodlight suitable for unique scenarios. Easy selection of colors or light effects by included remote control. High dissipation aluminum body.



IDEALE PER TERRAZZE, PORTICI, NEGOZI, CENTRI COMMERCIALI, GIARDINI PUBBLICI E CAPANNONI INDUSTRIALI
IDEAL FOR TERRACES, PORCHES, SHOPS, SHOPPING CENTRES, PUBLIC GARDENS AND INDUSTRIAL BUILDINGS

CHAPTER 7

S T R E E T

ZEUS **NEW**

PLAZA **NEW**

EVOSTREET

AREA **NEW**

ZEROTONDO

CITY ONE **NEW**

SORGENTI

LOTUS

PLOSE STREET **NEW**

PLOSE

NEW

LAMPIONE URBANO

ZEUS



150 W

60 W

NEW

LAMPIONE URBANO

ZEUS

CLASS II - ASYMMETRICAL

	A mm	B mm	g
60 W	210	505	2426
90 W	240	540	2907
150 W	280	610	4218

	SOURCE	OUTPUT		
60 W	11.180 lm	10.280 lm	3000K	ZS-6017030 NEW
			4000K	ZS-6017040 NEW
90 W	16.880 lm	15.300 lm	3000K	ZS-9017030 NEW
			4000K	ZS-9017040 NEW
150 W	27.840 lm	25.610lm	3000K	ZS-15017030 NEW
			4000K	ZS-15017040 NEW



TECHNICAL NOTES



FACILE REGOLAZIONE $\pm 15^\circ$ CON TACCHE DI BLOCCAGGIO
EASY ADJUSTMENT WITH $\pm 15^\circ$ LOCKING NOTCHES

INSTALLATION



IDONEO PER FISSAGGIO A PALO DRITTO O CURVO
SUITABLE FOR CURVED OR STRAIGHT POLE

INCLUDED



SCARICATORE DI SOVRATENSIONE DA 10 KV INTEGRATO: EVITA IL DANNEGGIAMENTO DEL PRODOTTO IN CASO DI FORTI CARICHE ELETTROSTATICHE O SOVRATENSIONI
INTEGRATED 10 KV SPD (SURGE PROTECTION DEVICE): AVOID DAMAGE TO THE PRODUCT IN THE EVENT OF STRONG ELECTROSTATIC CHARGES OR OVERVOLTAGES

COMPLIANCE

EMC DIRECTIVE 2014/30/EU | EN 55015:2019 | EN 61547:2009 | EN 61000-3-2:2019 | EN 61000-3-3:2013+A1:2019
LVD DIRECTIVE 2014/35/EU | EN-60598-1:2015+A1:2018 | EN 62493:2015 | EN-60598-2-3:2003+A1:2011
ROHS DIRECTIVE 2011/65/CE | IEC 62321-1:2013 | IEC 62321-2:2013 | IEC 62321-3-1:2013 | IEC6231-4:2013+A1:2017
IEC6231-5:2013 | IEC62321-6:2015 | IEC62321-7-1:2015 | IEC62321-7-2:2017 | IEC62321-8:2017

Illuminazione stradale di classe 2 in alluminio pressofuso di alta qualità, montabile su palo dritto o curvo. Dotato di scaricatore integrato da 10 kV per proteggere il prodotto da cariche elettrostatiche e sovratensioni. Lenti asimmetriche per una distribuzione efficiente della luce lungo la strada. Verniciatura a polveri epossidiche per maggiore resistenza agli agenti corrosivi. Soluzione affidabile e durevole per garantire sicurezza e visibilità in ambienti urbani e suburbani.

Class 2 street light made of high quality die-cast aluminium, mountable on straight or curved pole. Equipped with integrated 10 kV arrester to protect the product from electrostatic charges and overvoltages. Asymmetrical lenses for efficient distribution of light along the road. Epoxy powder coating for greater resistance to corrosive agents. Reliable and durable solution to ensure safety and visibility in urban and suburban environments.

NEW

LAMPIONE URBANO
PLAZA



150 W

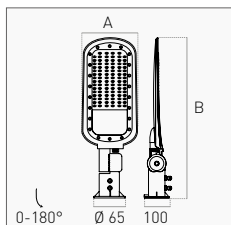
40 W

NEW

LAMPIONE URBANO

PLAZA

CLASS I - ASYMMETRICAL



	A mm	B mm	g
40 W	160	520	1615
60 W	180	558	1900
100 W	220	615	2545
150 W	247	665	2850

OUTPUT				
40 W	5.600 lm	4000K	PLZ-4014040 NEW	89,00 €
60 W	8.400 lm	4000K	PLZ-6014040 NEW	108,00 €
100 W	14.000 lm	4000K	PLZ-10014040 NEW	156,00 €
150 W	20.250 lm	4000K	PLZ-15014040 NEW	180,00 €



INSTALLATION




REGOLAZIONE ATTACCO PALO 0°-180°
POLE ADAPTOR ADJUSTMENT 0°-180°



IDONEO PER FISSAGGIO A PALO DRITTO, CURVO O A PARETE
SUITABLE FOR CURVED, STRAIGHT POLE OR WALL FIXING

TECHNICAL NOTES



DIFFERENZA TRALENTE SIMMETRICA ELENTE ASIMMETRICA
DIFFERENCE BETWEEN SYMMETRICAL LENS AND ASYMMETRICAL LENS

INCLUDED



SCARICATORE DI SOVRATENSIONE DA 10 KV: EVITA IL DANNEGGIAMENTO DEL PRODOTTO
IN CASO DI FORTI CARICHE ELETTROSTATICHE O SOVRATENSIONI
10 KV SPD (SURGE PROTECTION DEVICE): AVOID DAMAGE TO THE PRODUCT
IN THE EVENT OF STRONG ELECTROSTATIC CHARGES OR OVERVOLTAGES

COMPLIANCE

EMC DIRECTIVE 2014/30 /EU | EN IEC 55015:2019+A11 | EN 61547:2009 | EN IEC 61000-3-2:2019 | EN 61000-3-3:2013+A1
LVD DIRECTIVE 2014/35/EU | EN-60598-1:2015+A1 | EN 62493:2015 | EN-60598-2-3:2003+A1 | EN 62471:2008
ROHS DIRECTIVE 2011/65/EU ANNEX II AND ITS AMENDMENT DIRECTIVE [EU] 2015/863 | IEC 62321-3-1:2013 | IEC6231-4:2013+A1:2017
IEC6231-5:2013 | IEC62321-6:2015 | IEC62321-7-1:2015 | IEC62321-7-2:2017 | IEC62321-8:2017

Corpo in alluminio pressofuso, garantisce solidità e durata nel tempo. La verniciatura a polveri epossidiche resistente alla corrosione protegge efficacemente la struttura dall'usura degli agenti atmosferici mentre le lenti asimmetriche in PC assicurano una diffusione uniforme e direzionata della luce. Grazie all'attacco palo regolabile 0-180° può essere installato su pali dritti o curvi.

Die-cast aluminum body, it guarantees solidity and durability over time. The corrosion-resistant epoxy powder coating effectively protects the structure against atmospheric agents, while the asymmetrical PC lenses assure a uniform and focused light diffusion. Thanks to the 0-180° adjustable pole connection, it can be installed on straight or curved poles.

LAMPIONE URBANO
EVOSTREET



60 W - 90 W



120 W - 150 W

LAMPIONE URBANO EVOSTREET

IP65 - ASYMMETRICAL

	A mm	B mm	C mm	g
60 W	228	135	590	3975
90 W	256	141	606	5400
120 W	260	130	690	6000
150 W	260	130	690	6000

	SOURCE		OUTPUT			
60 W	100-240 V/AC	9.000 lm	7.200 lm	4000K	EVOS-609540	237,50 €
90 W	100-240 V/AC	13.500 lm	10.800 lm	4000K	EVOS-909540	336,00 €
120 W	180-270 V/AC	18.000 lm	14.400 lm	4000K	EVOS-1209540	396,00 €
150 W	180-270 V/AC	22.500 lm	18.000 lm	4000K	EVOS-1509540	408,00 €

					\varnothing 60 mm				50.000 H	5	
	100-270 V	IP65	IK08	90° x 144°	POLE CONNECTION	HIGH DISSIPATION	TEMPERED GLASS	DIE-CAST ALUMINUM	L70/B50	YEARS	

GREY RAL 9006

INSTALLATION



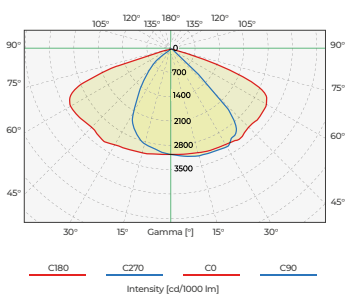
IDONEO PER FISSAGGIO A PALO DRITTO O CURVO
SUITABLE FOR CURVED OR STRAIGHT POLE

TECHNICAL NOTES



FACILE REGOLAZIONE $\pm 15^\circ$ CON TACCHE DI BLOCCAGGIO
EASY ADJUSTMENT WITH $\pm 15^\circ$ LOCKING NOTCHES

POLAR DIAGRAM



Robusta armatura stradale in alluminio pressofuso dotata di vetro temperato resistente agli shock termici. Sezionatore di serie che interrompe l'alimentazione elettrica all'apertura della calotta superiore

Sturdy die-casting aluminum road lighting, equipped with tempered glass thermal shockproof. Switch disconnecter able to cut off the power supply when the cover is opened

FOCUS



Guarnizione di isolamento
Weatherproofing gasket

Driver IP67

Sezionatore per montaggio e manutenzione in sicurezza
Disconnecter for safe assembly and maintenance

COMPLIANCE

EMC DIRECTIVE 2014/30/EU | EN 55015:2013+A1:2015 | EN 61547:2009 | EN 61000-3-2:2014 | EN 61000-3-3:2013
LVD DIRECTIVE 2014/35/EU | EN-60598-1:2015 | EN-60598-2-3:2003+A1:2011 | EN 62031:2008+A1:2013+A2:2015 | EN 62493:2015 | EN 62471:2008
ROHS DIRECTIVE 2011/65/EU ANNEX II AND ITS AMENDMENT DIRECTIVE [EU] 2015/863 | IEC 62321-3-1:2013 | IEC 6231-4:2013+A1:2017
IEC 6231-5:2013 | IEC 62321-6:2015 | IEC 62321-7-1:2015 | IEC 62321-7-2:2017 | IEC 62321-8:2017

NEW

LAMPIONE URBANO
AREA



100 W

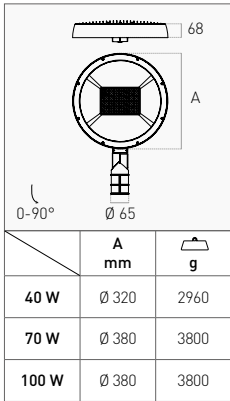
70 W

NEW

LAMPIONE URBANO

AREA

IP65 - ASYMMETRICAL



	SOURCE		OUTPUT			
40 W	5.560 lm	5.280 lm	4000K	AREA-403240	NEW	179,00 €
70 W	10.790 lm	9.810 lm	4000K	AREA-703840	NEW	229,00 €
100 W	13.940 lm	12.670 lm	4000K	AREA-1003840	NEW	265,00 €



	A mm	g
40 W	Ø 320	2960
70 W	Ø 380	3800
100 W	Ø 380	3800

LENS

MIGLIORAMENTO DEL COMFORT VISIVO GRAZIE ALL'UTILIZZO DELLE LENTI T2M ASIMMETRICHE
IMPROVED VISUAL COMFORT THANKS TO THE USE OF ASYMMETRICAL T2M LENSES



TECHNICAL NOTES



REGOLAZIONE ATTACCO PALO 0°-90°
POLE ADAPTOR ADJUSTMENT 0°-90°


INSTALLATION



IDONEO PER FISSAGGIO A PALO DRITTO O CURVO
SUITABLE FOR CURVED OR STRAIGHT POLE

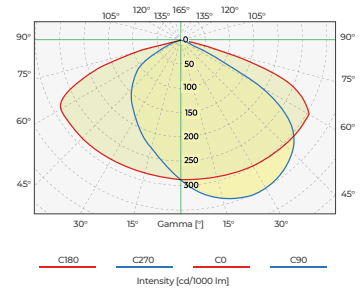
Corpo in alluminio pressofuso, garantisce solidità e durata nel tempo. La verniciatura a polveri epossidiche resistente alla corrosione protegge efficacemente la struttura dall'usura degli agenti atmosferici mentre il diffusore in vetro temperato, resistente agli shock termici e agli urti, assicura una diffusione uniforme e sicura della luce. Grazie all'attacco palo regolabile 0-90° può essere installato su pali dritti o curvi.

Die-cast aluminum body, it guarantees robustness and durability over time. The corrosion-resistant epoxy powder coating effectively protects the structure against atmospheric agents, while the tempered glass diffuser, resistant to thermal shock and impact, ensures a uniform and safe diffusion of light. Thanks to the 0-90° adjustable pole connection, it can be installed on straight or curved poles.



DIFFERENZA TRALENTE SIMMETRICA ELENTE ASIMMETRICA
DIFFERENCE BETWEEN SYMMETRICAL LENS AND ASYMMETRICAL LENS

POLAR DIAGRAM



INCLUDED



SCARICATORE DI SOVRATENSIONE DA 10 KV: EVITA IL DANNEGGIAMENTO DEL PRODOTTO IN CASO DI FORTI CARICHE ELETTROSTATICHE O SOVRATENSIONI
10 KV SPD (SURGE PROTECTION DEVICE): AVOID DAMAGE TO THE PRODUCT IN THE EVENT OF STRONG ELECTROSTATIC CHARGES OR OVERVOLTAGES

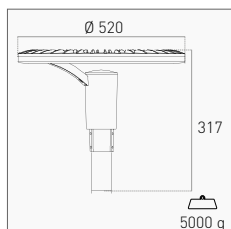
COMPLIANCE

EMC DIRECTIVE 2014/30/EU | EN IEC 55015:2019+A11/A11:2020 | EN 61547:2009 | EN IEC 61000-3-2:2019 | EN 61000-3-3:2013+A1:2019
LVD DIRECTIVE 2014/35/EU | EN EN-60598-1:2015+A1:2018 | EN 62031:2008+A1:2013+A2:2015 | EN-60598-2-1:1989 | EN 62493:2015
ROHS DIRECTIVE 2011/65/CE | IEC 62321-3-1:2013 | IEC 6231-4:2013+A1:2017 | IEC 6231-5:2013
IEC 62321-6:2015 | IEC 62321-7-1:2015 | IEC 62321-8:2017

LAMPIONE URBANO ROTOSIMMETRICO

ZEROTONDO

IP65



OUTPUT

60 W	4.650 lm	4000K	ZTD-605240	408,00 €
110-240 V	IP65	IK08	100°	GRAPHITE GREY RAL 7024
		Ø 60 mm	PC DIFFUSER	DIE-CAST ALUMINUM
				50.000 H L70/B50

INSTALLATION



IDEALE PER VIALI, GIARDINI PUBBLICI E RESIDENCE
IDEAL FOR AVENUES, PUBLIC GARDENS AND RESIDENCES

COMPLIANCE

EMC DIRECTIVE 2014/30/EU | EN 55015:2013/+A1:2015 | EN 61547:2009 | EN 61000-3-2:2014 | EN 61000-3-3:2013
LVD DIRECTIVE 2014/35/EU | EN-60598-2-1:1989 | EN-60598-1:2018 | EN 62493:2015
ROHS DIRECTIVE (EU) 2015/863 ANNEX II TO 2011/65/CE | IEC 62321-3-1:2013
IEC6231-4:2013+A1:2017 | IEC6231-5:2013 | IEC62321-6:2015 | IEC62321-7-1:2015 | IEC62321-8:2017

Solida struttura in alluminio pressofuso che garantisce robustezza e resistenza nel tempo. Il diffusore opale in policarbonato offre una diffusione uniforme della luce, creando un'illuminazione omogenea e piacevole.

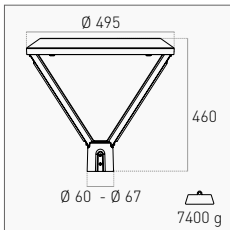
Solid die-cast aluminum structure that guarantees sturdiness and resistance over time. The opal polycarbonate diffuser offers a uniform diffusion of light, creating a homogeneous and pleasant lighting.

NEW

LAMPIONE URBANO ROTOSIMMETRICO

CITYONE

IP65



SOURCE		OUTPUT			
60 W	8.100 lm	7.800 lm	3000K	CTY-604530 NEW	372,00 €
			4000K	CTY-604540	

- 200-240 V
- IP65
- IK08
- 138°
- GREY RAL 9006
- Ø 60 mm POLE CONNECTION
- HIGH DISSIPATION
- TEMPERED GLASS
- DIE CAST ALUMINUM
- 50.000 H L70/B50
- 5 YEARS
- CAM

OPTIONAL

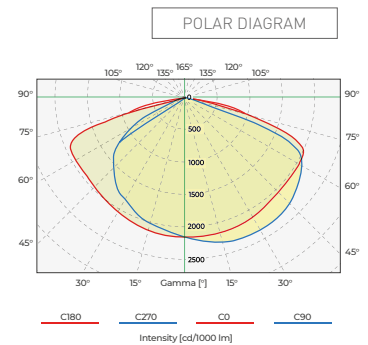


RIDUTTORE/ADATTATORE IN ALLUMINIO PER PALI DA Ø 75 A Ø 60 MM
ALUMINUM ADAPTER/REDUCER FOR POLES FROM Ø 75 TO Ø 60 MM

ATP-CTY	15,50 €
----------------	----------------

Struttura in alluminio pressofuso verniciata con polveri epossidiche resistenti alla corrosione. Diffusore in vetro temperato resistente agli shock termici e agli urti.

Structure in die-cast aluminum painted with corrosion resistant epoxy powders. Diffuser in tempered glass resistant to thermal shock and impact.



COMPLIANCE

EMC DIRECTIVE 2014/30/EU | EN IEC 55015:2019+A11/A11:2020 | EN 61547:2009 | EN IEC 61000-3-2:2019 | EN 61000-3-3:2013+A1:2019
LVD DIRECTIVE 2014/35/EU | EN 60598-2-3:2003+A1:2011 | EN IEC 60598-1:2021 EN 62493:2015 | EN IEC 62031:2020
ROHS DIRECTIVE 2011/65/EU | IEC 62321-3-1:2013 | IEC 6231-4:2013+A1:2017
IEC 6231-5:2013 | IEC 62321-6:2015 | IEC 62321-7-1:2015 | IEC 62321-8:2017



STREET
SORGENTI

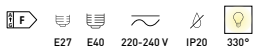
PROFESSIONAL
LOTUS

HIGH POWER



30 W - Ø 96 x 228 mm - 265 g
50 W - Ø 108 x 264 mm - 330 g
50 W E40 - Ø 108 x 274 mm - 405 g

E27	30 W	2.800 lm	1800 K	LTS-302718	31,00 €	
			3.200 lm	3000 K	LTS-302730	30,00 €
		4000 K		LTS-302740		
	50 W	4.250 lm	1800 K		LTS-502718	45,50 €
			5.400 lm	2200 K	LTS-502722	43,00 €
		3000 K		LTS-502730		
4000 K		LTS-502740				
E40	50 W	5.400 lm	2200 K	LTS-504022	45,50 €	
			3000 K	LTS-504030		
			4000 K	LTS-504040		



INSTALLATION



IDONEA PER AMBIENTI ESTERNI IN APPARECCHI IP65
SUITABLE FOR OUTDOOR ENVIRONMENTS IN IP65 LUMINAIRES

Lampada ad alta potenza simile alle tradizionali SAP, garantisce una luce morbida e uniforme. Ottima dissipazione e idonea all'uso prolungato.

High-power lamp with SAP traditional shape, for a soft and uniform light. Excellent dissipation suitable for prolonged use.

NEW

PROFESSIONAL

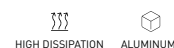
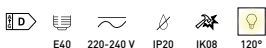
PLOSE STREET

ORIENTABLE



0-350° Ø 90 x 260 mm - 634 g

E40	54 W	8.000 lm	4000 K	PSS-544040 NEW	96,00 €
-----	------	----------	--------	-----------------------	---------



TECHNICAL NOTES

INSTALLATION



ROTAZIONE SU ASSE 0-350°
ROTATION ON AXIS 0-350°



IDONEA PER AMBIENTI ESTERNI IN APPARECCHI IP65
SUITABLE FOR OUTDOOR ENVIRONMENTS IN IP65 LUMINAIRES

Speciale lampada auto dissipante ideale per il relamping LED degli apparecchi. Idonea per apparecchi chiusi IP65. Rotazione su asse di 350° per dirigere il flusso luminoso verso l'area desiderata.

Special self-dissipating lamp ideal for LED relamping of luminaires. Suitable for IP65 closed luminaires. 350° rotation on axis to direct the luminous flux towards the desired area.

PROFESSIONAL

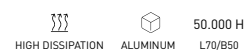
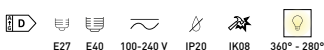
PLOSE

HIGH POWER



30 W - Ø 73 x 175 mm - 430 g
40 W - Ø 73 x 180 mm - 450 g
E40 - Ø 73 x 195 mm - 460 g

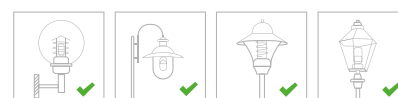
E27	30 W	4.300 lm	3000 K	PSE-302730	60,00 €
			4000 K	PSE-302740	
			6500 K	PSE-302765	
E27	40 W	5.700 lm	3000 K	PSE-402730	81,50 €
			4000 K	PSE-402740	
			6500 K	PSE-402765	
E40	40 W	5.700 lm	3000 K	PSE-404030	86,50 €
			4000 K	PSE-404040	
			6500 K	PSE-404065	



TECHNICAL NOTES

ANGOLO LUCE DI 360° ORIZZONTALE E 280° VERTICALE
360° HORIZONTAL AND 280° VERTICAL LIGHT BEAM

INSTALLATION



IDONEA PER AMBIENTI ESTERNI IN APPARECCHI IP65
SUITABLE FOR OUTDOOR ENVIRONMENTS IN IP65 LUMINAIRES

Applicabile in apparecchi con grado di protezione IP65, angolo luce di 360° su piano orizzontale ed elevata resa luminosa.

Suitable for IP65 fixtures, 360° light beam angle on horizontal axis and high light output.

CHAPTER 8

OUTDOOR

SOLARI - DECORATIVO - GIARDINO - CALPESTABILI
SOLAR - DECORATIVE - GARDEN - WALKABLE

SOLARI

PROMETEO **NEW**
ENERGY **NEW**
SIRIO SOLAR
GIRASOLE **NEW**
GENIUS
DVERSO
ARCADIA
DOMINO **NEW**
STEP SOLAR **NEW**
SUNNY **NEW**
SUNNY XL **NEW**
LEVANTE **NEW**

DECORATIVO

UP&DOWN+
AXO
REVERSO
FORMA **NEW**
PASEO
CORTÈS

GIARDINO

BLAZE **NEW**
DOBI
SPIKE
FIESTA
FIESTA 230 V
BAMBOO **NEW**
ALADINO
GAUDINO
PALADINO

CALPESTABILI

ARGO **NEW**
PAVI
MINI PAVI
PAVI GU10
ACCESSORIES
DRIVER
CONNETTORI



NEW

PROIETTORE SOLARE

PROMETEO

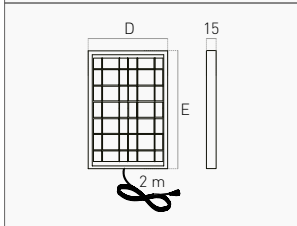
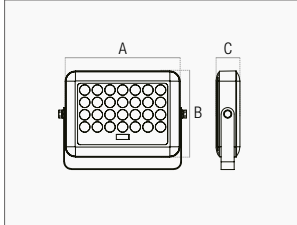
NEW

PROIETTORE SOLARE
PROMETEO

IP65



REPLACEABLE BATTERY



	A mm	B mm	C mm	D mm	E mm	g
5 W	180	126	35	200	210	460
10 W	243	172	39	210	340	850
20 W	243	172	39	300	390	1200
30 W	310	225	41	390	430	1680
40 W	310	225	41	390	560	1910

5 W	700 lm	LiFePO4 3,2 V/DC 6.000 mAh	4000 K	PROM-1001640 NEW	48,50 €
10 W	1.400 lm	LiFePO4 3,2 V/DC 10.000 mAh	4000 K	PROM-2002340 NEW	69,00 €
20 W	2.700 lm	LiFePO4 3,2 V/DC 20.000 mAh	4000 K	PROM-3002340 NEW	108,00 €
30 W	4.100 lm	LiFePO4 3,2 V/DC 30.000 mAh	4000 K	PROM-4002940 NEW	155,00 €
40 W	4.600 lm	LiFePO4 3,2 V/DC 40.000 mAh	4000 K	PROM-5002940 NEW	196,00 €



IP65



IK03



60°

~6-12 h
WORKING TIME

~4-6 h
RECHARGE



LIGHT SENSOR



MONOCRYSTALLINE



DIMMABLE



ABS

INCLUDED

CAVO DI COLLEGAMENTO DA 2 METRI
2 METER CONNECTION CABLE



TELECOMANDO MULTIFUNZIONE PER ACCENSIONE E SPEGNIMENTO,
REGOLAZIONE INTENSITÀ LUMINOSA E IMPOSTAZIONE TIMER
REMOTE CONTROLLER FOR SWITCHING ON/OFF,
LIGHT DIMMING AND TIMER SETTING



OPTIONAL

RICAMBIO BATTERIA BATTERY REPLACEMENT



5 W	RBPRM-100 NEW	11,00 €
10 W	RBPRM-200 NEW	18,00 €
20 W	RBPRM-300 NEW	35,00 €
30 W	RBPRM-400 NEW	49,00 €
40 W	RBPRM-500 NEW	69,00 €

Proiettore solare con pannello fotovoltaico monocristallino e funzione crepuscolare. Corpo in abs anti-urto. Telecomando incluso.

Solar floodlight with monocrystalline photovoltaic panel and twilight function. Shockproof abs body. Remote control included.

OUTDOOR



NEW

PROIETTORE SOLARE
ENERGY

NEW

PROIETTORE SOLARE
ENERGY

IP65 - SENSOR



REPLACEABLE BATTERY

	A mm	B mm	C mm	D mm	E mm	F mm	g
10 W	154	120	31	186	205	24	315
30 W	201	164	49	240	354	17	696

10 W	1.500 lm	Li-Ion 3,7 V/DC 3.600 mAh	4000 K	ERGY-1016040 NEW	67,00 €
30 W	4.800 lm	LiFePO4 6,4 V/DC 6.000 mAh	4000 K	ERGY-3016040 NEW	144,00 €

- IP65
- IK07
- 60° x 120°
- ~6-18 h WORKING TIME
- ~6-8 h RECHARGE
- PIR SENSOR
- LIGHT SENSOR
- MONOCRYSTALLINE
- DIMMABLE
- STAINLESS STEEL
- ALUMINUM
- ABS-PC

OPERATING MODE



MODE 1 - SENSOR MODE

Al tramonto, ON al 100% al rilevamento del movimento, in modalità ridotta dopo 60 secondi.
At sunset, ON at 100% upon motion detection, low mode after 60 seconds.



MODE 2 - ALWAYS ON

Al tramonto, ON alla luminosità selezionata, dopo 3/5/8 ore o se la carica della batteria scende sotto il 30% passa alla modalità sensore.
At sunset, ON at the selected brightness, after 3/5/8 hours or if the battery charge drops below 30% it switches to sensor mode.

Proiettore solare compatto con pannello fotovoltaico monocristallino, sensore di rilevamento del movimento e funzione crepuscolare. Corpo in alluminio pressofuso e scocca in plastica anti-urto. Telecomando incluso.

Compact solar floodlight with monocrystalline photovoltaic panel, motion detection sensor and twilight function. Die-cast aluminum body and shockproof plastic shell. Remote control included.

INCLUDED

CAVO DI COLLEGAMENTO DA 5 METRI
5 METER CONNECTION CABLE



TELECOMANDO MULTIFUNZIONE PER ACCENSIONE E SPEGNIMENTO,
REGOLAZIONE INTENSITÀ LUMINOSA E IMPOSTAZIONE TIMER
REMOTE CONTROLLER FOR SWITCHING ON/OFF,
LIGHT DIMMING AND TIMER SETTING



OPTIONAL

RICAMBIO BATTERIA BATTERY REPLACEMENT



10 W	RBERGY-10 NEW	13,00 €
30 W	RBERGY-30 NEW	25,00 €

OUTDOOR



PROIETTORE SOLARE
SIRIO SOLAR

PROIETTORE SOLARE
SIRIO SOLAR

IP65

BATTERY

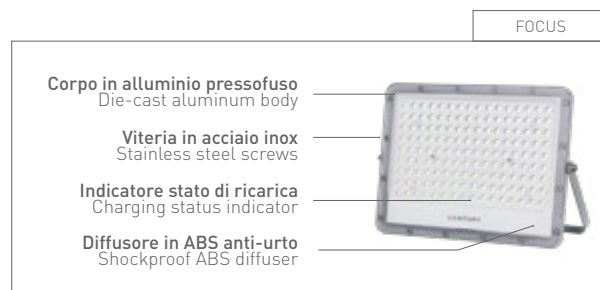
	A mm	B mm	C mm	D mm	g
2,5 W	177	122	180	220	873
5 W	222	160	235	350	1461
10 W	289	207	350	350	2308

2,5 W	400 lm	Li-Ion 3,7 V/DC 5.000 mAh	4000 K	SRSOL-509040	74,50 €
5 W	800 lm	LiFePO4 3,2 V/DC 10.000 mAh	4000 K	SRSOL-1009040	96,00 €
10 W	1.800 lm	LiFePO4 3,2 V/DC 20.000 mAh	4000 K	SRSOL-2009040	132,00 €

IP65
 IK08
 90°
 ~12 h WORKING TIME
 ~5-8 h RECHARGE
 LIGHT SENSOR
 MONOCRYSTALLINE
 DIMMABLE
 ULTRASLIM
 STAINLESS STEEL
 DIE-CAST ALUMINUM

Proiettore solare con pannello fotovoltaico monocristallino e funzione crepuscolare. Corpo in alluminio pressofuso e diffusore in ABS anti-urto. Telecomando incluso.

Solar floodlight with monocrystalline photovoltaic panel and twilight function. Die-cast aluminum body and shockproof plastic shell. Remote control included.



INCLUDED

CAVO DI COLLEGAMENTO DA 2 METRI
 2 METER CONNECTION CABLE

TELECOMANDO MULTIFUNZIONE PER ACCENSIONE E SPEGNIMENTO,
 REGOLAZIONE INTENSITÀ LUMINOSA E IMPOSTAZIONE TIMER
 REMOTE CONTROLLER FOR SWITCHING ON/OFF,
 LIGHT DIMMING AND TIMER SETTING



OUTDOOR



NEW

PROIETTORE SOLARE MOTORIZZATO

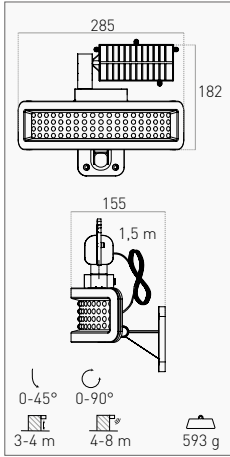
GIRASOLE

NEW

PROIETTORE SOLARE MOTORIZZATO

GIRASOLE

IP65 - FOLLOW THE SUN



BATTERY

7 W	800 lm	Li-Ion 3,7 V/DC 3.600 mAh	4000 K	GRS-072840 NEW	73,00 €			
IP65	120°	~6 h	~8-12 h	FOLLOW THE SUN	LIGHT SENSOR	PIR SENSOR	SEPARABLE MONOCRYSTALLINE	3

OPERATING MODE



BATTERY > 30%
Dopo il tramonto, ON automatico, 100% al passaggio, in modalità ridotta dopo 20 secondi
Automatic ON at sunset, 100% at PIR detection, stand by mode after 20 seconds

BATTERY < 30%
Dopo il tramonto, ON automatico, 100% al passaggio, OFF dopo 20 secondi
Automatic ON at sunset, 100% at PIR detection, OFF after 20 seconds

INSTALLATION



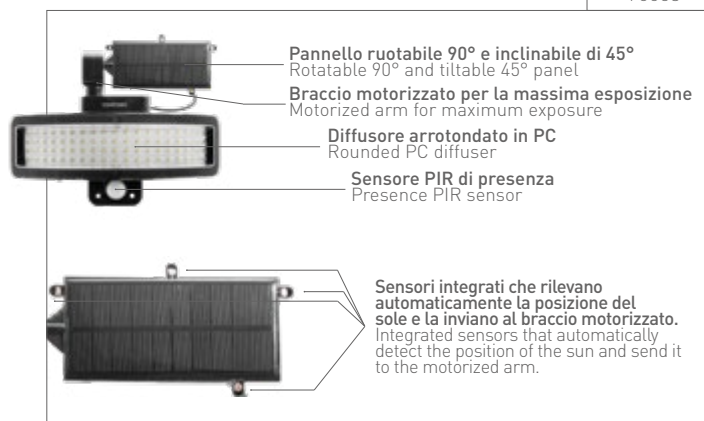
PANNELLO FOTOVOLTAICO SEPARABILE
SEPARABLE PHOTOVOLTAIC PANEL

INCLUDED

CAVO DI COLLEGAMENTO DA 1,5 METRI
1,5 METER CONNECTION CABLE



FOCUS



FOLLOW THE SUN



INNOVATIVO SISTEMA AUTOMATICO DI RILEVAMENTO DELLA LUCE NATURALE
ROTAZIONE SU ASSE DI 90° - INCLINAZIONE 45°
INNOVATIVE AUTOMATIC NATURAL LIGHT DETECTION SYSTEM
90° ROTATION ON AXIS - 45° INCLINATION

Dotato di un innovativo sistema di rilevamento della luce naturale, il proiettore solare è in grado di orientare automaticamente il pannello fotovoltaico per massimizzare l'irraggiamento solare.

Questa innovazione ha ridotto le dimensioni del pannello fotovoltaico per un miglior impatto estetico e permette di ottenere una resa energetica significativamente maggiore, aprendo nuove prospettive per l'utilizzo dell'energia solare in modo efficiente ed economico.

Equipped with an innovative natural light detection system, the solar floodlight is able to orient the photovoltaic panel automatically to maximize solar radiation.

This innovation has reduced the size of the photovoltaic panel for a better aesthetic impact and allows to obtain a significantly higher energy yield, opening up new perspectives for the efficient and economic use of solar energy.

OUTDOOR

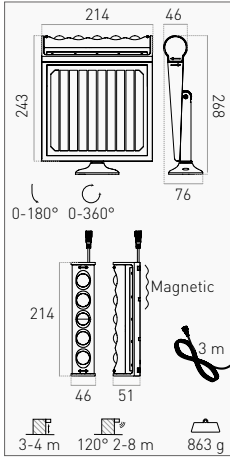


PROIETTORE SOLARE 7-IN-1
GENIUS

PROIETTORE SOLARE 7-IN-1

GENIUS

IP65 - SENSOR



REPLACEABLE BATTERY

8 W	950 lm	Li-Ion 3,7 V/DC 4.000 mAh	4000 K	GNS-081240	84,00 €
-----	--------	---------------------------	--------	-------------------	---------

IP65
 120°
 ~15 h WORKING TIME
 ~6 h RECHARGE
 PIR SENSOR
 LIGHT SENSOR
 SEPARABLE MONOCRYSTALLINE
 MAGNETIC
 7-in-1 INSTALLATION

OPERATING MODE



MODE 1 - BATTERY > 30%
 Dopo il tramonto, ON automatico, 100% al passaggio, in modalità ridotta dopo 20 secondi
 Automatic ON at sunset, 100% at PIR detection, stand by mode after 20 seconds

MODE 1 - BATTERY < 30%
 Dopo il tramonto, ON automatico, 100% al passaggio, OFF dopo 20 secondi
 Automatic ON at sunset, 100% at PIR detection, OFF after 20 seconds



MODE 2
 ON al 100% al tramonto, in modalità ridotta dopo 5 ore
 ON at 100% at sunset, stand by mode after 5 hours

7-IN-1 INSTALLATION




A muro con pannello integrato
Integrated wall mount




A muro con pannello separato
Split wall mount




Su superficie
Standable



Agganciato
Hanging



Tramite magneti
With magnets



Tramite adesivi
Sticks-on



Portatile
Portable

Proiettore solare per esterno con pannello fotovoltaico monocristallino separabile fino a 3 metri che permette di illuminare anche ambienti non assolati. Ideale per illuminazione generica delle aree esterne dove non è presente la rete elettrica nelle immediate vicinanze. Installazione estremamente versatile grazie alle sue 7 modalità di utilizzo.

Outdoor solar floodlight with monocrystalline photovoltaic panel that can be separated up to 3 meters which also allows for the illumination of non-sunny environments. Ideal for generic lighting of outdoor areas where there is no electricity grid in the immediate vicinity. Extremely versatile installation thanks to its 7 modes of use.

FOCUS

Inclinazione su asse
Tilt on axis

Rotazione su asse
Rotation on axis

Luce orientabile
Adjustable light

INCLUDED

CAVO DI COLLEGAMENTO DA 3 METRI
3 METER CONNECTION CABLE

OPTIONAL

RICAMBIO BATTERIA BATTERY REPLACEMENT

RBGNS	17,00 €
--------------	---------

OUTDOOR

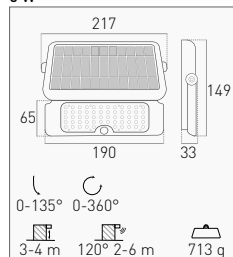


PROIETTORE SOLARE
DVERSO

PROIETTORE SOLARE DVERSO

IP65 - SENSOR

5 W



TECHNICAL NOTES



STAFFA RUOTABILE 360° - PANNELLO INCLINABILE 135°
360° ROTATABLE BRACKET - 135° ADJUSTABLE PANEL

2-IN-1 INSTALLATION

INSTALLAZIONE A PARETE O SU SUPERFICIE PIANA
WALL OR FLAT SURFACE INSTALLATION

REPLACEABLE BATTERY

5 W	500 lm	Li-Ion 3,7 V/DC 3.000 mAh	4000 K	DVS-059040	53,00 €		
		~12 h WORKING TIME	~6 h RECHARGE	PIR SENSOR	LIGHT SENSOR	MONOCRYSTALLINE	2-in-1 INSTALLATION

OPERATING MODE

MODE 1 - CONSTANT LIGHT MODE

ON finché la capacità della batteria non si riduce a zero. Una volta ricaricato torna automaticamente alla modalità sensore.
ON until the battery capacity drops to zero. Once recharged automatically return to sensor mode.

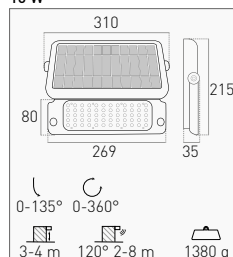
MODE 2 - SENSOR MODE: BATTERY > 30%

ON al 100% al rilevamento del movimento, in modalità ridotta dopo 20 secondi.
100% ON on motion detection, low mode after 20 seconds.

MODE 2 - SENSOR MODE: BATTERY < 30%

ON al 100% al rilevamento del movimento, OFF dopo 20 secondi.
100% ON upon motion detection, OFF after 20 seconds.

10 W



TECHNICAL NOTES



STAFFA RUOTABILE 360° - PANNELLO INCLINABILE 135°
360° ROTATABLE BRACKET - 135° ADJUSTABLE PANEL

2-IN-1 INSTALLATION

INSTALLAZIONE A MURO O A PALO TRAMITE STAFFA INCLUSA
WALL OR POLE INSTALLATION USING THE INCLUDED BRACKET

REPLACEABLE BATTERY

10 W	1.080 lm	Li-Ion 3,7 V/DC 7.200 mAh	4000 K	DVS-109040	103,00 €			
		~20 h WORKING TIME	~6 h RECHARGE	Ø 40-60 mm POLE CONNECTION	PIR SENSOR	LIGHT SENSOR	MONOCRYSTALLINE	2-in-1 INSTALLATION

OPERATING MODE

MODE 1 - CONSTANT LIGHT MODE

ON finché la capacità della batteria non si riduce a zero. Una volta ricaricato torna automaticamente alla modalità sensore.
ON until the battery capacity drops to zero. Once recharged automatically return to sensor mode.

MODE 2 - TWILIGHT MODE

Dopo il tramonto, ON automatico al 20% per 8 ore.
After sunset, ON automatic at 20% for 8 hours.

MODE 3 - SENSOR MODE: A

Dopo il tramonto, ON al 100% al rilevamento del movimento, in modalità ridotta dopo 20 secondi.
After sunset, 100% ON on motion detection, low mode after 20 seconds.

MODE 3 - SENSOR MODE: B

Dopo il tramonto, ON al 100% al rilevamento del movimento, OFF dopo 30 secondi.
After sunset, 100% ON on motion detection, OFF after 30 seconds.

OUTDOOR

Proiettore solare LED progettato per sfruttare al massimo l'energia del sole e generare una luce di alta qualità. Consente di annullare totalmente i costi energetici.

LED solar floodlight designed to get the maximum energy from the sun and produce high quality light. A good solution to save energy costs.

OPTIONAL

RICAMBIO BATTERIA BATTERY REPLACEMENT



5 W	RBDVS-05	11,00 €
10 W	RBDVS	27,50 €

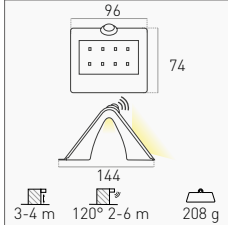


APPLIQUE SOLAIRE
ARCADIA

APPLIQUE SOLARE ARCADIA

IP65 - SENSOR

1,5 W



REPLACEABLE BATTERY

1,5 W	220 lm	Li-Ion 3,7 V/DC 1.200 mAh	White <input type="checkbox"/>	4000 K	ACSB-151240	25,00 €
			Silver <input checked="" type="checkbox"/>	4000 K	ACSS-151240	



OPERATING MODE

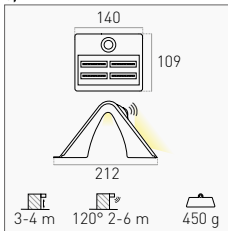
MODE 1

Dopo il tramonto, ON automatico, 100% al passaggio, stand by al 10% dopo 10 secondi in biemissione. Automatic ON at sunset, 100% at PIR detection, back to 10% after 10 seconds in double emission.

MODE 2

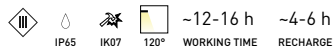
Dopo il tramonto, ON automatico, 100% al passaggio, stand by al 3% dopo 10 secondi in emissione posteriore. Automatic ON at sunset, 100% at PIR detection, back to 3% after 10 seconds only backlight.

3,2 W



REPLACEABLE BATTERY

3,2 W	400 lm	Li-Ion 3,7 V/DC 2.000 mAh	White <input type="checkbox"/>	4000 K	ACSB-321240	50,00 €
			Silver <input checked="" type="checkbox"/>	4000 K	ACSS-321240	



OPERATING MODE

MODE 1 - SENSOR MODE: BATTERY > 30%

Al tramonto, ON al 10%, 100% al rilevamento del movimento, in modalità stand by al 10% dopo 20 secondi in biemissione. At sunset, ON at 10%, 100% upon motion detection, in stand-by mode at 10% after 20 seconds in double emission.

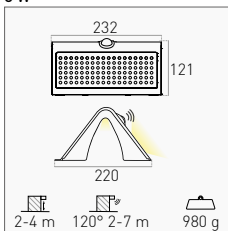
MODE 1 - SENSOR MODE: BATTERY < 30%

Al tramonto, ON al 10%, 100% al rilevamento del movimento, in modalità stand by al 10% dopo 20 secondi in emissione posteriore. At sunset, ON at 10%, 100% at motion detection, in stand by mode at 10% after 20 seconds in back emission.

MODE 2 - ALWAYS ON

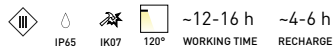
Al tramonto, ON al 50%, dopo 5 ore o se la carica della batteria scende sotto il 30% passa alla modalità sensore. At sunset, ON at 50%, after 5 hours or if the battery charge drops below 30% it switches to sensor mode.

8 W



REPLACEABLE BATTERIES

8 W	850 lm	2 x Li-Ion 3,7 V/DC 2.000 mAh	White <input type="checkbox"/>	4000 K	ACSB-681240	86,50 €
-----	--------	-------------------------------	--------------------------------	--------	--------------------	---------



OPERATING MODE

Applique solare, a doppia emissione, da esterno con pannello fotovoltaico. Ottima soluzione per giardini, viali, cortili; ideale per illuminazione generica delle aree esterne dove non è presente la rete elettrica nelle immediate vicinanze. Batterie sostituibili.

Solar applique, double emission, for outdoor use with photovoltaic panel. Excellent solution for gardens, avenues, courtyards; ideal for generic lighting of outdoor areas where there is no electricity grid in the immediate vicinity. Replaceable batteries.

OPTIONAL

RICAMBIO BATTERIA BATTERY REPLACEMENT

1,5 W	RBACS-15	4,50 €
3,2 W - 8 W	RBACS-3268	7,50 €



NEW

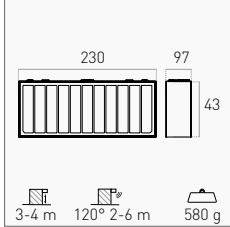
APPLIQUE SOLARE
DOMINO

NEW

APPLIQUE SOLARE DOMINO


IP65 - SENSOR

DOMINO



REPLACEABLE BATTERY

6 W 800 lm Li-Ion 3,7 V/DC 4.000 mAh	White <input type="checkbox"/>	3000 K	DOMBI-061230	50,50 €
		4000 K	DOMBI-061240	
	Black <input checked="" type="checkbox"/>	3000 K	DOMNE-061230	
		4000 K	DOMNE-061240	



FOCUS



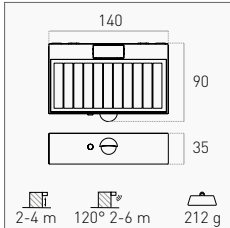
OPERATING MODE

MODE 1 - SENSOR MODE: BATTERY > 30%
Al tramonto, ON al 10%, 100% al rilevamento del movimento, in modalità ridotta al 10% dopo 20 secondi.
At sunset, ON at 10%, 100% at motion detection, in reduced mode at 10% after 20 seconds.

MODE 1 - SENSOR MODE: BATTERY < 30%
Al tramonto, ON al 10%, 100% al rilevamento del movimento, OFF dopo 20 secondi.
At sunset, ON at 10%, 100% at motion detection, OFF after 20 seconds.

MODE 2 - ALWAYS ON
Al tramonto, ON al 50%, dopo 5 ore o se la carica della batteria scende sotto il 30% passa alla modalità sensore.
At sunset, ON at 50%, after 5 hours or if the battery charge drops below 30% it switches to sensor mode.

DOMINO MINI



BATTERY

3 W 350 lm Li-Ion 3,7 V/DC 1.200 mAh	White <input type="checkbox"/>	3000 K	DOMBI-031230 <small>NEW</small>	30,00 €
		4000 K	DOMBI-031240 <small>NEW</small>	
	Black <input checked="" type="checkbox"/>	3000 K	DOMNE-031230 <small>NEW</small>	
		4000 K	DOMNE-031240 <small>NEW</small>	



OPERATING MODE

SENSOR MODE: A
Dopo il tramonto, ON automatico al 100% al rilevamento del movimento, in modalità ridotta dopo 10 secondi in biemissione.
After sunset, ON automatic 100% upon detection of movement, in low mode after 10 seconds in biemission.

SENSOR MODE: B
Dopo il tramonto, ON automatico al 100% al rilevamento del movimento, in modalità ridotta dopo 10 secondi in emissione superiore.
After sunset, ON automatic 100% on motion detection, in low mode after 10 seconds in upper emission.

INSTALLATION




INSTALLAZIONE A PARETE PER UN EFFETTO DI LUCE BIDIREZIONALE
WALL INSTALLATION FOR A BIDIRECTIONAL LIGHT EFFECT

Applique solare con pannello fotovoltaico, sensore crepuscolare e sensore PIR di movimento. Forma adatta ad installazioni pratiche e discrete. Doppia emissione luminosa per il modello 3 W, singola per il 6 W.

Solar wall light with photovoltaic panel, twilight sensor and PIR motion sensor. Nice shape for practical and discreet installations. Double light emission for the 3 W model, single for the 6 W.

FOCUS



OPTIONAL

RICAMBIO BATTERIA BATTERY REPLACEMENT



6 W	RBDOM	8,50 €
-----	--------------	--------

OUTDOOR



NEW

SEGNAPASSO SOLARE

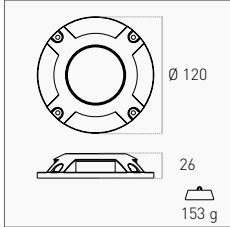
STEP SOLAR

NEW

SEGNAPASSO SOLARE

STEP SOLAR

IP67



BATTERY

0,04 W	5 lm	Ni-MH 1,2 V/DC 600 mAh	3000 K	STEPS-041230 NEW	16,50 €
			4000 K	STEPS-041240 NEW	

- IP67
- IK07
- ~18-24 h
- ~6-8 h
- DRIVEWAY
- WALKABLE
- LIGHT SENSOR
- MONOCRYSTALLINE
- PC DIFFUSER
- ALUMINUM

Solida struttura in alluminio pressofuso che garantisce robustezza e resistenza nel tempo. Il diffusore opale in policarbonato offre una diffusione uniforme della luce, creando un'illuminazione omogenea e piacevole.

Solid die-cast aluminum structure that guarantees sturdiness and resistance over time. The opal polycarbonate diffuser offers a uniform diffusion of light, creating a homogeneous and pleasant lighting.

OUTDOOR



NEW

SISTEMA MODULARE SOLARE

SUNNY

NEW

SISTEMA MODULARE SOLARE

SUNNY

IP65 - TRICOLOR



BATTERY

2 W	160 lm	Li-Ion 4,2 V/DC 4.400 mAh	3000 K - 4000 K - 6000 K	SUN-056000 NEW	96,00 €
-----	--------	---------------------------	--------------------------	-----------------------	---------



IP65



IK08



360°

~10 h

~5-8 h

WORKING TIME RECHARGE



ALUMINUM



PC DIFFUSER



LIGHT SENSOR



MONOCRYSTALLINE



CCT

INCLUDED

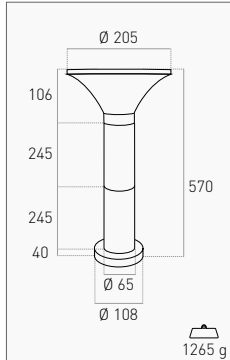
SORGENTE LUMINOSA + 2 MODULI PALO + ANELLO FILETTATO DI FISSAGGIO
LIGHT SOURCE + 2 POLE MODULES + THREADED FIXING RING

TECHNICAL NOTES

NON È NECESSARIO SCAVARE TRACCE, PASSARE CAVI O REALIZZARE IMPIANTI ELETTRICI
IT IS NOT NECESSARY TO DIG TRACKS, RUN CABLES OR MAKE ELECTRICAL SYSTEMS



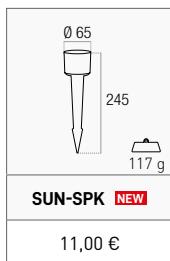
KIT PALETTA



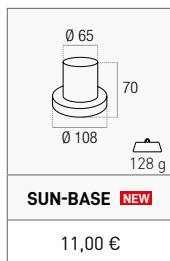
SORGENTE LUMINOSA LIGHT SOURCE



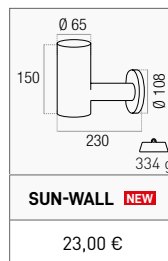
PICCHETTO PER TERRENO GROUND SPIKE



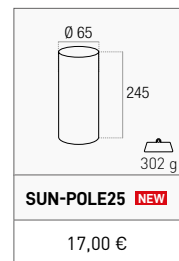
BASE PER SUPERFICIE SURFACE BASE



STAFFA DA PARETE WALL BRACKET




MODULO PALO POLE MODULE



OUTDOOR

3-IN-1 INSTALLATION

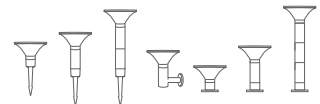


PALETTA, SEGNAPASSO O APPLIQUE
GARDEN STAKE, STEP MARKER OR APPLIQUE

Sistema modulare solare costruito interamente in alluminio e con diffusore in PC. Accensione automatica al tramonto. Diverse modalità di installazione grazie agli accessori in alluminio opzionali.


Solar modular system built entirely in aluminum and with PC diffuser. Automatic switch-on at sunset. Different ways of installation thanks to the aluminum optional accessories.

INSTALLATION



POSSIBILI COMBINAZIONI
POSSIBLE COMBINATIONS

TECHNICAL NOTES



REGOLAZIONE DEL COLORE LUCE TRAMITE PULSANTE
COLOR TEMPERATURE ADJUSTMENT THROUGH BUTTON

NEW

LAMPIONE SOLARE ROTOSIMMETRICO

SUNNY XL



NEW

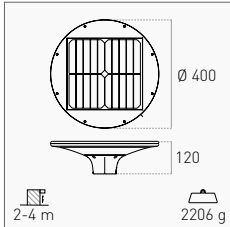
LAMPIONE SOLARE ROTOSIMMETRICO

SUNNY XL

IP65



REPLACEABLE BATTERY



15 W	2.000 lm	LiFePO4 6,4 V/DC 6.000 mAh	3000 K	SUNXL-204030 NEW	178,00 €
			4000 K	SUNXL-204040 NEW	

IP65
 IK07
 360°
 ~15 h WORKING TIME
 ~4-6 h RECHARGE
 Ø 50-60 mm POLE CONNECTION
 LIGHT SENSOR
 MONOCRYSTALLINE
 ALUMINUM
 OPAL PC DIFFUSER

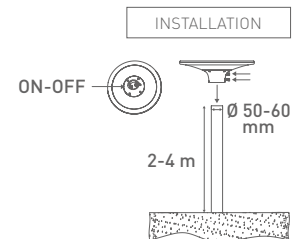

OPERATING MODE

Al tramonto, ON al 100% per le prime 3 ore, al 70% per le successive 2 ore, infine al 50% fino ad esaurimento.
 At sunset, ON at 100% for the first 3 hours, at 70% for the next 2 hours, then at 50% until battery runs out.

Con il sistema di gestione intelligente, SUNNY XL regolerà la luminosità in base alla capacità dinamica della batteria.
 Thanks to an intelligent management system, SUNNY XL dynamically adjusts the brightness according to the battery capacity.

TECHNICAL NOTES

NON È NECESSARIO SCAVARE TRACCE, PASSARE CAVI O REALIZZARE IMPIANTI ELETTRICI
 IT IS NOT NECESSARY TO DIG TRACKS, RUN CABLES OR MAKE ELECTRICAL SYSTEMS



Lampione solare rotosimmetrico ideale per l'illuminazione esterna. Dotato di sensore crepuscolare, gestione intelligente della batteria e diffusore in policarbonato, assicura un'illuminazione ottimale, efficiente ed ecologica.

Rotosymmetrical solar street light ideal for outdoor lighting. Equipped with a twilight sensor, intelligent battery management and polycarbonate diffuser, it ensures optimal, efficient and ecological lighting.

INSTALLABILE SU PALI DA Ø 50-60 MM PER UN'ILLUMINAZIONE EFFICIENTE ED ECOLOGICA
 CAN BE INSTALLED ON Ø 50-60 MM POST FOR EFFICIENT AND ECOLOGICAL LIGHTING

OPTIONAL

RICAMBIO BATTERIA BATTERY REPLACEMENT

RBSUNXL-20 NEW	45,00 €
-----------------------	---------

OUTDOOR

NEW

LAMPIONE SOLARE

LEVANTE



40 W



15 W

NEW

LAMPIONE SOLARE LEVANTE

IP65 - SENSOR

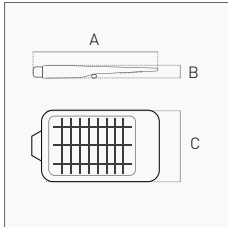


REPLACEABLE BATTERY

WORKING TIME

15 W	1.600 lm	LiFePO4 7,4 V/DC 5.400 mAh	~8 h	4000 K	LVT-159540	118,00 €
40 W	4.800 lm	LiFePO4 9,6 V/DC 12.000 mAh	~12-16 h	4000 K	LVT-409540 NEW	360,00 €

IP65
 IK08
 140°
 ~5-6 h RECHARGE
 Ø 40-60 mm POLE CONNECTION
 PIR SENSOR
 LIGHT SENSOR
 MONOCRYSTALLINE
 3-in-1 INSTALLATION
 DIMMABLE (40 W)



	A mm	B mm	C mm
15 W	413	58	232
40 W	710	74	287
	m	120°-m	g
15 W	3-5	5-8	1660
40 W	3-7	8-12	5130

OPERATING MODE




MODE 1
ON automatico al tramonto in modalità ridotta di intensità, OFF all'alba
Automatic ON at sunset in low intensity mode, OFF at sunrise



MODE 2 - BATTERY > 30%
ON automatico al tramonto, 100% al passaggio, in modalità ridotta dopo 20 secondi
Automatic ON at sunset, 100% at PIR detection, to low intensity mode after 20 seconds

MODE 2 - BATTERY < 30%
ON automatico al tramonto, 100% al passaggio, in modalità ridotta dopo 20 secondi, OFF dopo 5 minuti
Automatic ON at sunset, 100% at PIR detection, in low intensity after 20 seconds, OFF after 5 minutes



Lampione solare progettato per sfruttare al massimo l'energia del sole e generare una luce di alta qualità. Palo non incluso. Batteria sostituibile, accensione switch power.

Solar street lamp designed to make the most of the sun's energy and generate high quality light. Pole not included. Replaceable battery, switch power ignition.

3-IN-1 INSTALLATION

INCLUDED

STAFFA A U PER PALI DRITTI DA Ø40-60 MM
U-BRACKET FOR Ø40-60 MM STRAIGHT POLES

STAFFA CURVA PER PALI DA Ø40-50 MM
CURVED BRACKET FOR Ø40-50 MM POLES

STAFFA PER FISSAGGIO A MURO
WALL FIXING BRACKET

TELECOMANDO RF MULTIFUNZIONE (40 W)
MULTIFUNCTION RF REMOTE CONTROL (40 W)

OPTIONAL

RICAMBIO ATTACCO PALO SPARE POLE MOUNT

Ø 40-60 mm	ATPLVT	19,00 €
------------	---------------	---------

RICAMBIO BATTERIA BATTERY REPLACEMENT

15 W	RBLVT	43,00 €
40 W	RBLVT40 NEW	156,00 €

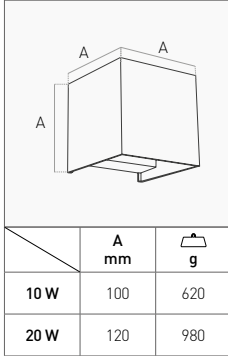
OUTDOOR



APPLIQUE BIDIREZIONALE
UP&DOWN+

IP65 - TRICOLOR

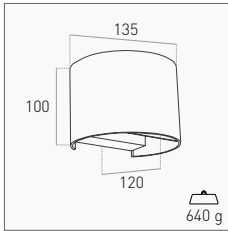
SQUARE



10 W	800 lm	3000K - 4000K - 6500K	White <input type="checkbox"/>	UDSBI-1010	53,00 €
			Corten <input checked="" type="checkbox"/>	UDSCO-1010	
			Grey <input checked="" type="checkbox"/>	UDSGR-1010	
			Black <input checked="" type="checkbox"/>	UDSNE-1010	
20 W	1.800 lm	3000K - 4000K - 6500K	White <input type="checkbox"/>	UDSBI-2012	86,50 €
			Corten <input checked="" type="checkbox"/>	UDSCO-2012	
			Grey <input checked="" type="checkbox"/>	UDSGR-2012	
			Black <input checked="" type="checkbox"/>	UDSNE-2012	




ROUND



10 W	800 lm	3000K - 4000K - 6500K	White <input type="checkbox"/>	UDRBI-1010	53,00 €
			Corten <input checked="" type="checkbox"/>	UDRCO-1010	
			Grey <input checked="" type="checkbox"/>	UDRGR-1010	
			Black <input checked="" type="checkbox"/>	UDRNE-1010	

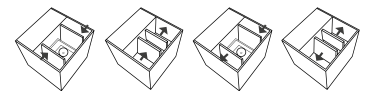


INSTALLATION



OUTDOOR


TECHNICAL NOTES



ALETTE INDIPENDENTI REGOLABILI DA 7° A 100°
INDEPENDENT FLAPS ADJUSTABLE FROM 7° TO 100°

Applique di design in alluminio con fascio luminoso bidirezionale, alette regolabili singolarmente per personalizzare ogni ambiente esterno.

Elegant aluminum wall applique with bidirectional light beam, adjustable fins to customize any outdoor ambience.



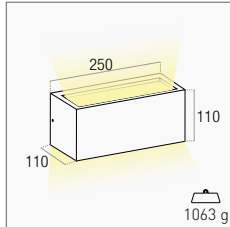
REGOLAZIONE DEL COLORE LUCE TRAMITE SELETTORE SU PIASTRA INTERNA
COLOR TEMPERATURE ADJUSTMENT THROUGH SELECTOR ON INTERNAL PLATE



APPLIQUE BIDIREZIONALE

REVERSO

IP65



1 Slot E27	White <input type="checkbox"/>	RVBI-E27	57,50 €
	Corten <input type="checkbox"/>	RVCO-E27	
	Grey <input type="checkbox"/>	RVGR-E27	
	Black <input type="checkbox"/>	RVNE-E27	



E27



220-240 V



IP65



IK10



DOUBLE EMISSION



OPAL PC DIFFUSER



ALUMINUM

Moderna applique in alluminio a doppia emissione luminosa. Installabile in ambienti esterni. Compatibile con lampade E27.

Modern aluminum applique with double light output. Suitable for outdoor ambiances. Compatible with E27 lamps.

INSTALLATION



INSTALLABILE A PARETE PER UN EFFETTO DI LUCE BIDIREZIONALE
WALL INSTALLATION FOR A BIDIRECTIONAL LIGHT EFFECT



REQUIRED PAG. 300

LAMPADA E27 NON INCLUSA
E27 LAMP NOT INCLUDED

PER UN EFFETTO SCENICO OTTIMALE È CONSIGLIATO L'USO
DI LAMPADE INCANTO FILAMENTO COME LA ING3-082727
FOR AN OPTIMAL SCENIC EFFECT, IT IS RECOMMENDED TO USE
INCANTO FILAMENTO LAMPS LIKE ING3-082727

AXO-1GU10B



AXO-1GU10SC



AXO-2GU10G



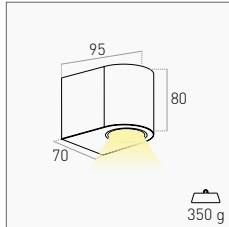
AXO-2GU10SN



APPLIQUE AXO

IP54

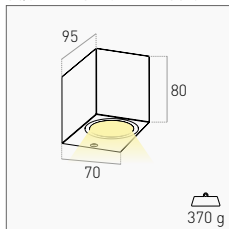
ROUND - SINGLE EMISSION



1 Slot GU10	White <input type="checkbox"/>	AXO-1GU10B	20,50 €
	Corten <input checked="" type="checkbox"/>	AXO-1GU10C	
	Grey <input type="checkbox"/>	AXO-1GU10G	
	Black <input type="checkbox"/>	AXO-1GU10N	



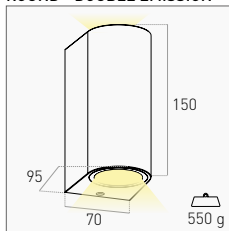
SQUARE - SINGLE EMISSION



1 Slot GU10	White <input type="checkbox"/>	AXO-1GU10SB	23,00 €
	Corten <input checked="" type="checkbox"/>	AXO-1GU10SC	
	Grey <input type="checkbox"/>	AXO-1GU10SG	
	Black <input type="checkbox"/>	AXO-1GU10SN	



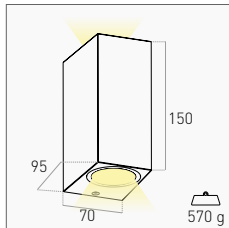
ROUND - DOUBLE EMISSION



2 Slot GU10	White <input type="checkbox"/>	AXO-2GU10B	28,50 €
	Corten <input checked="" type="checkbox"/>	AXO-2GU10C	
	Grey <input type="checkbox"/>	AXO-2GU10G	
	Black <input type="checkbox"/>	AXO-2GU10N	



SQUARE - DOUBLE EMISSION



2 Slot GU10	White <input type="checkbox"/>	AXO-2GU10SB	31,00 €
	Corten <input checked="" type="checkbox"/>	AXO-2GU10SC	
	Grey <input type="checkbox"/>	AXO-2GU10SG	
	Black <input type="checkbox"/>	AXO-2GU10SN	



OUTDOOR

Moderne applique in alluminio a singola o doppia emissione luminosa. Diffusore in vetro.

Modern aluminum applique with single or double light output. Glass diffuser.

REQUIRED PAG. 302



LAMPADE SPOT GU10 NON INCLUSE
GU10 SPOT LAMPS NOT INCLUDED



NEW

APPLIQUE BIDIREZIONALE

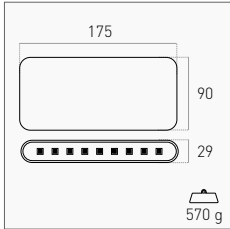
FORMA

NEW

APPLIQUE BIDIREZIONALE

FORMA

IP54 - TRICOLOR



SOURCE		OUTPUT					
12 W	1.390 lm	820 lm	3000K - 4000K - 6000K	White <input type="checkbox"/>	FRMB-129000 NEW	48,00 €	
				Black <input checked="" type="checkbox"/>	FRMN-129000 NEW		
							CCT TRICOLOR
220-240 V	IP54	120°		DOUBLE EMISSION	GLASS DIFFUSER	ALUMINUM	

OUTDOOR

INSTALLATION



INSTALLABILE A PARETE PER UN EFFETTO DI LUCE BIDIREZIONALE
WALL INSTALLATION FOR A BIDIRECTIONAL LIGHT EFFECT

TECHNICAL NOTES



REGOLAZIONE DEL COLORE LUCE TRAMITE SELETTORE SU PIASTRA INTERNA
COLOR TEMPERATURE ADJUSTMENT THROUGH SELECTOR ON INTERNAL PLATE

Applique bidirezionale dal design moderno ed esclusivo. Produce un'illuminazione decorativa tramite effetto diffondente su parete.

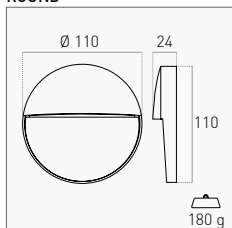
Bidirectional wall lamp with a modern and exclusive design. Recommended for decorative lighting thanks to a diffusing effect on the wall.



SEGNAPASSO
PASEO

IP54

ROUND

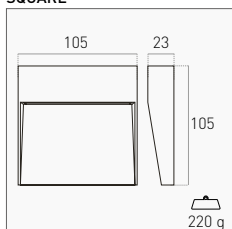


4 W	450 lm	4000K	White <input type="checkbox"/>	PEOBIR-041140	30,00 €
			Corten <input checked="" type="checkbox"/>	PEOCOR-041140	
			Grey <input type="checkbox"/>	PEOGR-041140	
			Black <input checked="" type="checkbox"/>	PEONER-041140	



DIE-CAST ALUMINUM

SQUARE



4 W	450 lm	4000K	White <input type="checkbox"/>	PEOBIS-041040	31,00 €
			Corten <input checked="" type="checkbox"/>	PEOCOS-041040	
			Grey <input type="checkbox"/>	PEOGS-041040	
			Black <input checked="" type="checkbox"/>	PEONES-041040	




DIE-CAST ALUMINUM

Applique segnapasso dal design moderno. Corpo in alluminio pressofuso in 4 finiture.

Step light applique with a modern design. Die-cast aluminum body in 4 finishes.

INSTALLATION



FORNISCE UNA LUCE DELICATA E DIFFUSA PER ILLUMINARE PERCORSI O AREE ESTERNE
IT PROVIDES A SOFT AND DIFFUSED LIGHT TO ILLUMINATE PATHS OR OUTDOOR AREAS

OUTDOOR

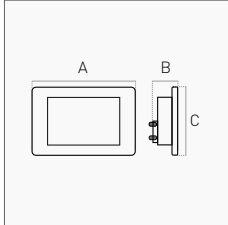
SEGNAPASSO
CORTÈS



SEGNAPASSO CORTÈS

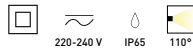
IP65 - EMERGENCY

STANDARD

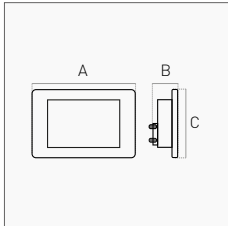


	A mm	B mm	C mm	g
CRT3	107	25	68	63
CRT6	181	49	80	180

SOURCE	OUTPUT	COVER			
1 W	-	70 lm	White + Silver	4000K	CRT3-014000 26,50 €
5 W	650 lm	270 lm	White + Silver	4000K	CRT6-054000 57,50 €



EMERGENCY



	A mm	B mm	C mm	g
CRT3E	107	45	68	126
CRT6E	181	49	80	180

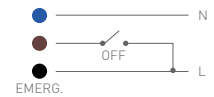
SOURCE	OUTPUT	BATTERY	COVER		
1 W	-	70 lm	Ni-Cd 3,7 V 1.200 mAh	White + Silver	4000K CRT3E-010340 57,50 €
5 W	650 lm	270 lm	Li-Ion 3,7 V 1.200 mAh	White + Silver	4000K CRT6E-050340 79,00 €



TECHNICAL NOTES



CORTESIA TIPO SA (PERMANENTE)
L'APPARECCHIO RIMANE ACCESO E CONTINUA AD ILLUMINARE ANCHE IN CASO DI MANCANZA RETE.
COURTESY TYPE MAINTAINED (PERMANENT).
THE LUMINAIRE STAYS ON AND CONTINUES TO LIGHT UP EVEN IN THE EVENT OF A POWER FAILURE.



EMERGENZA TIPO SE (NON PERMANENTE)
L'APPARECCHIO SI ACCENDE SOLO IN CASO DI MANCANZA RETE ED EROGA 40 LM.
EMERGENCY TYPE NON-MANTAINED (NOT PERMANENT)
THE LUMINAIRE TURNS ON ONLY IN THE EVENT OF A POWER FAILURE AND SUPPLIES 40 LM.

TECHNICAL NOTES



PER SCATOLE 503 (CRT3) E 506 (CRT6)
FOR 503 (CRT3) AND 506 (CRT6) BOXES

INCLUDED



COVER INTERCAMBIABILE BIANCA O IN METALLO SATINATO
INTERCHANGEABLE WHITE OR SATIN METAL COVER

Luce segnapasso da incasso. Variante con sistema di emergenza che si accende in mancanza di corrente elettrica.


Recessed steplight. Emergency system version that turns on in case of a power failure.

OUTDOOR



NEW

SPOTLIGHT
BLAZE



NEW

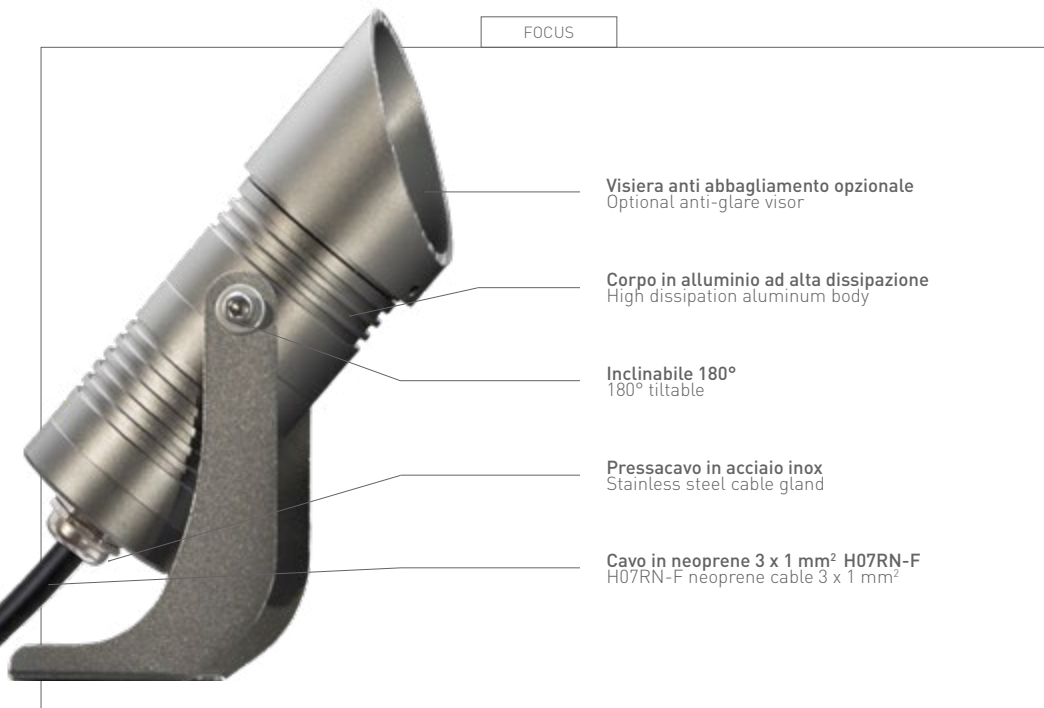
SPOTLIGHT

BLAZE

IP67 - CRI 90

Proiettore in alluminio di altissima qualità con ottiche specifiche per l'illuminazione di giardini e terrazzi. Valorizza aree verdi, piante o aiuole. Ideale anche in campo architettonico per enfatizzare facciate o edifici. Grazie agli accessori disponibili quali picchetti e visiere è facile creare sistemi di illuminazione completi.

High quality aluminum spotlight with specific optics for lighting gardens and terraces. Enhance green areas, plants or flowerbeds. Suitable in the architectural field to emphasize facades or buildings. Thanks to the available accessories such as spikes and visors it is easy to create complete lighting systems.



INSTALLATION



IDEALE PER TERRAZZE, GIARDINI, AREE VERDI E PER VALORIZZARE LE FACCIATE DI EDIFICI
IDEAL FOR TERRACES, GARDENS, GREEN AREAS AND TO ENMPHASIZE THE FACADES OF BUILDINGS

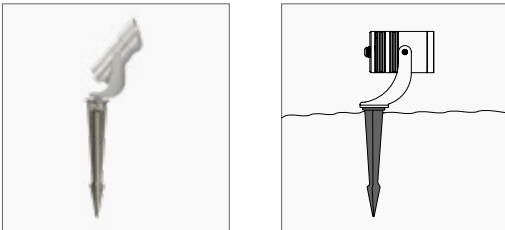
	A mm	B mm	C mm	g
3 W	87	73	Ø 27	128
7 W	90	103	Ø 40	225
14 W	147	124	Ø 80	1090

OUTPUT						
3 W	230 lm	∠ 24°	Grey ■	3000 K	BLZ-032730 <small>NEW</small>	26,00 €
				4000 K	BLZ-032740 <small>NEW</small>	
7 W	550 lm	∠ 24°	Grey ■	3000 K	BLZ-074030 <small>NEW</small>	43,00 €
				4000 K	BLZ-074040 <small>NEW</small>	
14 W	1.180 lm	∠ 30°	Grey ■	3000 K	BLZ-148030 <small>NEW</small>	69,00 €
				4000 K	BLZ-148040 <small>NEW</small>	



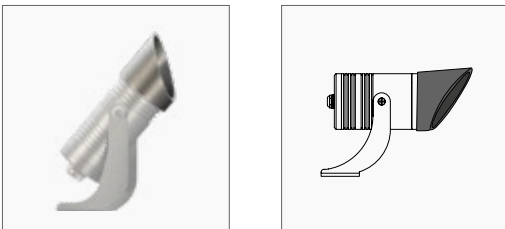
OPTIONAL

PICCHETTO PER INSTALLAZIONE NEL TERRENO
SPIKE FOR GROUND INSTALLATION



3 W - 7 W	Ø 35 x 145 mm	Grey ■	BLZ-SPK145 <small>NEW</small>	3,50 €
14 W	Ø 52 x 260 mm	Grey ■	BLZ-SPK260 <small>NEW</small>	6,00 €


VISIERA IN ALLUMINIO ANTI ABBAGLIAMENTO
ANTI-GLARE ALUMINUM VISOR



3 W	Ø 28 mm	Grey ■	BLZ-CAP27 <small>NEW</small>	5,00 €
7 W	Ø 41 mm	Grey ■	BLZ-CAP40 <small>NEW</small>	7,00 €
14 W	Ø 81 mm	Grey ■	BLZ-CAP80 <small>NEW</small>	16,00 €

ALUMINUM

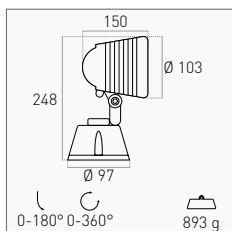
CINGHIA PER INSTALLAZIONE SU ALBERI O PALI
ADJUSTABLE MOUNTING STRAP FOR INSTALLATION ON TREES OR POLES



2 metri meters	Military Green ■	BLZ-BELTVE <small>NEW</small>	7,00 €
----------------	------------------	--------------------------------------	--------

OUTDOOR

SPOTLIGHT DOBI



OUTPUT

15 W	1.200 lm	Grey ■	3000 K	DOBIG-154530	65,00 €
			4000 K	DOBIG-154540	
		Black ■	3000 K	DOBIN-154530	
			4000 K	DOBIN-154540	



220-240 V



IP65



45°



HIGH DISSIPATION



DIE-CAST ALUMINUM



RAL 9006



RAL 9004

TECHNICAL NOTES



BASE RUOTABILE 360° - FARETTO INCLINABILE 180°
360° ROTATABLE BASE - 180° ADJUSTABLE SPOTLIGHT

OPTIONAL



PICCHETTO PER INSTALLAZIONE NEL TERRENO
SPIKE FOR GROUND INSTALLATION

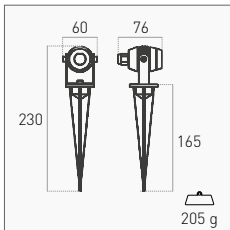
Grey ■	DOBIG-SPK	11,00 €
Black ■	DOBIN-SPK	

Faretto LED IP65. Grazie al fascio di luce a 45° e alla mobilità sia sull'asse verticale che orizzontale, è possibile illuminare gli oggetti in maniera efficace e scenica. Corpo in alluminio pressofuso, con ampie alettature per un'elevata dissipazione.

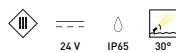
IP65 LED spotlight with adjustable angle beam both on the vertical and horizontal axis for an effective and scenic lighting. Die-cast aluminum body with large fins for high heating dissipation.

SPOTLIGHT
SPIKE LIGHT

IP65



	SOURCE	OUTPUT		
3 W	140 lm	135 lm	3000 K	SPK-032230 39,50 €



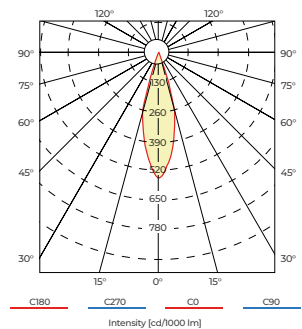
EASY TO INSTALL DIE CAST ALUMINUM

INCLUDED

PICCHETTO PER INSTALLAZIONE NEL TERRENO
 SPIKE FOR GROUND INSTALLATION



POLAR DIAGRAM



OPTIONAL PAG. 245

ALIMENTATORI, CONNETTORI E ACCESSORI
 POWER SUPPLIES, CONNECTORS AND ACCESSORIES

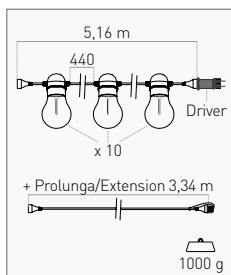
Picchetto con faretto Led in alluminio pressofuso. Fattore di protezione IP65, facile da installare.

Spike with LED spotlight in die-cast aluminum. IP65 protection factor, easy to install.

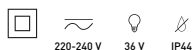
OUTDOOR

CATENA LUMINOSA

FIESTA



6 W	500 lm	White <input type="checkbox"/>	2200 K	FSTABCL-062722	88,50 €
		Black <input checked="" type="checkbox"/>	2200 K	FSTACL-062722	



TECHNICAL NOTES

2 COLLANE LUMINOSE COLLEGABILI
2 CONNECTABLE LIGHT CHAIN

NON SUPPORTA LAMPADE 230 V
230 V LAMPS NOT SUPPORTED

Catena luminosa di 10 lampade a filamento LED incluse alimentate a bassa tensione. Possibilità di collegare 2 catene insieme. Driver incluso con spina schuko.

String lighting with 10 LED Filament lamps included and powered by low voltage. 2 chains can be connected together. Driver included with schuko plug.

INCLUDED

10 LAMPADE E27 - ALIMENTATORE CON SPINA SCHUKO
10 E27 BULBS - DRIVER WITH SCHUKO PLUG

OPTIONAL

RICAMBIO DRIVER SPARE DRIVER

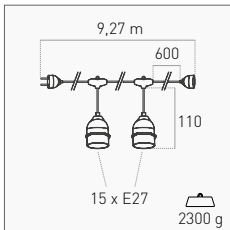


12 W	FSTADAP-12W	18,00 €
------	--------------------	---------

RICAMBIO LAMPADINA SPARE BULB

36 V/DC	E27	0,6 W	50 lm	2200 K	FSTARCL-062722	6,00 €
---------	-----	-------	-------	--------	-----------------------	--------

CATENA LUMINOSA
FIESTA 230 V



SINGLE LAMP HOLDER		SYSTEM			
15 Slot E27	MAX 15 W	MAX 230 W	White <input type="checkbox"/>	FSTAB-2202700	72,00 €
			Black <input checked="" type="checkbox"/>	FSTAN-2202700	
			CONNECTABLE EASY TO INSTALL		
	220-240 V	IP44			

OUTDOOR

TECHNICAL NOTES

COLLEGABILE IN SERIE FINO AD UN MASSIMO DI 230 W TOTALI
 CAN BE CONNECTED IN SERIES UP TO A MAX 230 W TOTAL

INCLUDED

15 PORTALAMPADE E27 (MAX 15 W)
 15 E27 LAMP HOLDERS (MAX 15 W)

PRESA SCHUKO PER COLLEGARE IN SERIE ALTRE
 CATENE LUMINOSE O DISPOSITIVI ELETTRONICI
 SCHUKO SOCKET FOR CONNECT IN SERIES OTHER
 LIGHT CHAINS OR ELECTRONIC DEVICES



REQUIRED PAG. 300



LAMPADE E27 NON INCLUDE
 E27 LAMPS NOT INCLUDED

Catena luminosa con 15 portalam-
 pa E27, lampade non incluse. Colle-
 gabile in serie fino a 230 W totali.

String lighting with 15 E27 lamp
 holders, lamps not included. Con-
 nectable in series up to 230 W total.



NEW

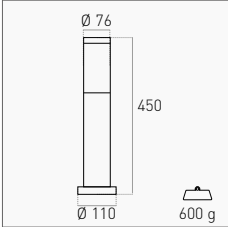
PALETTO DA GIARDINO
BAMBOO

NEW

PALETTO DA GIARDINO BAMBOO

IP54

45 cm

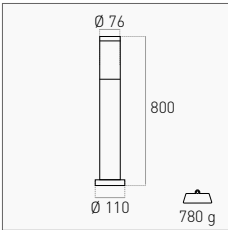


1 Slot E27	Anthracite		BMB-4527AN NEW	32,50 €
	Corten		BMB-4527CO NEW	



RAL 7016
 RAL 8028

80 cm



1 Slot E27	Anthracite		BMB-8027AN NEW	39,50 €
	Corten		BMB-8027CO NEW	



RAL 7016
 RAL 8028

Paletto da giardino dal design moderno in acciaio inossidabile e diffusore in PC. Compatibile con lampade E27 (Max 40 W), si adatta perfettamente in ogni ambiente.

Modern design garden light with stainless steel body and PC diffuser. Compatible with E27 lamps (Max 40 W), it suits perfectly in every outdoor space.



REQUIRED PAG. 300

LAMPADA E27 (MAX 40 W) NON INCLUSA
E27 LAMP (MAX 40 W) NOT INCLUDED

PER UN EFFETTO SCENICO OTTIMALE È CONSIGLIATO L'USO
DI LAMPADE INCANTO FILAMENTO
FOR AN OPTIMAL SCENIC EFFECT, IT IS RECOMMENDED
TO USE INCANTO FILAMENTO LAMPS



ALD-051630



ALD-056030



GDN-051530



GDN-058030



PLD-051230



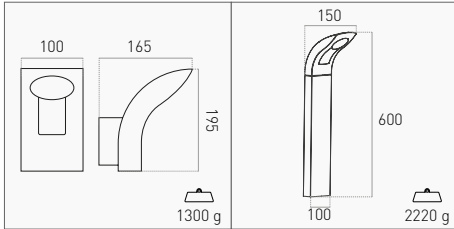
PLD-058030

PALETTO / APPLIQUE

ALADINO - GAUDINO - PALADINO

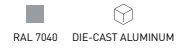
IP54

ALADINO

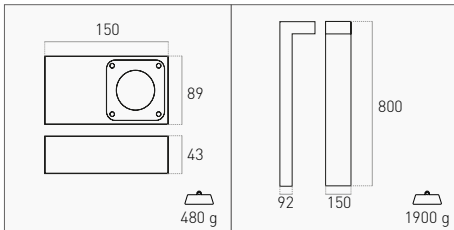


OUTPUT

5,5 W	360 lm	Applique	Silver	3000 K	ALD-051630	72,00 €
	450 lm	Paletto Pole	Silver	3000 K	ALD-056030	105,50 €

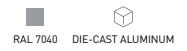


GAUDINO

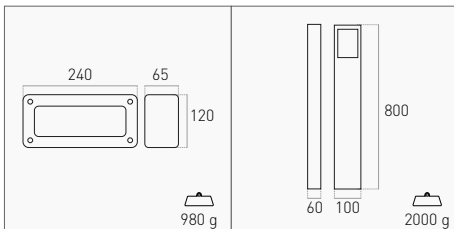


OUTPUT

5,5 W	360 lm	Applique	Silver	3000 K	GDN-051530	50,50 €
	450 lm	Paletto Pole	Silver	3000 K	GDN-058030	101,00 €



PALADINO



OUTPUT

6 W	450 lm	Applique	Silver	3000 K	PLD-051230	67,00 €
4 W	270 lm	Paletto Pole	Silver	3000 K	PLD-058030	105,50 €



Paletto fissaggio a pavimento e applique fissaggio a parete. Corpo in alluminio anticorrosione.

Bollard light and wall applique. Corrosion-resistant aluminum body.

OPTIONAL

 RICAMBIO DRIVER
SPARE DRIVER

5,5 W	RDALD-051630	15,00 €
	RDALD-056030	
	RDGDN-051530	
6 W	RDGDN-058030	
	RDPLD-051230	
	RDPLD-058030	

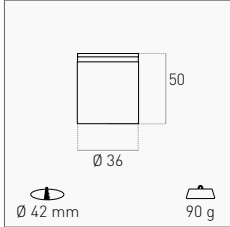
OUTDOOR



NEW
SISTEMA CALPESTABILE
ARGO

IP67

SORGENTE LUMINOSA LIGHT SOURCE



OUTPUT

0,75 W	50 lm	3000 K	ARGO-012430 NEW	17,00 €
		4000 K	ARGO-012440 NEW	



EASY TO INSTALL 50.000 H 3
L70/B50 YEARS

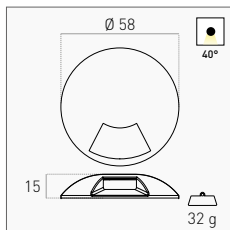
INCLUDED



CONTROCASSA IN POLICARBONATO
POLYCARBONATE CASING

REQUIRED

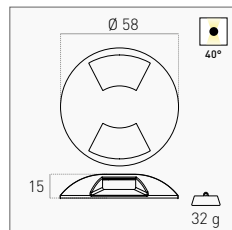
COVER A 1 LUCE
1 LIGHT COVER



<input type="checkbox"/>	ARGOC-1BI NEW
<input type="checkbox"/>	ARGOC-1CO NEW
<input type="checkbox"/>	ARGOC-1GR NEW
<input type="checkbox"/>	ARGOC-1NE NEW
6,00 €	

ALUMINUM WALKABLE

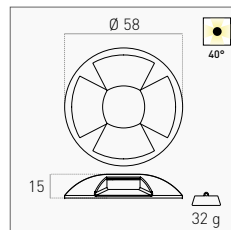
COVER A 2 LUCI
2 LIGHTS COVER



<input type="checkbox"/>	ARGOC-2BI NEW
<input type="checkbox"/>	ARGOC-2CO NEW
<input type="checkbox"/>	ARGOC-2GR NEW
<input type="checkbox"/>	ARGOC-2NE NEW
6,00 €	

ALUMINUM WALKABLE

COVER A 4 LUCI
4 LIGHTS COVER



<input type="checkbox"/>	ARGOC-4BI NEW
<input type="checkbox"/>	ARGOC-4CO NEW
<input type="checkbox"/>	ARGOC-4GR NEW
<input type="checkbox"/>	ARGOC-4NE NEW
6,50 €	

ALUMINUM WALKABLE

PROLUNGA CON ATTACCO A 2 PIN
CABLE WITH 2 PIN CONNECTION



2 m **ARGO-CAVO NEW**
5,00 €

IP68

OUTDOOR

OPTIONAL PAG. 245

ALIMENTATORI E CONNETTORI
POWER SUPPLIES AND CONNECTORS

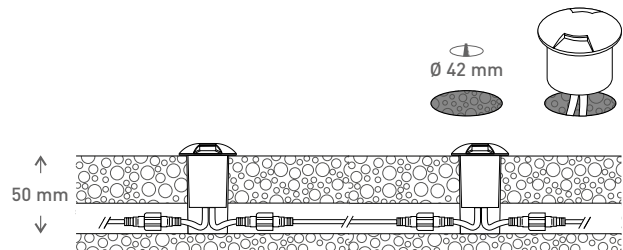
Sistema calpestabile luce radente ad incasso per installazione facilitata a pavimento. Grazie alle cover intercambiabili in alluminio è possibile personalizzarne l'aspetto scegliendo tra 1, 2 o 4 fasci di luce, offrendo un design versatile che lo rende perfetto per l'illuminazione di percorsi all'aperto.

Walkable recessed step light system for easy installation on the floor. Thanks to the interchangeable aluminum covers, it is possible to customize its appearance by choosing between 1, 2 or 4 light beams, offering a versatile design that makes it perfect for lighting outdoor paths.

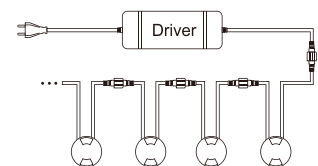
FINISH



INSTALLATION



INSTALLAZIONE A PAVIMENTO
FLOOR INSTALLATION



SCHEMA DI INSTALLAZIONE
INSTALLATION DIAGRAM



PAVI2L-087030



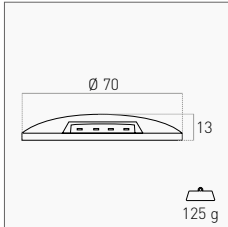
PAVIC4L-0513030

CALPESTABILE

PAVI

IP67 - 1-2-4 LIGHT

SUPERFICIE SURFACE

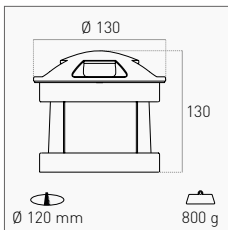


OUTPUT

0,4 W	8 lm	1 Luce Light	3000 K	PAVI1L-047030	20,50 €
			4000 K	PAVI1L-047040	
0,8 W	16 lm	2 Luci Lights	3000 K	PAVI2L-087030	24,00 €
			4000 K	PAVI2L-087040	



INCASSO RECESSED



SOURCE

OUTPUT

5 W	384 lm	160 lm	2 Luci Lights	3000 K	PAVIC2L-0513030	74,50 €
			4 Luci Lights	3000 K	PAVIC4L-0513030	
4 W	300 lm	125 lm	4 Luci Lights	4000 K	PAVIC4L-0513040	



INCLUDED



CONTROCASSA IN POLICARBONATO
POLYCARBONATE CASING

OUTDOOR

Calpestabile luce radente a superficie o a incasso per installazione a pavimento. Corpo in alluminio, cavo in neoprene. Resistenza a pressione di 500 Kg.

Walkable surface or recessed glen-cing light for floor installation. Aluminum body, neoprene cable. Maximum resistance to pressure of 500 Kg.

TECHNICAL NOTES



1, 2 O 4 LUCI CON ANGOLO DI 100°
1, 2 OR 4 LIGHTS WITH 100 ° ANGLE

OPTIONAL PAG. 245

ALIMENTATORI E CONNETTORI
POWER SUPPLIES AND CONNECTORS



PAVI-078930

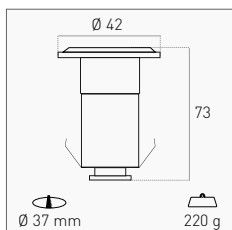


PAVI-1216030

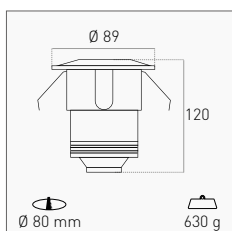
CALPESTABILE

PAVI

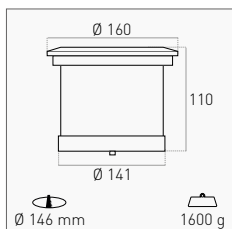
IP67 - 1-2-4 LIGHT



SOURCE		OUTPUT			
1 W	120 lm	80 lm	3000 K	PAVI-014230	38,00 €
			4000 K	PAVI-014240	



SOURCE		OUTPUT			
3 W	300 lm	250 lm	3000 K	PAVI-038930	74,50 €
			4000 K	PAVI-038940	
7 W	660 lm	420 lm	3000 K	PAVI-078930	77,00 €
			4000 K	PAVI-078940	



SOURCE		OUTPUT			
12 W	1.150 lm	840 lm	3000 K	PAVI-1216030	125,00 €
			4000 K	PAVI-1216040	



Incasso tondo calpestabile per installazione a pavimento. Anello e corpo in alluminio, vetro temperato, cavo in neoprene. Resistenza a pressione di 500 Kg.

Walkable round recessed light for floor installation. Aluminum ring and body, tempered glass, neoprene cable. Pressure resistance of 500 Kg.

INCLUDED



CONTROCASSA IN POLICARBONATO
POLYCARBONATE CASING

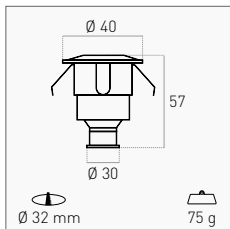
OPTIONAL PAG. 245

ALIMENTATORI E CONNETTORI
POWER SUPPLIES AND CONNECTORS

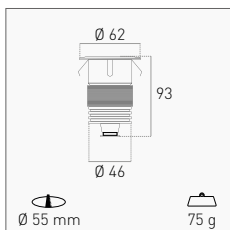
OUTDOOR

CALPESTABILE
MINI PAVI

IP65



SOURCE		OUTPUT			
1,3 W	120 lm	70 lm	3000 K	MP-014030	28,50 €
			4000 K	MP-014040	



SOURCE		OUTPUT			
3 W	160 lm	90 lm	3000 K	MP-036030	48,00 €
			4000 K	MP-036040	



INCLUDED



CONTROCASSA IN POLICARBONATO (SOLO PER IL 3 W)
POLYCARBONATE CASING (ONLY FOR 3 W)

Incasto tondo per installazione a parete, soffitto o pavimento. Anello in alluminio satinato (1W) o in acciaio inox (3W). Corpo in alluminio, vetro temperato, cavo in neoprene.

Round recessed wall light, ceiling or floor installation. Ring in brushed aluminum (1W) or in stainless steel (3W). Aluminum body, tempered glass, neoprene cable.

INSTALLATION

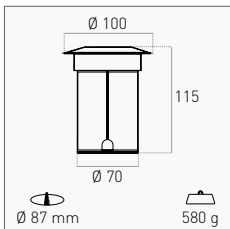
INSTALLABILE A PARETE, SOFFITTO O PAVIMENTO
SUITABLE FOR WALL, CEILING OR FLOOR INSTALLATION

OPTIONAL PAG. 245

ALIMENTATORI E CONNETTORI
POWER SUPPLIES AND CONNECTORS

CALPESTABILE
PAVI GU10

IP67



1 Slot GU10 - MAX 35 W

PAVI-GU10

33,50 €



GU10



230 V



IP67



WALKABLE



TEMPERED GLASS DIFFUSER



ALUMINUM

OUTDOOR

Incasso tondo calpestabile per installazione a pavimento. Anello e corpo in alluminio, vetro temperato, cavo in neoprene. Resistenza a pressione di 500 Kg.

Walkable round recessed light for floor installation. Aluminum ring and body, tempered glass, neoprene cable. Pressure resistance of 500 Kg.

INCLUDED



CONTROCASSA IN POLICARBONATO
 POLYCARBONATE CASING

OPTIONAL PAG. 245

ALIMENTATORI E CONNETTORI
 POWER SUPPLIES AND CONNECTORS

REQUIRED PAG. 302

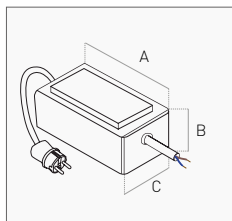


LAMPADA SPOT GU10
 GU10 SPOT LAMP



ACCESSORIES

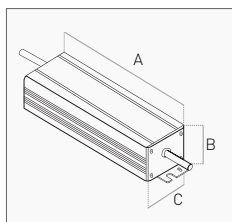
ACCESSORIES
DRIVER



	A mm	B mm	C mm	g
60 W	93	69	63	1300
80 W	124	71	79	2000

		INPUT	OUTPUT		
60 W	2.500 mA	230 V/AC	24 V/DC	DR60	45,50 €
80 W	3.334 mA	230 V/AC	24 V/DC	DR80	67,00 €

IP68 NOT DIMMABLE



	A mm	B mm	C mm	g
50 W	200	25	35	263
100 W	180	20	65	355

		INPUT	OUTPUT		
50 W	2.100 mA	175-264 V/AC	24 V/DC	RDAC50-2467	36,00 €
100 W	4.200 mA	175-264 V/AC	24 V/DC	RDAC100-2467	57,50 €

IP67 NOT DIMMABLE

ACCESSORIES
CONNECTORS

IP68

BOX 3 VIE 3 WAY BOX

MAX 450 V - 24 A
Cable: Ø4 mm - Ø12 mm
Section: 3 x 2,5 mm ²
CNB
13,00 €

IP68

LINEARE 2 VIE 2 WAY LINEAR

CND15	CND25
MAX 450 V - 13 A	MAX 450 V - 24 A
Cable: Ø4 mm - Ø10 mm	Cable: Ø4 mm - Ø12 mm
Section: 3 x 1,5 mm ²	Section: 3 x 2,5 mm ²
CND15	CND25
6,50 €	7,50 €

IP68

T 3 VIE 3 WAY T

MAX 450 V - 24 A
Cable: Ø4 mm - Ø12 mm
Section: 3 x 1,5 mm ²
CNT
10,50 €

IP68

OUTDOOR

CHAPTER 9

INDOOR

GESSI - DECORATIVO - TRACK LIGHT
PLASTER - DECORATIVE - TRACK LIGHT

GESSI

JESSY

KON170

ECLISSE

BOLLE

MIRO200

DALI310

SOFFIO

DECORATIVO

QUBE - RONDÒ

QUBE - RONDÒ - STYLO

ENFASI STYLO

ENFASI SQUARE

ENFASI ROUND

ESSENZA QUBE

ESSENZA RONDÒ

ESSENZA ORIENTABILE

TRACK LIGHT

BINARY

CONNECTORS

REGIA MINI

REGIA SHOP GU10

REGIA SHOP 180

REGIA SHOP 95

REGIA SHOP LINEARE



AP115



AP125



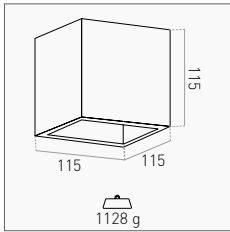
AP275



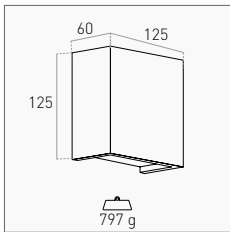

AP360

APPLIQUE - GESSO

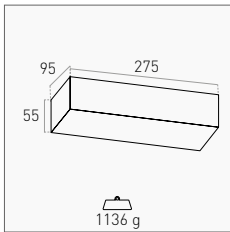
JESSY



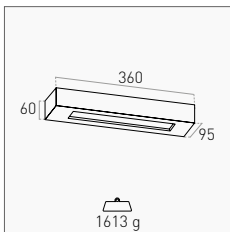

1 Slot G9 - 40 W MAX	White <input type="checkbox"/>	JESSY-AP115	33,50 €
G9	IP20	PAINTABLE	PLASTER



1 Slot G9 - 40 W MAX	White <input type="checkbox"/>	JESSY-AP125	33,50 €
G9	IP20	PAINTABLE	PLASTER



1 Slot E14 - 40 W MAX	White <input type="checkbox"/>	JESSY-AP275	38,00 €
E14	IP20	PAINTABLE	PLASTER



2 Slot E14 - 40 W MAX	White <input type="checkbox"/>	JESSY-AP360	50,50 €
E14	IP20	PAINTABLE	PLASTER



Eleganti applique in gesso per una luce diffusa sulla parete. Possono essere dipinte per integrarsi in ogni ambiente.

Elegant plaster wall light for a diffused light effect. Suitable to be painted for every ambients customization.

REQUIRED PAG. 301



LAMPADA G9
G9 LAMP



LAMPADA E14
E14 LAMP

INDOOR



AP150



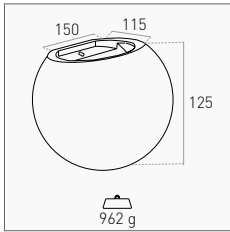
AP180



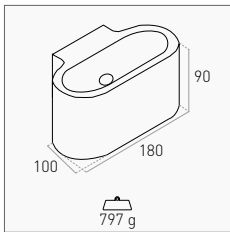
AP280

APPLIQUE - GESSO

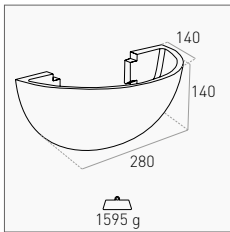
JESSY



1 Slot G9 - 40 W MAX	White <input type="checkbox"/>	JESSY-AP150	35,00 €
G9	IP20	PAINTABLE	PLASTER



1 Slot G9 - 40 W MAX	White <input type="checkbox"/>	JESSY-AP180	35,00 €
G9	IP20	PAINTABLE	PLASTER



1 Slot E14 - 40 W MAX	White <input type="checkbox"/>	JESSY-AP280	38,00 €
E14	IP20	PAINTABLE	PLASTER



Eleganti applique in gesso per una luce diffusa sulla parete. Possono essere dipinte per integrarsi in ogni ambiente.

Elegant plaster wall light for a diffused light effect. Suitable to be painted for every ambients customization.

REQUIRED PAG. 301



INDOOR

SQ100



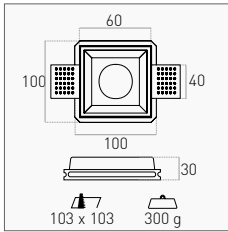
SQ120



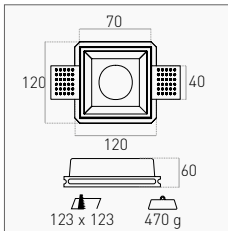
AR111



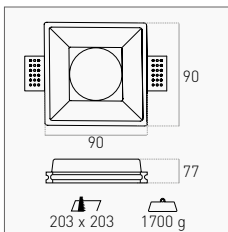
JESSY



1 Slot GU10 - 35 W MAX	White <input type="checkbox"/>	JESSY-SQ100	8,50 €
INCLUDED			
PORTALAMPADA GU10 GU10 LAMP HOLDER			



1 Slot GU10 - 35 W MAX	White <input type="checkbox"/>	JESSY-SQ120	13,00 €
INCLUDED			
PORTALAMPADA GU10 GU10 LAMP HOLDER			



1 Slot AR111 - 50 W MAX	White <input type="checkbox"/>	JESSY-AR111	37,00 €
INCLUDED			
PORTALAMPADA AR111 AR111 LAMP HOLDER			



INSTALLATION




REALIZZATO IN GESSO RESINATO VERNICIABILE PER INSTALLAZIONI A SCOMPARSA
MADE OF PAINTABLE RESIN-COATED PLASTER FOR CONCEALED INSTALLATIONS

REQUIRED PAG. 302-304



Portafaretti da incasso in gesso adatti ad essere installati in ogni controsoffitto in maniera totalmente invisibile.


Plaster recessed spotlight holder suitable to be installed in any false ceiling in a totally invisible way.



SQ120GLASS

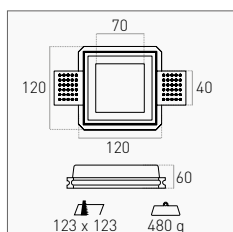


SQ45GR

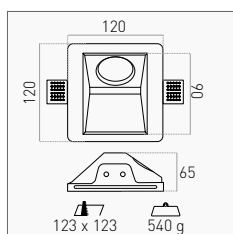


SQ2112

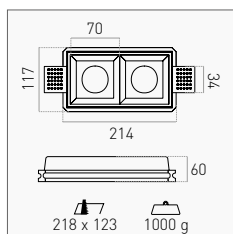
JESSY



1 Slot GU10 - 35 W MAX	White	<input type="checkbox"/>	JESSY-SQ120GLASS	13,00 €
INCLUDED				
PORTALAMPADA GU10 GU10 LAMP HOLDER				



1 Slot GU10 - 35 W MAX	White	<input type="checkbox"/>	JESSY-SQ45GR	13,00 €
INCLUDED				
PORTALAMPADA GU10 GU10 LAMP HOLDER				



2 Slot GU10 - 35 W MAX	White	<input type="checkbox"/>	JESSY2-SQ2112	24,00 €
INCLUDED				
PORTALAMPADA GU10 GU10 LAMP HOLDER				



Portafaretti da incasso in gesso adatti ad essere installati in ogni controsoffitto in maniera totalmente invisibile.

Plaster recessed spotlight holder suitable to be installed in any false ceiling in a totally invisible way.

REALIZZATO IN GESSO RESINATO VERNICIABILE PER INSTALLAZIONI A SCOMPARSA
MADE OF PAINTABLE RESIN-COATED PLASTER FOR CONCEALED INSTALLATIONS

INSTALLATION



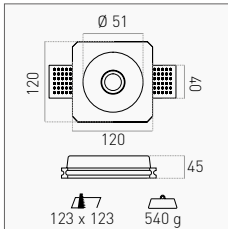
REQUIRED PAG. 302



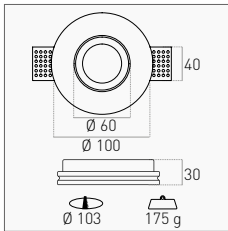

LAMPADA SPOT GU10
GU10 SPOT LAMP



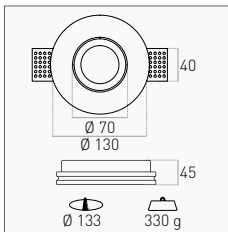
JESSY



1 Slot GU10 - 35 W MAX	White <input type="checkbox"/>	JESSY-SR120	13,00 €
INCLUDED			
PORTALAMPADA GU10 GU10 LAMP HOLDER			



1 Slot GU10 - 35 W MAX	White <input type="checkbox"/>	JESSY-RD100	8,50 €
INCLUDED			
PORTALAMPADA GU10 GU10 LAMP HOLDER			



1 Slot GU10 - 35 W MAX	White <input type="checkbox"/>	JESSY-RD130	13,00 €
INCLUDED			
PORTALAMPADA GU10 GU10 LAMP HOLDER			



Portafaretti da incasso in gesso adatti ad essere installati in ogni controsoffitto in maniera totalmente invisibile.

Plaster recessed spotlight holder suitable to be installed in any false ceiling in a totally invisible way.

REALIZZATO IN GESSO RESINATO VERNICIABILE PER INSTALLAZIONI A SCOMPARSA
MADE OF PAINTABLE RESIN-COATED PLASTER FOR CONCEALED INSTALLATIONS

INSTALLATION

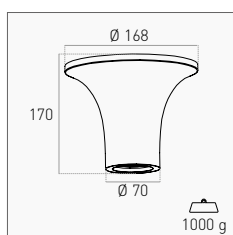


REQUIRED PAG. 302



LAMPADA SPOT GU10
GU10 SPOT LAMP

SUPPORTO - GESSO
KON170



1 Slot GU10 - 35 W MAX	White <input type="checkbox"/>	KON170	45,50 €
------------------------	--------------------------------	---------------	---------

PAINTABLE PLASTER

INCLUDED

PORTALAMPADA GU10
 GU10 LAMP HOLDER



Supporto in gesso resinato adatto a essere installato a soffitto. Può essere verniciato per ottenere un effetto a scomparsa.

Ceiling-mounted resin-coated plaster support, it can be painted to achieve an hidden effect.

REQUIRED PAG. 302



LAMPADE SPOT GU10
 GU10 SPOT LAMPS

APPLIQUE - GESSO
ECLISSE



	A mm	 g
5 W	Ø 150	730
9 W	Ø 250	1970

5 W = 25 W	280 lm	White <input type="checkbox"/>	3000 K	ECLISSE150	98,50 €
9 W = 30 W	320 lm	White <input type="checkbox"/>	3000 K	ECLISSE250	173,00 €



INDOOR

INSTALLATION



EMISSIONE INDIRETTA PER UN AMBIENTE CONFORTEVOLE
 INDIRECT EMISSION FOR A COMFORTABLE AMBIENCE

Applique in gesso resinato adatta a essere installata a parete.
 Luce decorativa dal design moderno.

Resin-coated plaster applique suitable for wall. Decorative light with a modern design.



BOLLE250



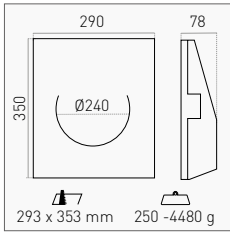
MIRO200



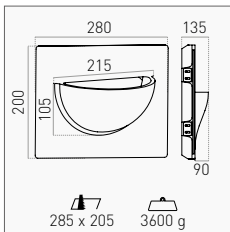
DALI310

SUPPORTI - GESSO

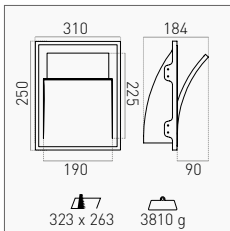
JESSY BOLLE - MIRO200 - DALI310



1 Slot GU10 - 35 W MAX	White <input type="checkbox"/>	JESSY-BOLLE250	79,00 €



1 Slot E14 - 40 W MAX	White <input type="checkbox"/>	MIRO200	67,00 €



1 Slot E14 - 40 W MAX	White <input type="checkbox"/>	DALI310	115,00 €



Supporti in gesso da incasso a parete. Possono essere verniciati per ottenere un effetto a scomparsa.

Plaster supports for wall suitable to be painted for achieving an hidden effect.

REQUIRED PAG. 301-302



LAMPADE SPOT GU10
GU10 SPOT LAMPS



LAMPADA E14
E14 LAMP

INDOOR



180



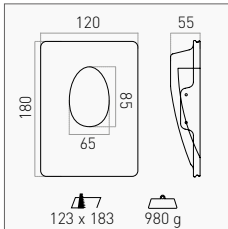
230



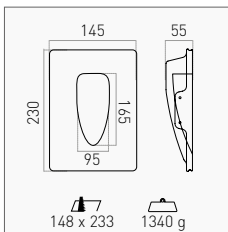
320

SEGNAPASSO - GESSO

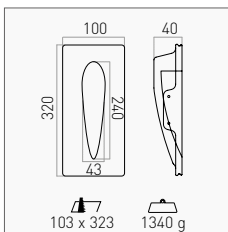
SOFFIO



1 W	70 lm	White <input type="checkbox"/>	3000 K	SOFFIO180	74,50 €
220-240 V	IP20	40°		PAINTABLE	PLASTER



1 W	70 lm	White <input type="checkbox"/>	3000 K	SOFFIO230	77,00 €
220-240 V	IP20	40°		PAINTABLE	PLASTER



1 W	70 lm	White <input type="checkbox"/>	3000 K	SOFFIO320	77,00 €
220-240 V	IP20	40°		PAINTABLE	PLASTER



Segnapasso in gesso a scomparsa totale, veloci da installare. Luce decorativa dal design semplice e moderno.

Total disappearing plaster steplight, quick to install. Decorative light with a simple and modern design.



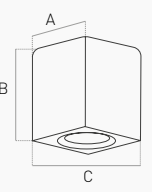
QUBE




RONDÒ

PLAFONIERA
QUBE - RONDÒ

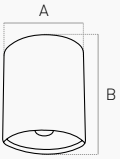
QUBE




	A mm	B mm	C mm	 g
10 W	90	90	90	388
15 W	112	123	112	610
25 W	131	134	131	950
35 W	161	164	161	476

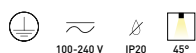
10 W	800 lm	White <input type="checkbox"/>	3000 K	QBBI-109030	40,50 €	
			4000 K	QBBI-109040		
		Black <input checked="" type="checkbox"/>	3000 K	QBNE-109030		
			4000 K	QBNE-109040		
15 W	1.350 lm	White <input type="checkbox"/>	3000 K	QBBI-1511230	67,00 €	
			4000 K	QBBI-1511240		
		Black <input checked="" type="checkbox"/>	3000 K	QBNE-1511230		
			4000 K	QBNE-1511240		
25 W	2.500 lm	White <input type="checkbox"/>	3000 K	QBBI-2513130	98,50 €	
			4000 K	QBBI-2513140		
		Black <input checked="" type="checkbox"/>	3000 K	QBNE-2513130		
			4000 K	QBNE-2513140		
		White <input type="checkbox"/>	3000 K	QBBI-3516130		127,00 €
			4000 K	QBBI-3516140		
Black <input checked="" type="checkbox"/>	3000 K	QBNE-3516130				
	4000 K	QBNE-3516140				

RONDÒ



	A mm	B mm	 g
10 W	∅ 90	90	322
15 W	∅ 110	123	551
25 W	∅ 130	155	838
35 W	∅ 170	185	1400

10 W	800 lm	White <input type="checkbox"/>	3000 K	RNDBI-109030	38,00 €	
			4000 K	RNDBI-109040		
		Black <input checked="" type="checkbox"/>	3000 K	RNDNE-109030		
			4000 K	RNDNE-109040		
15 W	1.350 lm	White <input type="checkbox"/>	3000 K	RNDBI-1511030	62,50 €	
			4000 K	RNDBI-1511040		
		Black <input checked="" type="checkbox"/>	3000 K	RNDNE-1511030		
			4000 K	RNDNE-1511040		
25 W	2.500 lm	White <input type="checkbox"/>	3000 K	RNDBI-2513030	85,00 €	
			4000 K	RNDBI-2513040		
		Black <input checked="" type="checkbox"/>	3000 K	RNDNE-2513030		
			4000 K	RNDNE-2513040		
		White <input type="checkbox"/>	3000 K	RNDBI-3517030		110,50 €
			4000 K	RNDBI-3517040		
Black <input checked="" type="checkbox"/>	3000 K	RNDNE-3517030				
	4000 K	RNDNE-3517040				



Plafoniera con corpo in alluminio, verniciato a polveri epossidiche anti-graffio, dotata di parabola riflettente specchiata e vetro di protezione.

Ceiling lamp with aluminum body, painted with anti-scratch epoxy powders, equipped with mirrored reflector and protective glass.

INDOOR

QUBE



RONDÒ



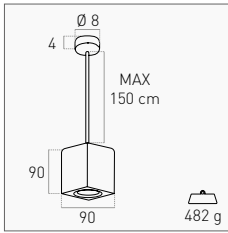
STYLO



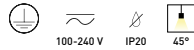
SOSPENSIONE

QUBE - RONDÒ - STYLO

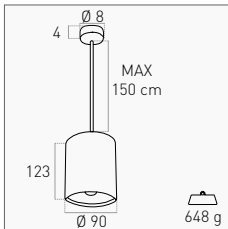
QUBE




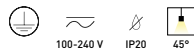
5 W	450 lm	White <input type="checkbox"/>	3000 K	QBBIP-059030	43,00 €
			4000 K	QBBIP-059040	
		Black <input checked="" type="checkbox"/>	3000 K	QBNEP-059030	
			4000 K	QBNEP-059040	



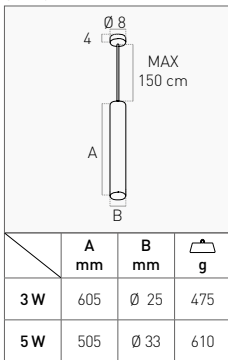
RONDÒ



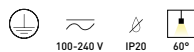
15 W	1.275 lm	White <input type="checkbox"/>	3000 K	RNDBIP-1511030	67,00 €
			4000 K	RNDBIP-1511040	
		Black <input checked="" type="checkbox"/>	3000 K	RNDNEP-1511030	
			4000 K	RNDNEP-1511040	



STYLO



3 W	220 lm	White <input type="checkbox"/>	3000 K	STYLOBI600-032530	36,00 €
			4000 K	STYLOBI600-032540	
		Black <input checked="" type="checkbox"/>	3000 K	STYLONE600-032530	
			4000 K	STYLONE600-032540	
5 W	450 lm	White <input type="checkbox"/>	3000 K	STYLOBI500-053330	45,50 €
			4000 K	STYLOBI500-053340	
		Black <input checked="" type="checkbox"/>	3000 K	STYLONE500-053330	
			4000 K	STYLONE500-053340	



Sospensione LED con corpo in alluminio, verniciato a polveri epossidiche antigraffio, dotata di parabola riflettente specchiata e vetro di protezione.

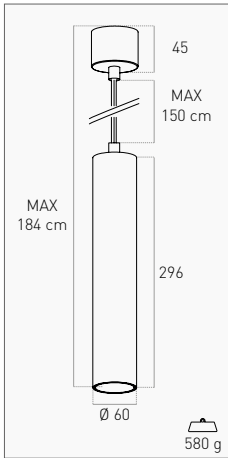
LED suspension with aluminum body, painted with anti-scratch epoxy powders, equipped with mirrored reflector and protective glass.

INDOOR



SOSPENSIONE

ENFASI STYLO




1 Slot GU10	White <input type="checkbox"/>	ENSTYB-GU10	45,50 €
	Black <input checked="" type="checkbox"/>	ENSTYN-GU10	

Sospensione in alluminio per lampade spot GU10. E' possibile installare all'interno dell'apparecchio la lampada spot GU10 desiderata. Massima flessibilità ed efficacia. Lampada non inclusa.

Aluminum suspension for GU10 spot lamps. It is possible to install the desired GU10 spot lamp inside the fixture. Maximum flexibility and effectiveness. Lamp not included.

INSTALLATION



ADATTO PER ARREDARE CON STILE OGNI AMBIENTE INTERNO
PERFECT FOR A STILISH FURNITURE IN EVERY INDOOR AMBIENCE

TECHNICAL NOTES



SOSPENSIONE REGOLABILE FINO A 180 CM
ADJUSTABLE SUSPENSION UP TO 180 CM

REQUIRED PAG. 302



LAMPADA SPOT GU10 NON INCLUSA
GU10 SPOT LAMP NOT INCLUDED

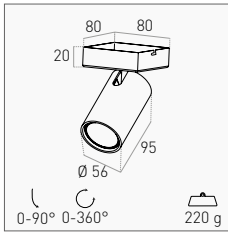
INDOOR



PORTAFARETTI

ENFASI SQUARE

1 SLOT

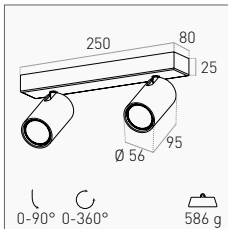


1 Slot GU10	White <input type="checkbox"/>	ENSB-GU10	23,00 €
	Black <input checked="" type="checkbox"/>	ENSN-GU10	



ALUMINUM

2 SLOT

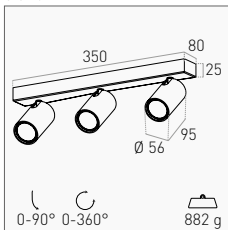


2 Slot GU10	White <input type="checkbox"/>	ENSB-2GU10	37,00 €
	Black <input checked="" type="checkbox"/>	ENSN-2GU10	




ALUMINUM

3 SLOT



3 Slot GU10	White <input type="checkbox"/>	ENSB-3GU10	55,00 €
	Black <input checked="" type="checkbox"/>	ENSN-3GU10	



ALUMINUM

Portafaretti GU10 in alluminio con base rettangolare. E' possibile installare all'interno dell'apparecchio la lampada spot GU10 desiderata. Massima flessibilità ed efficacia. Lampade non incluse.

Aluminum GU10 spotlight holder with rectangular base. It is possible to install the desired GU10 spot lamp inside the fixture. Maximum flexibility and effectiveness. Lamps not included.

TECHNICAL NOTES




RUOTABILE SU ASSE 360° - INCLINABILE 90°
ROTATABLE ON AXIS 360° - TILTABLE 90°

REQUIRED PAG. 302



LAMPADINE SPOT GU10 NON INCLUSE
GU10 SPOT LAMPS NOT INCLUDED

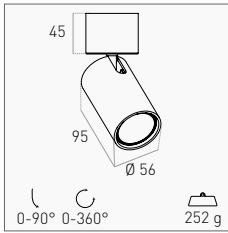
INDOOR



PORTAFARETTI

ENFASI ROUND

PLAFONE CEILING

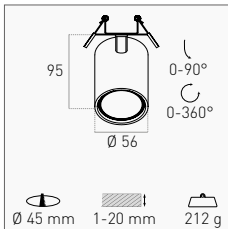


1 Slot GU10	Orientabile / Orientable	White <input type="checkbox"/>	ENRB-GU10	25,00 €
		Black <input checked="" type="checkbox"/>	ENRN-GU10	

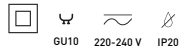


ALUMINUM

INCASSO RECESSED

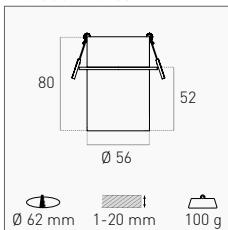


1 Slot GU10	Orientabile / Orientable	White <input type="checkbox"/>	ENIBOR-GU10	25,00 €
		Black <input checked="" type="checkbox"/>	ENINOR-GU10	

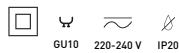


ALUMINUM **5** YEARS

INCASSO RECESSED



1 Slot GU10	Fisso / Fixed	White <input type="checkbox"/>	ENIB-GU10	20,50 €
		Black <input checked="" type="checkbox"/>	ENIN-GU10	



ALUMINUM **5** YEARS

Portafaretti GU10 in alluminio con base rotonda. E' possibile installare all'interno dell'apparecchio la lampada spot GU10 desiderata. Massima flessibilità ed efficacia. La lampada non è inclusa.

Aluminum GU10 spotlight holder with round base. It is possible to install the desired GU10 spot lamp inside the fixture. Maximum flexibility and effectiveness. The lamp is not included.

INCLUDED



ATTACCO GU10 CON BOX DI COLLEGAMENTO PROFESSIONALE
GU10 SOCKET WITH PROFESSIONAL JUNCTION BOX

TECHNICAL NOTES

MONTAGGIO RAPIDO CON CLIP
QUICK ASSEMBLY WITH CLIPS

REQUIRED PAG. 302



LAMPADINE SPOT GU10 NON INCLUSE
GU10 SPOT LAMPS NOT INCLUDED

INDOOR

ESQNG96-GU10

ESQNB160-2GU10



ESQBG160-2GU10

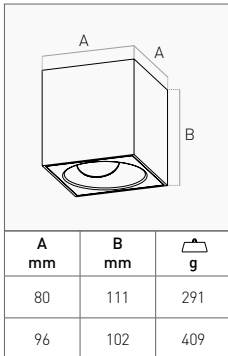


ESQBB80-GU10



APPLIQUE ESSENZA SQUARE

QUBE

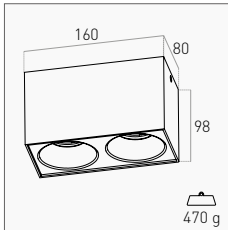


	A	OUT	IN		
1 Slot GU10	80 mm	White <input type="checkbox"/>	Gold <input checked="" type="checkbox"/>	ESQBG80-GU10	26,50 €
			White <input type="checkbox"/>	ESQBB80-GU10	
	96 mm	Black <input checked="" type="checkbox"/>	Gold <input checked="" type="checkbox"/>	ESQNG80-GU10	
			White <input type="checkbox"/>	ESQNB80-GU10	
1 Slot GU10	96 mm	White <input type="checkbox"/>	Gold <input checked="" type="checkbox"/>	ESQBG96-GU10	31,00 €
			White <input type="checkbox"/>	ESQBB96-GU10	
	96 mm	Black <input checked="" type="checkbox"/>	Gold <input checked="" type="checkbox"/>	ESQNG96-GU10	
			White <input type="checkbox"/>	ESQNB96-GU10	

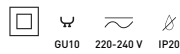


ALUMINUM 5 YEARS

QUBE DOPPIO

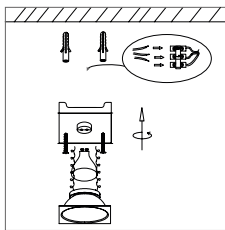


		OUT	IN		
2 Slot GU10		White <input type="checkbox"/>	Gold <input checked="" type="checkbox"/>	ESQBG160-2GU10	48,00 €
			White <input type="checkbox"/>	ESQBB160-2GU10	
		Black <input checked="" type="checkbox"/>	Gold <input checked="" type="checkbox"/>	ESQNG160-2GU10	
			White <input type="checkbox"/>	ESQNB160-2GU10	



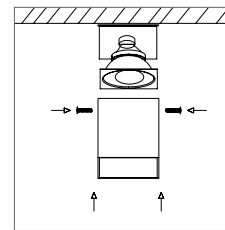
ALUMINUM 5 YEARS

INSTALLATION



Effettuare i collegamenti elettrici, montare la base a muro, inserire la lampada GU10 nell'attacco e il diffusore a molla sulla lampadina.

Set up the electrical connections, mount the base on the wall, insert the GU10 lamp in the socket and the spring diffuser on the bulb.



Finire il montaggio con il corpo lampada e fissarlo con le apposite viti.

Complete the installation with the lamp body and fix it with the screws.

INDOOR

Applique a soffitto in alluminio per lampade spot GU10. Diverse combinazioni di colore per adattarsi a tutti gli stili e tendenze.

Aluminum ceiling lamp for GU10 spot lamps. Different color combinations to suit all styles and trends.

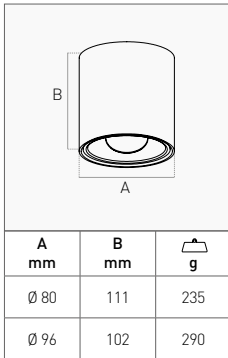
REQUIRED PAG. 302



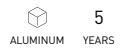
LAMPADE SPOT GU10 NON INCLUDE
GU10 SPOT LAMPS NOT INCLUDED



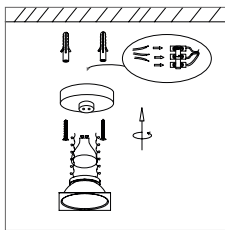
APPLIQUE
ESSENZA RONDÒ



	A	OUT	IN		
1 Slot GU10	Ø 80 mm	White □	Gold ■	ESRBG80-GU10	26,50 €
			White □	ESRBB80-GU10	
		Black ■	Gold ■	ESRNG80-GU10	
			White □	ESRNB80-GU10	
Ø 96 mm	White □	Gold ■	ESRBG96-GU10	31,00 €	
		White □	ESRBB96-GU10		
	Black ■	Gold ■	ESRNG96-GU10		
		White □	ESRNB96-GU10		

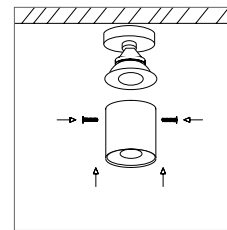


INSTALLATION



Effettuare i collegamenti elettrici, montare la base a muro, inserire la lampada GU10 nell'attacco e il diffusore a molla sulla lampadina.

Set up the electrical connections, mount the base on the wall, insert the GU10 lamp in the socket and the spring diffuser on the bulb.



Finire il montaggio con il corpo lampada e fissarlo con le apposite viti.

Complete the installation with the lamp body and fix it with the screws.

INDOOR

Applique a soffitto in alluminio per lampade spot GU10. Diverse combinazioni di colore per adattarsi a tutti gli stili e tendenze.

Aluminum ceiling lamp for GU10 spot lamps. Different color combinations to suit all styles and trends.

REQUIRED PAG. 302



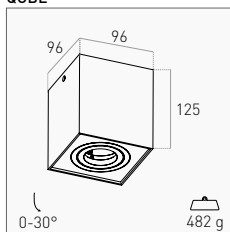
LAMPADE SPOT GU10 NON INCLUDE
 GU10 SPOT LAMPS NOT INCLUDED



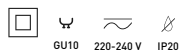
APPLIQUE

ESSENZA ORIENTABILE

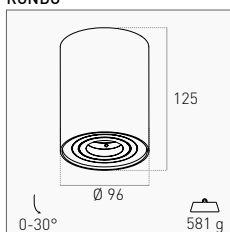
QUBE



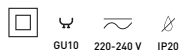
1 Slot GU10	White <input type="checkbox"/>	ESQBOR96-GU10	32,50 €
	Black <input checked="" type="checkbox"/>	ESQNOR96-GU10	



RONDÒ



1 Slot GU10	White <input type="checkbox"/>	ESRBOR96-GU10	32,50 €
	Black <input checked="" type="checkbox"/>	ESRNOR96-GU10	



Applique a soffitto orientabile per lampade spot GU10. Massima flessibilità ed efficacia per adattarsi a tutti gli stili e tendenze.

Adjustable ceiling wall light for GU10 spot lamps. Maximum flexibility and effectiveness to adapt to all styles and trends.

TECHNICAL NOTES



INCLINABILE SU ASSE 30°
INCLINABLE ON AXIS 30°

REQUIRED PAG. 302



LAMPADE SPOT GU10 NON INCLUDE
GU10 SPOT LAMPS NOT INCLUDED

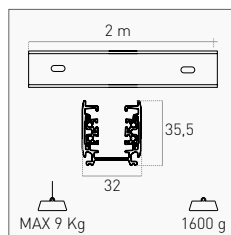



TRACK LIGHT

ACCESSORIES - TRACK LIGHT

BINARY

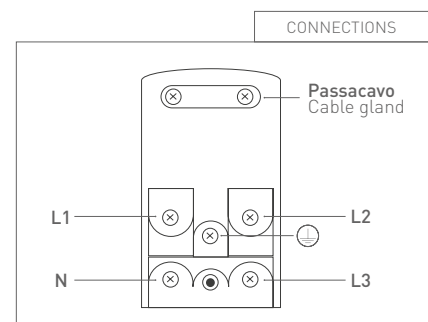
THREE-PHASE



White <input type="checkbox"/>	BNRBI-2000	54,00 €
Black <input checked="" type="checkbox"/>	BNRNE-2000	

Binario per l'installazione di faretti o sospensioni LED. Il sistema trifase permette fino a tre accensioni indipendenti. Può essere installato sia a parete che a soffitto e, in alternativa, anche a sospensione tramite KIT opzionale. Il sistema binario è completamente personalizzabile grazie agli accessori.

Track suitable for LED spotlights or suspensions installation. The three-phase system allows up to three independent ignitions. To be installed both on the wall and on the ceiling or suspended by an optional KIT. The track system is completely customizable thanks to the accessories.

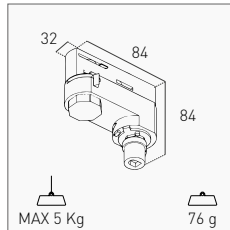


INDOOR

ACCESSORIES - TRACK LIGHT

CONNECTORS

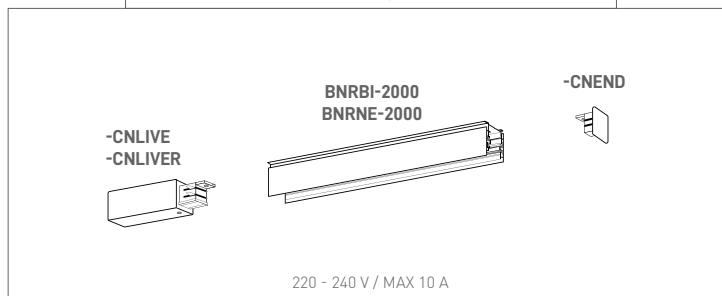
ADATTATORE PER SOSPENSIONE / SUSPENSION ADAPTER



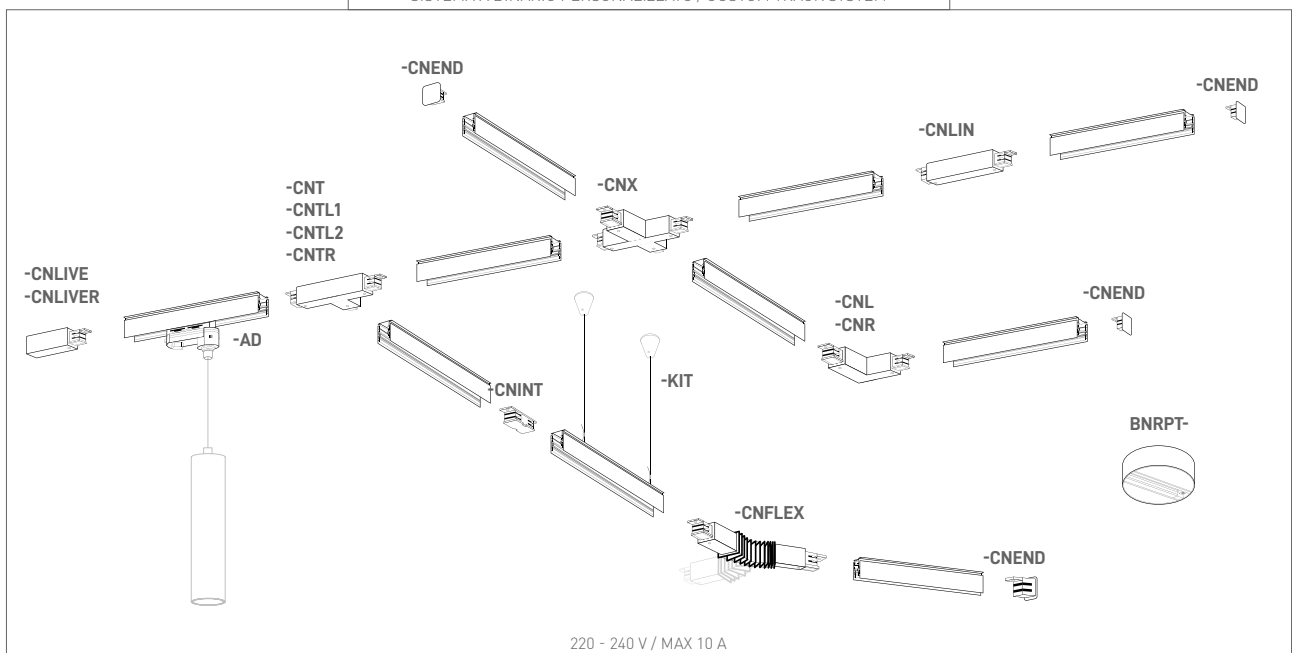
White <input type="checkbox"/>	ACBNRBI-AD	11,00 €
Black <input checked="" type="checkbox"/>	ACBNRNE-AD	

THREE-PHASE
 220-240 V
 10 A MAX
 IP20

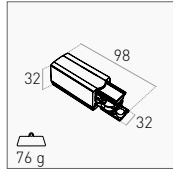
SISTEMA A BINARIO LINEARE / LINEAR TRACK SYSTEM



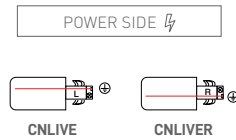
SISTEMA A BINARIO PERSONALIZZATO / CUSTOM TRACK SYSTEM



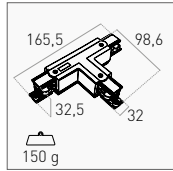
ALIMENTAZIONE SUPPLY



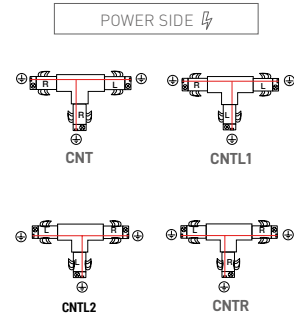
POWER				
Sinistro / Left	White □	ACBNRBI-CNLIVE	6,50 €	
	Black ■	ACBNRNE-CNLIVE		
Destro / Right	White □	ACBNRBI-CNLIVER	6,50 €	
	Black ■	ACBNRNE-CNLIVER		



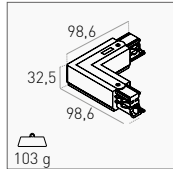
GIUNTO A T-T-JOINT



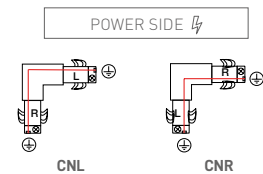
POWER				
Destro - Sinistro / Left - Right	White □	ACBNRBI-CNT	19,00 €	
	Black ■	ACBNRNE-CNT		
Sinistro - Destro / Right - Left	White □	ACBNRBI-CNTL1	20,50 €	
	Black ■	ACBNRNE-CNTL1		
Sinistro - Sinistro / Left - Left	White □	ACBNRBI-CNTL2	20,50 €	
	Black ■	ACBNRNE-CNTL2		
Destro - Destro / Right - Right	White □	ACBNRBI-CNTR	20,50 €	
	Black ■	ACBNRNE-CNTR		



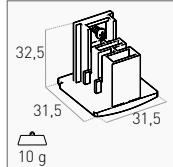
GIUNTO A L-JOINT



POWER				
Sinistro / Left	White □	ACBNRBI-CNL	14,00 €	
	Black ■	ACBNRNE-CNL		
Destro / Right	White □	ACBNRBI-CNR	14,00 €	
	Black ■	ACBNRNE-CNR		

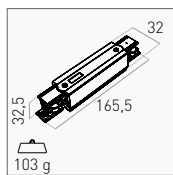


TERMINALE END CAP



White □	ACBNRBI-CNEND	1,00 €
Black ■	ACBNRNE-CNEND	

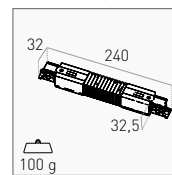
GIUNTO LINEARE LINEAR JOINT



White □	ACBNRBI-CNLIN	14,00 €
Black ■	ACBNRNE-CNLIN	



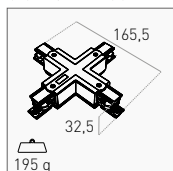
GIUNTO FLESSIBILE FLEXIBLE JOINT



White □	ACBNRBI-CNFLEX	19,00 €
Black ■	ACBNRNE-CNFLEX	



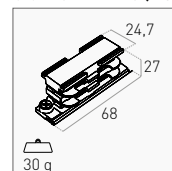
GIUNTO A X X-JOINT



White □	ACBNRBI-CNX	20,50 €
Black ■	ACBNRNE-CNX	

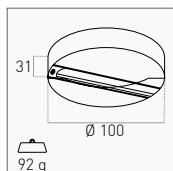


GIUNTO INTERNO (A SCOMPASA) INTERNAL HIDDEN JOINT



White □	ACBNRBI-CNINT	6,50 €
Black ■	ACBNRNE-CNINT	

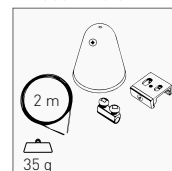
PLAFONIERA BINARIO BINARY CEILING



White □	BNRPT-BI	20,50 €
Black ■	BNRPT-NE	



KIT SOSPENSIONE 2 m SUSPENSION KIT 2 mt



White □	ACBNRBI-KIT	6,00 €
Black ■	ACBNRNE-KIT	

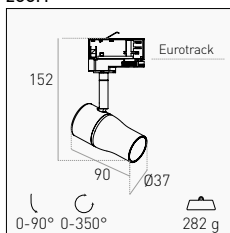
INDOOR



TRACK LIGHT REGIA MINI

UGR < 16 - CRI 90 - LENTI INTERCAMBIABILI

ZOOM



		OUTPUT				
12 W	770 lm	White	<input type="checkbox"/>	3000K	RGMZBI-123730	65,00 €
	830 lm	White	<input type="checkbox"/>	4000K	RGMZBI-123740	
	770 lm	Black	<input checked="" type="checkbox"/>	3000K	RGMZNE-123730	
	830 lm	Black	<input checked="" type="checkbox"/>	4000K	RGMZNE-123740	

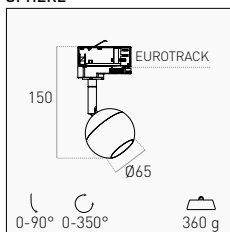


OPTIONAL

LENTE LENS

∠ 15°	RGMZ-LENS15	2,00 €
-------	--------------------	--------

SPHERE



		OUTPUT				
10 W	760 lm	White	<input type="checkbox"/>	3000K	RGMSBI-106530	65,00 €
	850 lm	White	<input type="checkbox"/>	4000K	RGMSBI-106540	
	760 lm	Black	<input checked="" type="checkbox"/>	3000K	RGMSNE-106530	
	850 lm	Black	<input checked="" type="checkbox"/>	4000K	RGMSNE-106540	

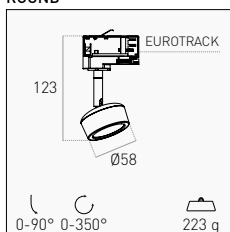


OPTIONAL

LENTE LENS

∠ 15°	RGMS-LENS15	2,00 €
∠ 24°	RGMS-LENS24	

ROUND



		OUTPUT				
7 W	440 lm	White	<input type="checkbox"/>	3000K	RGMTBI-075830	54,00 €
	460 lm	White	<input type="checkbox"/>	4000K	RGMTBI-075840	
	440 lm	Black	<input checked="" type="checkbox"/>	3000K	RGMTNE-075830	
	460 lm	Black	<input checked="" type="checkbox"/>	4000K	RGMTNE-075840	



OPTIONAL

LENTE LENS

∠ 15°	RGMT-LENS15	5,00 €
-------	--------------------	--------

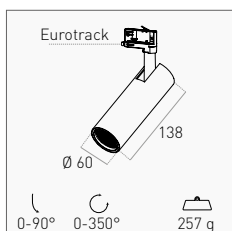
Apparecchi LED professionali per binario Eurotrack. La compattezza nel design dona allo spazio grande eleganza. Possibilità di personalizzare l'angolo luce con lenti opzionali.

Professional LED luminaires for Eurotrack. The compactness in the design gives the space great elegance. Possibility to customize the light angle with optional lenses.

TECHNICAL NOTES

RUOTABILE SU ASSE 350° - INCLINABILE 90°
ROTATABLE ON AXIS 350° - TILTABLE 90°

TRACK LIGHT
REGIA SHOP GU10



1 Slot GU10 - 50 W MAX	White <input type="checkbox"/>	RGTBI-GU10	33,50 €
	Black <input checked="" type="checkbox"/>	RGTNE-GU10	

EUROTRACK
 100-240 V
 GU10
 IP20
 IK02
 EASY TO INSTALL
 ALUMINUM
 3 YEARS

TECHNICAL NOTES



RUOTABILE SU ASSE 350° - INCLINABILE 90°
 ROTATABLE ON AXIS 350° - TILTABLE 90°

REQUIRED PAG. 302

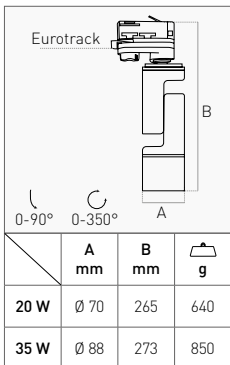


Track light GU10 per binario Eurotrack. E' possibile installare all'interno dell'apparecchio la lampada spot GU10 desiderata.

Eurotrack GU10 spotlight holder. Suitable for any GU10 lamp.

TRACK LIGHT
REGIA SHOP 180

UGR < 19 - CRI 90



SOURCE		OUTPUT				
20 W	1.800 lm	1.600 lm	White □	3000 K	RGT180BI-207030	55,00 €
				4000 K	RGT180BI-207040	
			Black ■	3000 K	RGT180NE-207030	
				4000 K	RGT180NE-207040	
35 W	3.100 lm	2.800 lm	White □	3000 K	RGT180BI-359030	79,00 €
				4000 K	RGT180BI-359040	
			Black ■	3000 K	RGT180NE-359030	
				4000 K	RGT180NE-359040	



INDOOR

Apparecchio LED per binario Eurotrack ad alte prestazioni. Il corpo snodabile permette di direzionare la luce in maniera ottimale.

Eurotrack High performance LED luminaire. Jointed body for a focused and directional light.

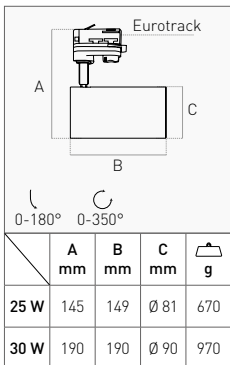
TECHNICAL NOTES



RUOTABILE SU ASSE 350° - INCLINABILE 90°
 ROTATABLE ON AXIS 350° - TILTABLE 90°

TRACK LIGHT
REGIA SHOP 95

CRI 95 - DIMMABLE



		SOURCE		OUTPUT					
25 W	2.540 lm	2.376 lm	No Dimm.	White □	3000 K	RGTBI-258030	93,50 €		
					4000 K	RGTBI-258040			
				Black ■	3000 K	RGTNE-258030			
					4000 K	RGTNE-258040			
30 W	2.725 lm	2.550 lm	Dimm.	White □	3000 K	RGTBID-309030	127,00 €		
					4000 K	RGTBID-309040			
				Black ■	3000 K	RGTNED-309030			
					4000 K	RGTNED-309040			



TECHNICAL NOTES

***30 W - DIMMERABILE CON SISTEMI A TAGLIO DI FASE**
30 W - DIMMABLE WITH TRAILING-EDGE SYSTEMS



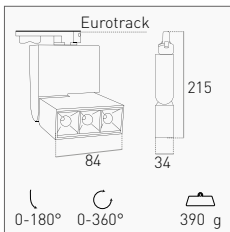
RUOTABILE SU ASSE 350° - INCLINABILE 180°
ROTATABLE ON AXIS 350° - TILTABLE 180°

Apparecchio LED per binario Eurotrack, con indice di resa cromatica CRI 95 per garantire la massima brillantezza dei colori.

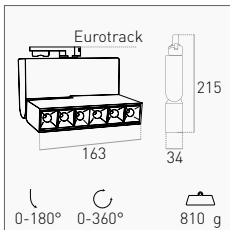
LED luminaire for Eurotrack, with CRI 95 color rendering index to ensure maximum color brilliance.

TRACK LIGHT
REGIA SHOP LINEARE

UGR < 19 - CRI 95



OUTPUT	IN	OUT				
9 W	500 lm	Black ■	White □	3000 K	RGLBI-098330	65,00 €
				4000 K	RGLBI-098340	
			Black ■	3000 K	RGLNE-098330	
				4000 K	RGLNE-098340	



OUTPUT	IN	OUT				
18 W	1.200 lm	Black ■	White □	3000 K	RGLBI-1816330	98,50 €
				4000 K	RGLBI-1816340	
			Black ■	3000 K	RGLNE-1816330	
				4000 K	RGLNE-1816340	



Apparecchio LED per binario Eurotrack ad alte prestazioni. Il corpo snodabile permette di direzionare la luce in maniera ottimale.

Eurotrack High performance LED luminaire. Jointed body for a focused and directional light.

TECHNICAL NOTES



RUOTABILE SU ASSE 360° - INCLINABILE 180°
 ROTATABLE ON AXIS 360° - TILTABLE 180°

INDOOR



BY
B
D
E
F
Z
W
C

CHAPTER 10

EMERGENZA

EMERGENCY

SICURA LED

PRATIKA

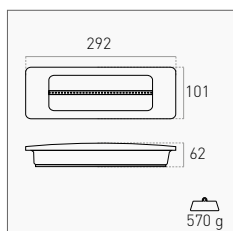
LUMENTOP

CORTÈS

KIT EMERGENZA

EMERGENZA
SICURA LED

EMERGENCY



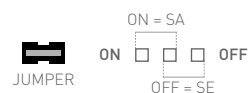
BATTERY		4 W	210 lm	Ni-Cd 3,6 V /DC 1.000 mAh	4000 K	SCL-020340	41,00 €						
		220-240 V		IP20		120°	3 h	~15-24 h	EMERGENCY	RECHARGE	2		
EMERGENCY MODE CLEAR DIFFUSER PC													

INCLUDED



BOX DA INCASSO RECESSED BOX

TECHNICAL NOTES



MODALITÀ EMERGENZA SELEZIONABILE TRAMITE JUMPER
EMERGENCY MODE SELECTABLE BY JUMPER

EMERGENZA TIPO SA (PERMANENTE)

LA PLAFONIERA RIMANE ACCESA E CONTINUA AD ILLUMINARE ANCHE IN CASO DI MANCANZA RETE
EMERGENCY TYPE MAINTAINED (PERMANENT)
CEILING LIGHT STAYS ON AND CONTINUES TO LIGHT UP EVEN IN THE EVENT OF A POWER FAILURE.

EMERGENZA TIPO SE (NON PERMANENTE)

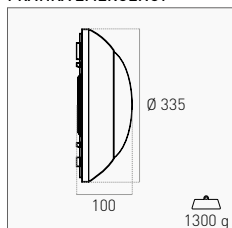
LA PLAFONIERA SI ACCENDE SOLO IN CASO DI MANCANZA RETE.
EMERGENCY TYPE NON-MANTAINED (NOT PERMANENT)
CEILING LIGHT TURNS ON ONLY IN THE EVENT OF A POWER FAILURE.

Plafoniera LED con sistema di emergenza selezionabile, si accende in mancanza di energia elettrica rimanendo attiva per 3 ore. Installabile a superficie o a incasso con apposito box incluso.

LED ceiling light with selectable emergency system, it turns on in the event of a power failure and remains active for 3 hours. Surface or recessed installation with special box included.

EMERGENCY

PRATIKA EMERGENCY



SOURCE	OUTPUT	BATTERY			
18 W	1.450 lm	1.200 lm	Ni-Cd AA 7,2 V 1.800 mAh	4000K	PRKE-183240 117,50 €

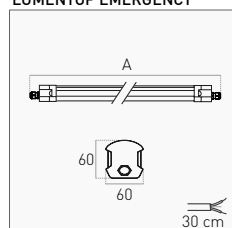
TECHNICAL NOTES

IN MODALITÀ EMERGENZA LA PLAFONIERA EROGA 150 LM.
IN EMERGENCY MODE THE CEILING LIGHT SUPPLIES 150 LM.

EMERGENZA TIPO SA (PERMANENTE)
LA PLAFONIERA RIMANE ACCESA E CONTINUA AD ILLUMINARE ANCHE IN CASO DI MANCANZA RETE.
ALWAYS ON EMERGENCY TYPE (PERMANENT)
CEILING LIGHT STAYS ON AND CONTINUES TO LIGHT UP EVEN IN THE EVENT OF A POWER FAILURE.

INFO PAG. 82

LUMENTOP EMERGENCY



	A mm	g
36 W	1230	1100
56 W	1530	1250

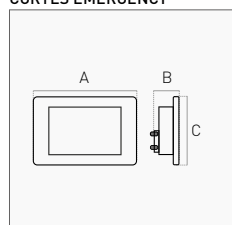
OUTPUT	EMERGENCY	BATTERY			
36 W 4.680 lm	3 W 300 lm	LiFeP04 6,4 V 1.500 mAh	3000K - 4000K - 6000K	LOPE-361200 NEW	139,00 €
56 W 7.280 lm	5 W 700 lm	LiFeP04 6,4 V 3.000 mAh	3000K - 4000K - 6000K	LOPE-561500 NEW	156,00 €

TECHNICAL NOTES

EMERGENZA TIPO SA (PERMANENTE)
LA PLAFONIERA RIMANE ACCESA E CONTINUA AD ILLUMINARE ANCHE IN CASO DI MANCANZA RETE.
ALWAYS ON EMERGENCY TYPE (PERMANENT)
CEILING LIGHT STAYS ON AND CONTINUES TO LIGHT UP EVEN IN THE EVENT OF A POWER FAILURE.

INFO PAG. 132

CORTÈS EMERGENCY



	A mm	B mm	C mm	g
CRT3E	107	45	68	126
CRT6E	181	49	80	180

SOURCE	OUTPUT	BATTERY	COVER		
1 W	-	70 lm	Ni-Cd 3,7 V 1.200 mAh	White <input type="checkbox"/> + Silver <input type="checkbox"/>	4000K CRT3E-010340 57,50 €
5 W	650 lm	270 lm	Li-Ion 3,7 V 1.200 mAh	White <input type="checkbox"/> + Silver <input type="checkbox"/>	4000K CRT6E-050340 79,00 €

TECHNICAL NOTES

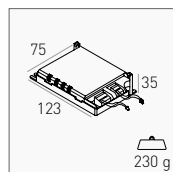
CORTESIA TIPO SA (PERMANENTE)
L'APPARECCHIO RIMANE ACCESO E CONTINUA AD ILLUMINARE ANCHE IN CASO DI MANCANZA RETE.
ALWAYS ON COURTESY TYPE (PERMANENT)
THE LUMINAIRE STAYS ON AND CONTINUES TO LIGHT UP EVEN IN THE EVENT OF A POWER FAILURE.

EMERGENZA TIPO SE (NON PERMANENTE)
L'APPARECCHIO SI ACCENDE SOLO IN CASO DI MANCANZA RETE ED EROGA 40 LM.
ALWAYS ON EMERGENCY TYPE (PERMANENT)
THE LUMINAIRE TURNS ON ONLY IN THE EVENT OF A POWER FAILURE AND SUPPLIES 40 LM.

INFO PAG. 222

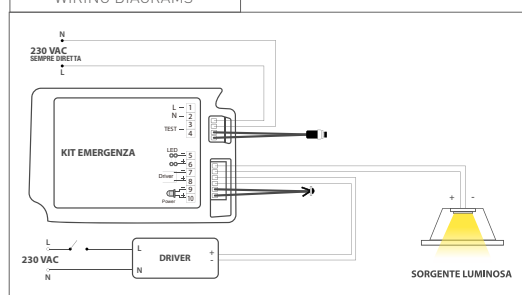
EMERGENCY

KIT 2 H



EMERGENCY	INPUT	OUTPUT	BATTERY		
MAX 3 W	220-240 V/AC	10-90 V/DC 50 mAh	Ni-CD 7.2 V/DC 1.000 mAh	KIT-EMG2	50,50 €
2 h EMERGENCY	24 h RECHARGE	✗ IP20			

WIRING DIAGRAMS



COMPATIBLE WITH

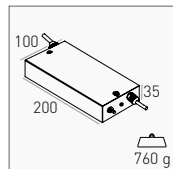
FUTURA ADVANCE FTA 8 W - 32 W
 FUTURA PRO FTP 10 W | 15 W | 20 W | 28 W | 35 W
 ZENO ZNS 10 W | 16 W | 32 W - ZNR 10 W | 16 W | 32 W
 P-QUADRO / P-TONDO PT/PQ 12 W - 24 W | PQP/PTP 18 W - 24 W (ELECTRONIC ONLY)
 P-LINE 40
 P-QUADRO 42U
 P-QUADRO ADVANCE PQA 24 W | 42 W | 80 W | KIT-PQA 40 W | PQAN 40 W | PQAM

TECHNICAL NOTES

INDICATORE LED E TEST SWITCH INCLUSI
 UTILIZZABILE SU QUALSIASI APPARECCHIO CON DRIVER SEPARATO
 LED INDICATOR AND TEST SWITCH INCLUDED
 CAN BE USED ON ANY DEVICE WITH SEPARATE DRIVER

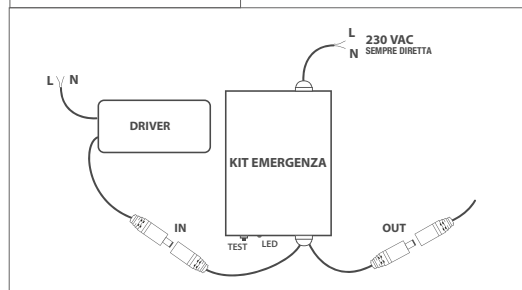
INFO PAG. 45

KIT 3 H



EMERGENCY	INPUT	OUTPUT	BATTERY		
3-5 W	110-265 V/AC	12-60 V/DC 100 mAh	Ni-CD 6 V/DC 3.000 mAh	KIT-EMG	77,00 €
3 h EMERGENCY	24 h RECHARGE	✗ IP20			

WIRING DIAGRAMS



COMPATIBLE WITH

FUTURA ADVANCE FTA 8 W - 32 W
 FUTURA SHOP 95 FTS 30 W | 60 W
 P-LINE 40
 P-QUADRO 42U
 P-QUADRO ADVANCE PQA 24 W | 42 W | 80 W | KIT-PQA 40 W | PQAN 40 W | PQAM

TECHNICAL NOTES

INDICATORE LED E TEST SWITCH INCLUSI
 UTILIZZABILE SU QUALSIASI APPARECCHIO CON DRIVER SEPARATO
 LED INDICATOR AND TEST SWITCH INCLUDED
 CAN BE USED ON ANY DEVICE WITH SEPARATE DRIVER

INFO PAG. 45



WORK

NEW

PROIETTORE PORTATILE REWORK

IP65



PROIETTORE CON MANICO FLOODLIGHT WITH HANDLE

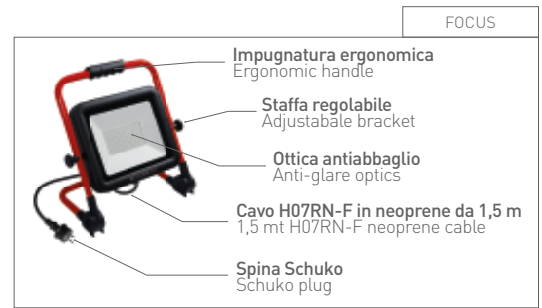
	A mm	B mm	C mm	g
30 W	250	250	180	1300
50 W	292	280	180	1556
70 W	340	370	190	2108
100 W	400	430	250	2960
150 W	400	430	250	3080
200 W	445	475	250	4168

Power (W)	Lumen (lm)	Color Temp (K)	Model	Price (€)
30 W	2.530 lm	4000 K	RW-308540	44,00 €
50 W	4.425 lm	4000 K	RW-508540	55,00 €
70 W	5.990 lm	4000 K	RW-708540	69,00 €
100 W	8.350 lm	4000 K	RW-1008540	89,00 €
150 W	12.800 lm	4000 K	RW-1508540 NEW	108,00 €
200 W	17.000 lm	4000 K	RW-2008540 NEW	145,00 €



Proiettore portatile alimentato da rete elettrica. Base in metallo e corpo in alluminio pressofuso con vernice epossidica.


Mains powered portable floodlight. Metal base and die-cast aluminum body with epoxy paint.



2 PROIETTORI CON TREPPIEDI
2 FLOODLIGHTS WITH TRIPOD

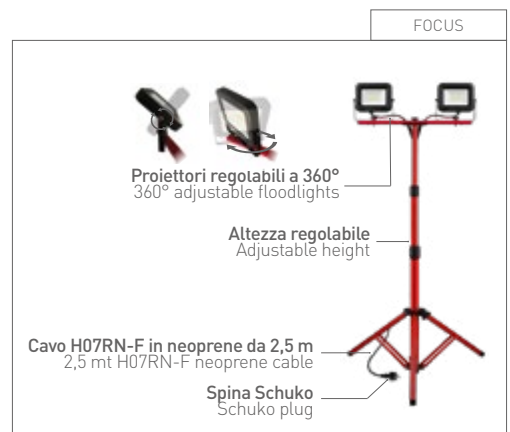
	A mm	B1-B2 mm	g	C mm	D mm	E mm	g
2x30W	527	770-1600	3560	176	159	33	580
2x50W	568	810-1640	4240	218	203	35	920

SOURCE		OUTPUT		Model	Price (€)
2 x 30 W	2 x 3.050 lm	2 x 2.530 lm	4000 K	RWT2-608540	89,00 €
2 x 50 W	2 x 5.200 lm	2 x 4.425 lm	4000 K	RWT2-1008540	113,00 €



Treppiedi in metallo con 2 proiettori in alluminio. Altezza regolabile. Proiettori ruotabili 360°.

Metal tripod with 2 aluminum floodlights. Adjustable height. 360° rotatable floodlights.

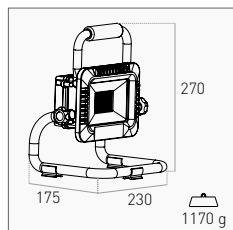




PROIETTORE PORTATILE - RICARICABILE

JOLLY

IP54 - RECHARGEABLE

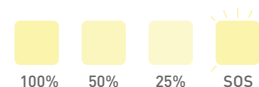


RECHARGEABLE BATTERY

30 W	2.550 lm	Li-Ion 3,7 V/DC 8.800 mAh	4000 K	JL-308540	89,00 €
50 W	4.250 lm	Li-Ion 11,1 V/DC 4.400 mAh	4000 K	JL-508540	141,50 €

IP54
 120°
 ~12 h WORKING TIME
 ~6 h RECHARGE
 POWERBANK
 RECHARGEABLE
 4 MODES
 DIE-CAST ALUMINUM

OPERATING MODE



INCLUDED

FOCUS

- Impugnatura ergonomica
Ergonomic handle
- Coperchio protettivo
Protective cap
- Tasto di accensione multifunzione
Multifunction power button
- Indicatore stato batteria
Battery charge indicator
- Manopole di regolazione
Adjustment knobs
- Uscita USB powerbank
USB power bank output
- Porta di ricarica
Charging port

30 W
ADATTATORE DA PARETE E CAVO MICRO USB
WALL ADAPTER AND MICRO USB CABLE

50 W
ALIMENTATORE DOMESTICO 230 V/AC
230 V / AC DOMESTIC POWER SUPPLY

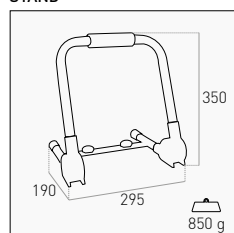
Proiettore LED ricaricabile ad alta potenza. 4 modalità di funzionamento. Autonomia fino a 12h. Controllo livello batteria tramite LED sul retro.

High power rechargeable LED floodlight. 4 operating modes. Working time up to 12h. LED battery level control on the back.

FLOODLIGHTS SUPPORTS

SUPPORTI PER PROIETTORI

STAND



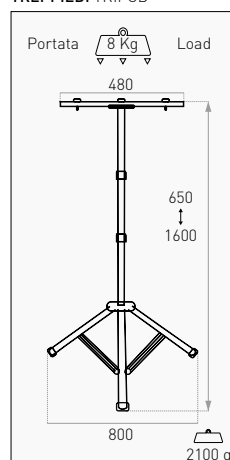
STAND50 26,50 €

METAL

Supporto da terra orientabile. Struttura in metallo con impugnatura ergonomica. Installazione facile e veloce.

Adjustable ground support. Metal structure with ergonomic handle. Quick and easy installation.

TREPPIEDI TRIPOD



TRIPOD160 36,00 €

ADJUSTABLE METAL

Treppiedi in metallo ad elevata stabilità. Predisposto per 2 faretti.

High stability metal tripod. Prepared for 2 spotlights.

WORK



SORGENTI

Sorgenti LED pensate per la sostituzione del modulo luce all'interno di apparecchi.
LED sources designed for replacing the light module inside luminaires.

NEW

SORGENTI A FILAMENTO LED BIANCO

INCANTO WHITE

INVISIBLE FILAMENT



Ø 45 x 80 mm - 13 g

SFERA E14

E14	4,5 W = 40 W	470 lm	2700 K	INH1GW-451427 NEW	4,00 €
			4000 K	INH1GW-451440 NEW	



Ø 45 x 80 mm - 19 g

SFERA E27

E27	4,5 W = 40 W	470 lm	2700 K	INH1GW-452727 NEW	4,00 €
			4000 K	INH1GW-452740 NEW	



Ø 35 x 98 mm - 14 g

CANDELA

E14	4,5 W = 40 W	470 lm	2700 K	INM1W-451427 NEW	4,00 €
			4000 K	INM1W-451440 NEW	



Ø 60 x 108 mm - 33 g

GOCCIA

E27	7,5 W = 60 W	806 lm	2700 K	ING3W-752727 NEW	5,00 €
			4000 K	ING3W-752740 NEW	
	9 W = 75 W	1.055 lm	2700 K	ING3W-092727 NEW	6,00 €
			4000 K	ING3W-092740 NEW	



Ø 64 x 140 mm - 43 g

EDISON

E27	7,5 W = 60 W	806 lm	2700 K	INPW-752727 NEW	6,00 €
			4000 K	INPW-752740 NEW	



9 W - Ø 95 x 140 mm - 50 g
13 W - Ø 125 x 172 mm - 102 g

GLOBO

E27	9 W = 75 W	1.055 lm	2700 K	ING95W-092727 NEW	7,50 €
			4000 K	ING95W-092740 NEW	
	13 W = 100 W	1.521 lm	2700 K	ING125W-142727 NEW	11,00 €
			4000 K	ING125W-142740 NEW	



L'innovativo filamento bianco si distingue dal tradizionale filamento giallo poiché si integra armoniosamente nell'arredamento grazie alla sua estetica total white. The innovative white filament differs from traditional yellow filament as it blends harmoniously into the ambiente thanks to its total white look.

NEW

GOCCIA A FILEMTO LED

INCANTO +

E27 - SUPER EFFICIENT 210 lm/W



Ø60 x 105 mm - 35 g

E27	2,2 W = 40 W	470 lm	3000 K	ING3A-022730 NEW	11,00 €
			4000 K	ING3A-022740 NEW	
	3,8 W = 60 W	806 lm	3000 K	ING3A-042730 NEW	13,00 €
			4000 K	ING3A-042740 NEW	
	5 W = 75 W	1.060 lm	3000 K	ING3A-052730 NEW	14,50 €
			4000 K	ING3A-052740 NEW	



210 50.000 H
lm/W

TECHNICAL NOTES

50% DI RISPARMIO ENERGETICO RISPETTO ALLE ALTRE LAMPAD E LED A FILEMTO
50% ENERGY SAVING COMPARED TO OTHER FILAMENT LED LAMPS

GOCCIA A FILEMTO LED

INCANTO

E27



4/8/11 W - Ø 60 x 108 mm - 33 g
16 W - Ø 75 x 140 mm - 55 g

E27	4 W = 40 W	470 lm	2700 K	ING3-042727	3,50 €
			4000 K	ING3-042740	
	7 W = 60 W	806 lm	2700 K	ING3-082727	4,00 €
			4000 K	ING3-082740	
	8 W = 75 W	1.055 lm	2700 K	ING3P-082727	5,00 €
			4000 K	ING3P-082740	
	11 W = 100 W	1.521 lm	2700 K	ING3-122727	6,00 €
			4000 K	ING3-122740	
	16 W = 140 W	2.300 lm	2700 K	ING3-162727	13,00 €
			4000 K	ING3-162740	



TUBOLARE A FILEMTO LED

INCANTO

E14



4 W - Ø 25 x 85 mm - 12 g
7 W - Ø 30 x 102 mm - 17 g

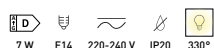
CLEAR

E14	4 W = 40 W	470 lm	2700 K	INTB-041427	3,50 €
			4000 K	INTB-041440	
	7 W = 75 W	1.100 lm	2700 K	INTB-071427	5,50 €
			4000 K	INTB-071440	



SATEN

E14	7 W = 75 W	1.100 lm	3000 K	INSTB-071430	5,50 €
			4000 K	INSTB-071440	
			6500 K	INSTB-071460	



Ø 30 x 102 mm - 17 g

SPECIAL

PIXYFULL

G9



Ø 15 x 48 mm - 11 g

3 W

G9	3 W = 30 W	270 lm	3000 K	PIXYFULL-030930	4,50 €
			4000 K	PIXYFULL-030940	
			6500 K	PIXYFULL-030964	



Ø 16 x 60 mm - 14 g

4 W

G9	4 W = 40 W	450 lm	3000 K	PIXYFULL-040930	5,50 €
			4000 K	PIXYFULL-040940	
			6500 K	PIXYFULL-040964	



Ø 16 x 66 mm - 15 g

4,8 W

G9	4,8 W = 40 W	470 lm	3000 K	PIXYFULL-050930	6,00 €
			4000 K	PIXYFULL-050940	
			6500 K	PIXYFULL-050964	



NEW

SPOT

LEXAR

GU10



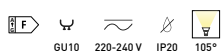
5 W - Ø 50 x 54 mm - 31 g
6,5 W - Ø 50 x 54 mm - 31 g

		OUTPUT 360°		OUTPUT 90°			
GU10	5 W = 40 W	450 lm	380 lm	3000 K	LX38-061030	4,00 €	
				4000 K	LX38-061040		
				6500 K	LX38-061060		
	6,5 W = 50 W	550 lm	500 lm	3000 K	LX38-081030	4,50 €	
				4000 K	LX38-081040		
				6500 K	LX38-081060		



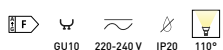
Ø50 x 54 mm - 31 g

		OUTPUT 360°		OUTPUT 90°			
GU10	5 W = 40 W	450 lm	380 lm	3000 K	LX110-061030	4,00 €	
				4000 K	LX110-061040		
				6500 K	LX110-061060		
	6,5 W = 50 W	550 lm	500 lm	3000 K	LX110-081030	4,50 €	
				4000 K	LX110-081040		
				6500 K	LX110-081060		



Ø50 x 55 mm - 25 g

		OUTPUT 360°		OUTPUT 90°			
GU10	9 W = 50 W	1.000 lm	750 lm	3000 K	LX110-091030 NEW	6,00 €	
				4000 K	LX110-091040 NEW		
				6000 K	LX110-091060 NEW		



SPOT

SPOT MULTILED

GU10



Ø50 x 55 mm - 60 g

		OUTPUT 360°		OUTPUT 90°			
GU10	7 W = 50 W	600 lm		3000 K	K2T7LED-071030	3,00 €	
				4000 K	K2T7LED-071040		
				6500 K	K2T7LED-071060		



SPOT

DICRO SHOP 95

GU10 - CRI 95 - DIMMABLE



Ø50 x 55 mm - 25 g

35°		OUTPUT 360°	OUTPUT 90°			
GU10	6 W = 40 W	350 lm	315 lm	3000 K	DSD-063830	8,00 €
				4000 K	DSD-063840	
				6500 K	DSD-063860	



TECHNICAL NOTES

DIMMERABILE CON SISTEMI A TAGLIO DI FASE
DIMMABLE WITH TRAILING-EDGE SYSTEMS

SPOT

DICRO SHOP 90

GU10 - R9>50 - CRI 90 - DIMMABLE



Ø50 x 54 mm - 72 g

12°		OUTPUT 360°	OUTPUT 90°			
GU10	6,5 W = 50 W	550 lm	500 lm	3000 K	DSD-061230	19,00 €
				4000 K	DSD-061240	
				6500 K	DSD-061260	



TECHNICAL NOTES

DIMMERABILE CON SISTEMI A TAGLIO DI FASE
DIMMABLE WITH TRAILING-EDGE SYSTEMS

R9>50 - RENDE I COLORI ROSSI FORTI E BRILLANTI
R9>50 - MAKES RED COLORS STRONG AND BRIGHT

OTTICA STUDIATA PER UN'ELEVATA CONCENTRAZIONE DEL FASCIO LUMINOSO
OPTICS DESIGNED FOR A HIGH CONCENTRATION OF THE LIGHT BEAM



SORGENTI

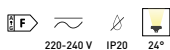
PROFESSIONAL
CITY LAMP

AR111



Ø 111 x 57 mm - 165 g

		OUTPUT 360°	OUTPUT 90°			
Connection with terminal	15 W = 100 W	1.200 lm	1.100 lm	3000 K	CL-152430	19,00 €
				4000 K	CL-152440	



INCLUDED



DRIVER ESTERNO EXTERNAL DRIVER



Ø 111 x 68 mm - 118 g

		OUTPUT 360°	OUTPUT 90°			
GU10	15 W = 100 W	1.200 lm	1.100 lm	3000 K	CLGU10-153830	15,00 €
				4000 K	CLGU10-153840	



PROFESSIONAL
SUPERLED

AR111 - G53



Ø 111 x 65 mm - 130 g

		OUTPUT 360°	OUTPUT 90°			
G53	12 W	1.020 lm	900 lm	3000 K	SLAR111-124030	15,50 €
				4000 K	SLAR111-124040	



TECHNICAL NOTES

ALIMENTAZIONE CON TRASFORMATORI ELETTROMAGNETICI
POWER SUPPLY WITH ELECTROMAGNETIC TRANSFORMERS

PROFESSIONAL
SERIE LIGHT

E27



8 W - Ø 63 x 89 mm - 54 g
10 W - Ø 95 x 105 mm - 96 g
15 W - Ø 121 x 140 mm - 125 g

PAR 38°		OUTPUT 360°	OUTPUT 90°			
E27	8 W	640 lm	640 lm	3000 K	PAR20-082730	6,50 €
				4000 K	PAR20-082740	
	10 W	870 lm	730 lm	3000 K	PAR30-102730	11,00 €
				4000 K	PAR30-102740	
	15 W	1.270 lm	1.100 lm	3000 K	PAR38-152730	13,00 €
				4000 K	PAR38-152740	



TECHNICAL NOTES

SPECIALELENTE PER OMOGENEITÀ DEL FASCIO LUMINOSO
SPECIAL LENS FOR UNIFORMITY LIGHT BEAM

PROFESSIONAL

PAR56

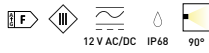
IP68



Ø 176 x 110 mm - 940 g

PAR IP68


30 W = 300 W	3.375 lm	4000 K	PAR56-301640	165,50 €
--------------	----------	--------	---------------------	----------



TECHNICAL NOTES

LAMPADA PER PISCINE IN VETRO TEMPERATO ANTI INVECCHIAMENTO
ANTI-AGING TEMPERED GLASS POOL LAMP

INSTALLATION



INSTALLAZIONE RAPIDA CON MONTAGGIO A VITE
QUICK INSTALLATION WITH SCREW MOUNT



PROFESSIONAL

PL-COVER

E27 - G24d




E27

G24d

35 x 165 x 35 mm - 125 g

E27	10 W = 18 W	800 lm	∠ 120°	4000 K	PLC-102740	21,50 €
G24d 2 pin	10 W = 18 W	930 lm	∠ 180°	4000 K	PLC-102440	



TECHNICAL NOTES

SI RACCOMANDA, PRIMA DELL'INSTALLAZIONE, DI RIMUOVERE
OGNI ALIMENTATORE ELETTRONICO ED ELETTROMAGNETICO PRESENTE NEL CORPO ILLUMINANTE.
BEFORE INSTALLING, IT IS RECOMMENDED TO REMOVE
EACH ELECTRONIC AND ELECTROMAGNETIC BALLAST PRESENT IN THE LIGHTING FIXTURE.

PROFESSIONAL

GXLED

GX53



Ø 74 x 28 mm - 46 g

GX53	5 W = 40 W	470 lm	3000 K	GXLED-055330	13,00 €
			4000 K	GXLED-055340	



SORGENTI

INDICE ALFABETICO

ALPHABETICAL INDEX

COD.	INNER pz	MASTER pz	EAN	PAG.	€
AC2-142430	10	20	9020142430016	109	27,50
AC2-142440	10	20	9090171009620	109	27,50
AC2-142460	10	20	9020142460013	109	27,50
AC2-722430	10	20	9090171000795	109	23,00
AC2-722440	10	20	9090171009613	109	23,00
AC2-722460	10	20	9090171000801	109	23,00
AC20230-1512030	1	4	9090171019322	107	540,00
AC20230-1512040	1	4	9090171019339	107	540,00
AC5230-1512030	10	20	9090171019308	107	137,00
AC5230-1512040	10	20	9090171019315	107	137,00
AC90-2030030	10	20	9090171009354	99	132,00
AC90-2030040	10	20	9090171009538	99	132,00
AC90-2442030	10	20	9090171009408	99	189,50
AC90-2442040	10	20	9090171009415	99	189,50
AC90-3024030	10	20	9090171009439	99	132,00
AC90-3024040	10	20	9090171009446	99	132,00
AC9067-146030	10	20	9090171009460	100	55,00
AC9067-146040	10	20	9090171009477	100	55,00
AC95-0714427	10	20	9090171021516	97	32,50
AC95-0714430	10	20	9090171021523	97	32,50
AC95-0714440	10	20	9090171021530	97	32,50
AC95-0714460	10	20	9090171021547	97	32,50
AC95-1014427	10	20	9090171021554	97	38,50
AC95-1014430	10	20	9090171021561	97	38,50
AC95-1014440	10	20	9090171021578	97	38,50
AC95-1014460	10	20	9090171021585	97	38,50
AC95-1424027	10	20	9090171021592	97	45,50
AC95-1424030	10	20	9090171021608	97	45,50
AC95-1424040	10	20	9090171021615	97	45,50
AC95-1424060	10	20	9090171021622	97	45,50
AC95-2024030	10	20	9090171022988	97	55,00
AC95-2024040	10	20	9090171023978	97	55,00
ACBNRBI-AD	1	50	9090171018165	282	11,00
ACBNRBI-CNEND	10	200	9090171012330	283	1,00
ACBNRBI-CNFLEX	10	40	9090171012293	283	19,00
ACBNRBI-CNINT	1	50	9090171012194	283	6,50
ACBNRBI-CNL	20	80	9090171012231	283	14,00
ACBNRBI-CNINL	1	50	9090171012217	283	14,00
ACBNRBI-CNLIIVE	1	50	9090171012316	283	6,50
ACBNRBI-CNLIIVER	1	50	9090171018080	283	6,50
ACBNRBI-CNR	1	25	9090171018066	283	14,00
ACBNRBI-CNT	10	40	9090171012255	283	19,00
ACBNRBI-CNTL1	1	25	9090171018141	283	20,50
ACBNRBI-CNTL2	1	25	9090171018127	283	20,50
ACBNRBI-CNTR	1	25	9090171018103	283	20,50
ACBNRBI-CNX	10	40	9090171012279	283	20,50
ACBNRBI-KIT	1	50	9090171012361	283	6,00
ACBNRNE-AD	1	50	9090171018172	282	11,00
ACBNRNE-CNEND	1	200	9090171012347	283	1,00
ACBNRNE-CNFLEX	10	40	9090171012309	283	19,00
ACBNRNE-CNINT	1	50	9090171012200	283	6,50
ACBNRNE-CNL	20	80	9090171012248	283	14,00
ACBNRNE-CNINL	1	50	9090171012224	283	14,00
ACBNRNE-CNLIIVE	1	50	9090171012323	283	6,50
ACBNRNE-CNLIIVER	1	50	9090171018097	283	6,50
ACBNRNE-CNR	1	25	9090171018073	283	14,00
ACBNRNE-CNT	10	40	9090171012262	283	19,00
ACBNRNE-CNTL1	1	25	9090171018158	283	20,50
ACBNRNE-CNTL2	1	25	9090171018134	283	20,50
ACBNRNE-CNTR	1	25	9090171018110	283	20,50
ACBNRNE-CNX	10	40	9090171012286	283	20,50
ACBNRNE-KIT	1	50	9090171012354	283	6,00
ACCN10	1	100	9090171011869	110	1,50
ACCN10ANG	1	100	9090171011890	110	3,00
ACCN10T	1	100	9090171011906	110	4,50
ACCN10WIRE	1	100	9090171011876	110	4,00
ACCN10WIRE2	1	100	9090171011883	110	2,00
ACCN10X	1	100	9090171011913	110	5,00
ACCN8	1	100	9090171011807	110	1,00
ACCN8ANG	1	100	9090171011838	110	3,00
ACCN8T	1	100	9090171011845	110	4,00
ACCN8WIRE	1	100	9090171011814	110	1,50
ACCN8WIRE2	1	100	9090171011821	110	2,00
ACCN8X	1	100	9090171011852	110	5,00
ACOB-1451222	10	20	9090171021776	103	45,00
ACOB-1451227	10	20	9090171021783	103	45,00
ACOB-1451230	10	20	9090171021790	103	45,00
ACOB-1451240	10	20	9090171021806	103	45,00
ACOBBL-1048000	10	20	9090171021844	103	50,00
ACOBRO-1048000	10	20	9090171021813	103	50,00
ACOBVE-1048000	10	20	9090171021820	103	50,00
ACRGBW-196010	10	20	9090171011364	105	93,50
ACRGBW-956030	10	20	9090171017786	101	91,00
ACRGBW-956040	10	20	9090171017793	101	91,00
ACSB-151240	6	24	9090171004571	201	25,00
ACSB-321240	1	12	9090171005196	201	50,50
ACSB-681240	1	8	9090171005202	201	86,50
ACSS-151240	6	24	9090171004588	201	25,00
ACSS-321240	1	12	9090171007350	201	50,50
ALD-051630	1	12	9020605163000	235	72,00
ALD-056030	1	6	9020605603001	235	105,50
AREA-1003840	1	4	9090171020755	181	265,00
AREA-403240	1	4	9090171020731	181	179,00

COD.	INNER pz	MASTER pz	EAN	PAG.	€
AREA-703840	1	4	9090171020748	181	229,00
ARGO-012430	6	48	9090171023749	237	17,00
ARGO-012440	6	48	9090171023756	237	17,00
ARGOC-1BI	6	48	9090171023770	237	6,00
ARGOC-1CO	6	48	9090171023787	237	6,00
ARGOC-1GR	6	48	9090171023800	237	6,00
ARGOC-1NE	6	48	9090171023794	237	6,00
ARGOC-2BI	6	48	9090171023817	237	6,00
ARGOC-2CO	6	48	9090171023848	237	6,00
ARGOC-2GR	6	48	9090171023831	237	6,00
ARGOC-2NE	6	48	9090171023824	237	6,00
ARGOC-4BI	6	48	9090171023855	237	6,50
ARGOC-4CO	6	48	9090171023886	237	6,50
ARGOC-4GR	6	48	9090171023879	237	6,50
ARGOC-4NE	6	48	9090171023862	237	6,50
ATP-CTY	1	25	9090171017458	183	15,50
ATPLVT	1	24	9090171010114	211	19,00
AXO-1GU10B	12	24	9090171010268	217	20,50
AXO-1GU10C	12	24	9090171018325	217	20,50
AXO-1GU10G	12	24	9090171018349	217	20,50
AXO-1GU10N	12	24	9090171018301	217	20,50
AXO-1GU10SB	12	24	9090171018226	217	23,00
AXO-1GU10SC	12	24	9090171018264	217	23,00
AXO-1GU10SG	12	24	9090171018288	217	23,00
AXO-1GU10SN	12	24	9090171018240	217	23,00
AXO-2GU10B	12	24	9090171010275	217	28,50
AXO-2GU10C	12	24	9090171018332	217	28,50
AXO-2GU10G	12	24	9090171018356	217	28,50
AXO-2GU10N	12	24	9090171018318	217	28,50
AXO-2GU10SB	12	24	9090171018233	217	31,00
AXO-2GU10SC	12	24	9090171018271	217	31,00
AXO-2GU10SG	12	24	9090171018295	217	31,00
AXO-2GU10SN	12	24	9090171018257	217	31,00
BCP-122840	1	6	9090171008814	80	28,50
BCP-183340	1	6	9090171008821	80	33,50
BCP-243840	1	6	9090171008838	80	40,50
BCP-323840	1	6	9090171008845	80	45,50
BCC-142530	1	10	9090171008913	81	16,50
BCC-142540	1	10	9090171008920	81	16,50
BCC-203030	1	10	9090171008937	81	21,50
BCC-203040	1	10	9090171008944	81	21,50
BCC-243530	1	10	9090171008951	81	28,50
BCC-243540	1	10	9090171008968	81	28,50
BCC-323930	1	10	9090171008975	81	38,00
BCC-323940	1	10	9090171008982	81	38,00
BLZ-032730	6	12	9090171023428	227	26,00
BLZ-032740	6	12	9090171023435	227	26,00
BLZ-074030	6	12	9090171023442	227	43,00
BLZ-074040	6	12	9090171023459	227	43,00
BLZ-148030	6	12	9090171023466	227	69,00
BLZ-148040	6	12	9090171023473	227	69,00
BLZ-BELTVE	10	50	9090171023534	227	7,00
BLZ-CAP27	10	50	9090171023503	227	5,00
BLZ-CAP40	10	50	9090171023510	227	7,00
BLZ-CAP80	10	50	9090171023527	227	16,00
BLZ-SPK145	10	50	9090171023480	227	3,50
BLZ-SPK260	10	50	9090171023497	227	6,00
BMB-4527AN	1	10	9090171024111	232	32,50
BMB-4527CO	1	10	9090171024128	232	32,50
BMB-8027AN	1	10	9090171024135	232	39,50
BMB-8027CO	1	10	9090171024142	232	39,50
BNRBI-2000	1	10	9090171012170	281	54,00
BNRNE-2000	1	10	9090171012187	281	54,00
BNRPT-BI	1	10	9090171017373	283	20,50
BNRPT-NE	1	10	9090171017366	283	20,50
CFIP-AR111	1	16	9020611101003	75	38,50
CF2P-AR111	1	8	9020611102000	75	62,50
CF3P-AR111	1	8	9020611103007	75	84,00
CL-152430	6	24	9090171004557	304	19,00
CL-152440	6	24	9090171004564	304	19,00
CLGU10-153830	6	24	9090171020427	304	15,00
CLGU10-153840	6	24	9090171020434	304	15,00
CMF-081130	1	20	9090171017175	68	21,50
CMF-081140	1	20	9090171017182	68	21,50
CMF-161830	1	20	9090171017199	68	38,00
CMF-161840	1	20	9090171017205	68	38,00
CMF-242330	1	20	9090171017212	68	55,00
CMF-242340	1	20	9090171017229	68	55,00
CNB	10	500	9090171005721	245	13,00
CND15	10	500	9090171005738	245	6,50
CND25	10	500	9090171005745	245	7,50
CNT	10	500	9090171005752	245	10,50
CRT3-014000	1	24	9090171009798	223	26,50
CRT3E-010340	1	24	9090171009804	223	57,50
CRT6E-054000	1	24	9090171009811	223	55,00
CRT6E-050340	1	24	9090171009828	223	79,00
CTLRG	1	100	9090171019025	111	41,00
CTLSMA-ACRGBW	10	180	9090171012446	111	32,50
CTY-604530	1	1	9090171020687	18	

COD.	INNER pz	MASTER pz	EAN	PAG.	€
DMASI-1009540	1	4	9090171014020	169	108,00
DMASI-2009540	1	3	9090171014037	169	228,00
DOBIG-154530	6	12	9090171015751	228	65,00
DOBIG-154540	6	12	9090171015768	228	65,00
DOBIG-SPK	1	100	9090171015782	228	11,00
DOBIN-154530	6	12	9090171015737	228	65,00
DOBIN-154540	6	12	9090171015744	228	65,00
DOBIN-SPK	1	100	9090171015775	228	11,00
DOMBI-031230	6	24	9090171023305	203	30,00
DOMBI-031240	6	24	9090171023312	203	30,00
DOMBI-061230	6	24	9090171020182	203	50,50
DOMBI-061240	6	24	9090171020199	203	50,50
DOMNE-031230	6	24	9090171023329	203	30,00
DOMNE-031240	6	24	9090171023336	203	30,00
DOMNE-061230	6	24	9090171020205	203	50,50
DOMNE-061240	6	24	9090171020212	203	50,50
DR40	1	100	9090171004946	245	45,50
DR80	1	6	9090171004953	245	67,00
DRIMPQ40	1	1	9300040001236	44	50,50
DRIMPQ42	1	100	9090171003871	44	43,00
DRIMPQ42D	1	48	9090171004236	44	54,00
DSCD-15011040	1	1	9090171007664	147	252,00
DSCD-20011040	1	1	9090171013009	147	324,00
DSCD-GRIK08	1	10	9090171007688	147	23,00
DSCD200-GRIK08	1	10	9090171021059	147	23,00
DSCM-10011040	1	4	9090171017892	149	108,00
DSCM-15011040	1	4	9090171017908	149	165,50
DSCM-20011040	1	4	9090171017915	149	189,50
DSCM-BK	1	20	9090171017922	149	26,50
DSD-061230	10	50	9090171013672	303	19,00
DSD-061240	10	50	9090171013689	303	19,00
DSD-061260	10	50	9090171013696	303	19,00
DSD-063830	10	50	9090171005660	303	8,00
DSD-063840	10	50	9090171005677	303	8,00
DSD-063860	10	50	9090171005684	303	8,00
DVS-059040	1	12	9090171008463	199	53,00
DVS-109040	1	8	9090171007701	199	103,00
ECLISSE150	1	16	9090171007534	259	98,50
ECLISSE250	1	8	9090171007541	259	173,00
ELO-060730	1	20	9090171020878	69	4,95
ELO-060740	1	20	9090171020885	69	4,95
ELO-090930	1	20	9090171020892	69	5,95
ELO-090940	1	20	9090171020908	69	5,95
ELO-121130	1	20	9090171020915	69	6,85
ELO-121140	1	20	9090171020922	69	6,85
ELO-151230	1	20	9090171020939	69	8,95
ELO-151240	1	20	9090171020946	69	8,95
ELO-181530	1	20	9090171020953	69	11,95
ELO-181540	1	20	9090171020960	69	11,95
ELO-241730	1	20	9090171020977	69	14,95
ELO-241740	1	20	9090171020984	69	14,95
ENIB-GU10	6	24	9090171015171	273	20,50
ENIBOR-GU10	6	24	9090171015195	273	25,00
ENIN-GU10	6	24	9090171015188	273	20,50
ENINOR-GU10	6	24	9090171015294	273	25,00
ENRB-GU10	6	24	9090171015201	273	25,00
ENRN-GU10	6	24	9090171015218	273	25,00
ENSB-2GU10	1	12	9090171015232	271	37,00
ENSB-3GU10	1	12	9090171015256	271	55,00
ENSB-GU10	6	24	9090171015225	271	23,00
ENSN-2GU10	1	12	9090171015249	271	37,00
ENSN-3GU10	1	12	9090171015263	271	55,00
ENSN-GU10	6	24	9090171015300	271	23,00
ENSTYB-GU10	6	24	9090171015270	269	45,50
ENSTYN-GU10	6	24	9090171015287	269	45,50
ERGY-1016040	1	12	9090171023343	191	67,00
ERGY-3016040	1	8	9090171023350	191	144,00
ESQBB160-2GU10	1	12	9090171014778	275	48,00
ESQBB80-GU10	1	24	9090171014785	275	26,50
ESQBB96-GU10	1	24	9090171014792	275	31,00
ESQBG160-2GU10	1	12	9090171014808	275	48,00
ESQBG80-GU10	1	24	9090171014815	275	26,50
ESQBG96-GU10	1	24	9090171014822	275	31,00
ESQBOR96-GU10	1	24	9090171014839	279	32,50
ESQNB160-2GU10	1	12	9090171014846	275	48,00
ESQNB80-GU10	1	24	9090171014853	275	26,50
ESQNB96-GU10	1	24	9090171014860	275	31,00
ESQNG160-2GU10	1	12	9090171014877	275	48,00
ESQNG80-GU10	1	24	9090171014884	275	26,50
ESQNG96-GU10	1	24	9090171014891	275	31,00
ESQNOR96-GU10	1	24	9090171014907	279	32,50
ESRBB80-GU10	1	24	9090171014679	277	26,50
ESRBB96-GU10	1	24	9090171014686	277	31,00
ESRBG80-GU10	1	24	9090171014693	277	26,50
ESRBG96-GU10	1	24	9090171014709	277	31,00
ESRBOR96-GU10	1	24	9090171014716	279	32,50
ESRN80-GU10	1	24	9090171014723	277	26,50
ESRN96-GU10	1	24	9090171014730	277	31,00
ESRNG80-GU10	1	24	9090171014747	277	26,50
ESRNG96-GU10	1	24	9090171014754	277	31,00
ESRNOR96-GU10	1	24	9090171014761	279	32,50
EVOS-1209540	1	1	9090171010589	179	396,00
EVOS-1509540	1	1	9090171010596	179	408,00

COD.	INNER pz	MASTER pz	EAN	PAG.	€
EVOS-609540	1	1	9090171010565	179	237,50
EVOS-909540	1	1	9090171010572	179	336,00
EXTR-1501250	1	1	9090171004595	145	348,00
EXTR-KIT	2	25	9090171004601	145	24,00
EXTR-ROTAB	2	25	9090171004618	145	45,50
EXTR-SENS	1	25	9090171004656	145	78,00
EXTR3-LENS3070	1	25	9090171017151	145	53,00
EXTR3-LENS40120	1	25	9090171017168	145	53,00
EXTR3-LENS5090	1	25	9090171017144	145	53,00
EXTRDL-1501250	1	1	9090171016802	145	432,00
FRB-121830	1	20	9090171009231	35	31,00
FRB-121840	1	20	9090171009248	35	31,00
FRB-182330	1	20	9090171008005	35	33,50
FRB-182340	1	20	9090171008012	35	33,50
FRBS-121830	1	20	9090171009255	35	32,50
FRBS-121840	1	20	9090171009286	35	32,50
FRBS-182330	1	20	9090171009279	35	37,00
FRBS-182340	1	20	9090171009262	35	37,00
FRMB-129000	6	18	9090171022810	219	48,00
FRMN-129000	6	18	9090171022827	219	48,00
FSTAB-202700	1	6	9090171019070	231	72,00
FSTABCL-062722	1	5	9090171012705	230	88,50
FSTACL-062722	1	5	9090171008517	230	88,50
FSTADAP-12W	1	30	9090171008531	230	18,00
FSTAN-2202700	1	6	9090171019087	231	72,00
FSTARCL-062722	1	50	9090171008548	230	6,00
FT-066830	1	40	9090171006995	55	11,00
FT-066840	1	40	9090171007008	55	11,00
FTP-109000	10	40	9090171015799	53	30,00
FTP-151200	10	40	9090171015805	53	37,00
FTP-201400	10	40	9090171015812	53	44,50
FTP-281900	1	10	9090171015829	53	61,00
FTP-351900	1	10	9090171015836	53	68,50
FTS-301330	3	30	9090171015997	54	67,00
FTS-301340	3	30	9090171012149	54	67,00
FTS-602330	3	9	9090171016000	54	120,00
FTS-602340	3	9	9090171012156	54	120,00
FVT8-096040	1	25	9023096040140	143	5,50
FVT8-096065	1	25	9023096065143	143	5,50
FVT8-149040	1	25	9090171001709	143	8,00
FVT8-149065	1	25	9090171001716	143	8,00
FVT8-181230	1	25	9090171005400	143	7,00
FVT8-181240	1	25	9023181260141	143	7,00
FVT8-181265	1	25	9023181265144	143	7,00
FVT8-221530	1	25	9090171005417	143	9,50
FVT8-221540	1	25	9023221540149	143	9,50
FVT8-221565	1	25	9023221565142	143	9,50
FVT8M-096040	1	25	9090171017380	143	4,50
FVT8M-096065	1	25	9090171017397	143	4,50
FVT8M-181240	1	25	9090171013894	143	6,00
FVT8M-181265	1	25	9090171013900	143	6,00
FVT8M-221540	1	25	9090171013917	143	7,50
FVT8M-221565	1	25	9090171013924	143	7,50
FVT8M160-096040	1	25	9090171022513	142	6,00
FVT8M160-096065	1	25	9090171022520	142	6,00
FVT8M160-181240	1	25	9090171022544	142	8,00
FVT8M160-181265	1	25	9090171022551	142	8,00
FVT8M160-221540	1	25	9090171022568	142	9,50
FVT8M160-221565	1	25	9090171022575	142	9,50
GDN-051530	1	24	9020605153001	235	50,50
GDN-058030	1	6	9020605803005	235	101,00
GNS-081240	1	12	9090171019728	197	84,00
GRS-072840	1	12	9090171023657	195	73,00
GXLED-055330	6	24	9090171001136	305	13,00
GXLED-055340	6	24	9090171001143	305	13,00
HO-129540	1	12	9090171003734	170	48,00
ING125W-142727	5	20	9090171023107	299	11,00
ING125W-142740	5	20	9090171023114	299	11,00
ING3-042727	10	50	9013042727010	300	3,50
ING3-042740	10	50	9090171010060	300	3,50
ING3-082727	10	50	9013082727018	300	4,00
ING3-082740	10	50	9090171010077	300	4,00
ING3-122727	10	50	9090171018912	300	6,00
ING3-122740	10	50	9090171019094	300	6,00
ING3-162727	10	50	9090171012668	300	13,00
ING3-162740	10	50	9090171012675	300	13,00
ING3A-022730	10	50	9090171021271	300	11,00
ING3A-022740	10	50	9090171021301	300	11,00
ING3A-042730	10	50	9090171021288	300	13,00
ING3A-042740	10	50	9090171021318	300	13,00
ING3A-052730	10	50	9090171021295	300	14,50
ING3A-052740	10	50	9090171021325	300	14,50
ING3P-082727	10	50	9090171005646	300	5,00
ING3P-082740	10	50	9090171010084	300	5,00
ING3W-092727	10	50	9090171022346	299	6,00
ING3W-092740	10	50	9090171023084	299	6,00
ING3W-752727	10	50	9090171022339	299	5,00
ING3W-752740	10	50	90		

COD.	INNER pz	MASTER pz	EAN	PAG.	€
INHGW-452740	10	50	9090171023053	299	4,00
INMIW-451427	10	50	9090171022308	299	4,00
INMIW-451440	10	50	9090171023060	299	4,00
INPW-752727	10	50	9090171023121	299	6,00
INPW-752740	10	50	9090171023138	299	6,00
INSTB-071430	10	50	9090171015645	301	5,50
INSTB-071440	10	50	9090171015652	301	5,50
INSTB-071460	10	50	9090171015669	301	5,50
INTB-041427	10	50	9090171015560	301	3,50
INTB-041440	10	50	9090171015584	301	3,50
INTB-071427	10	50	9090171015591	301	5,50
INTB-071440	10	50	9090171015614	301	5,50
JESSY-API15	1	18	9090171017960	249	33,50
JESSY-API25	1	12	9090171017939	249	33,50
JESSY-API50	1	12	9090171017946	251	35,00
JESSY-API80	1	9	9090171017953	251	35,00
JESSY-AP275	1	12	9090171017984	249	38,00
JESSY-AP280	1	12	9090171017977	251	38,00
JESSY-AP360	1	12	9090171017991	249	50,50
JESSY-AR111	1	6	9090171007404	253	37,00
JESSY-BOLLE250	1	3	9090171007497	261	79,00
JESSY-RD100	1	24	9090171007428	257	8,50
JESSY-RD130	1	24	9090171007459	257	13,00
JESSY-SQ100	1	24	9090171007411	253	8,50
JESSY-SQ120	1	24	9090171007435	253	13,00
JESSY-SQ120GLASS	1	24	9090171007442	255	13,00
JESSY-SQ45GR	1	24	9090171007473	255	13,00
JESSY-SR120	1	24	9090171007466	257	13,00
JESSY2-SQ2112	1	12	9090171007398	255	24,00
JL-308540	1	8	9090171018977	297	89,00
JL-508540	1	8	9090171018974	297	141,50
K2T7LED-071030	6	24	9020071030110	302	3,00
K2T7LED-071040	6	24	9090172002088	302	3,00
K2T7LED-071060	6	24	9020071060117	302	3,00
KIT-ACRGBW	1	100	9090171011791	111	43,00
KIT-CLIP	1	100	9000585000229	46	11,00
KIT-CLIPAC230	1	200	9090171019346	107	2,00
KIT-EMG	1	18	9090171001648	45	77,00
KIT-EMG2	1	50	9090171006582	45	50,50
KIT-ENDCAPS	1	200	9090171019759	107	2,00
KIT-PLF	1	24	9090171001600	43	21,50
KIT-PLF120	1	12	9090171001976	43	24,00
KIT-PLF12060	1	12	9090171011142	43	26,50
KIT-PLF3060	1	20	9090171017779	43	14,50
KIT-PLFB	1	20	9090171012989	43	26,50
KIT-PLFB120	1	12	9090171017762	43	35,00
KIT-PLFS120B	1	5	9090171013887	41	74,50
KIT-PLFS120N	1	5	9090171013870	41	74,50
KIT-PLFS60120N	1	4	9090171017311	41	117,50
KIT-PLFSB	1	5	9090171013863	41	65,00
KIT-PLFSN	1	5	9090171013856	41	65,00
KIT-PLINE	1	150	9090171008036	46	8,00
KIT-PQ40	1	100	9000595000004	46	11,00
KIT-STARTAC230	1	200	9090171019353	107	5,00
KLR-AR	10	50	9014003050031	77	9,50
KLR-BI	10	50	9014003050017	77	8,50
KLR-CR	10	50	9014003050024	77	9,50
KLRCON-BI	10	50	9090171015089	77	12,00
KLRCON-NE	10	50	9090171015096	77	12,00
KLRFX-BI	10	50	9090171015133	77	14,00
KLRFX-BN	10	50	9090171015157	77	12,00
KLRFX-NE	10	50	9090171015140	77	14,00
KLRXL-BI	10	50	9090171015119	77	12,00
KLRXL-NE	10	50	9090171015126	77	12,00
KLS-AR	10	50	9014003050062	77	9,50
KLS-BI	10	50	9014003050048	77	8,00
KLS-CR	10	50	9014003050055	77	9,50
KLSCON-BI	10	50	9090171015102	77	12,00
KLSCON-NE	10	50	9090171015164	77	12,00
KON170	1	8	9090171007503	258	45,50
KPRAN-1818	1	20	9090171009064	119	19,00
KPRAN-1818-CAP	1	100	9090171013191	119	2,00
KPRAN-1818-CAPH	1	100	9090171013207	119	2,00
KPRAN-1818-CLIP	1	100	9090171013573	119	4,00
KPRAN-1818B	1	20	9090171018523	119	24,00
KPRAN-1818N	1	20	9090171018585	119	36,00
KPRBS-1468	1	6	9090171009217	123	110,50
KPRBS-1468-CAP	1	100	9090171013214	123	7,00
KPRBS-1468-CAPH	1	100	9090171013221	123	7,00
KPRCA-2711	1	20	9090171009125	123	32,50
KPRCA-2711-CAP	1	100	9090171013238	123	5,50
KPRCA-2711-CAPH	1	100	9090171013245	123	5,00
KPRCG-4626	1	12	9090171009187	117	67,00
KPRCG-4626-CAP	1	100	9090171013252	117	2,50
KPRCG-4626-CAPH	1	100	9090171013269	117	2,50
KPRCG-5123	1	12	9090171009170	117	88,50
KPRCG-5123-CAP	1	100	9090171013276	117	2,50
KPRCG-5123-CAPH	1	100	9090171013283	117	2,50
KPRCG-5314	1	20	9090171009163	117	57,50
KPRCG-5314-CAP	1	100	9090171013290	117	2,50
KPRCG-5314-CAPH	1	100	9090171013306	117	2,50
KPRI-2212	1	20	9090171009033	115	19,00
KPRI-2212-CAP	1	100	9090171013313	115	2,00

COD.	INNER pz	MASTER pz	EAN	PAG.	€
KPRI-2212-CAPH	1	100	9090171013320	115	2,00
KPRI-2508	1	20	9090171009019	115	24,00
KPRI-2508-CAP	1	100	9090171013337	115	2,00
KPRI-2508-CAPH	1	100	9090171013344	115	2,00
KPRI-2508-CLIP	1	100	9090171013580	115	4,00
KPRI-2508B	1	20	9090171018530	115	32,50
KPRI-2508N	1	20	9090171018592	115	32,50
KPRI-3011	1	20	9090171009088	115	24,00
KPRI-3011-CAP	1	100	9090171013351	115	2,00
KPRI-3011-CAPH	1	100	9090171013368	115	2,00
KPRI40G-2413	1	20	90901710109118	121	30,00
KPRI40G-2413-CAP	1	100	9090171013375	121	2,00
KPRI40G-2413-CAPH	1	100	9090171013382	121	2,00
KPRIC-4736	1	100	9090171009149	115	108,00
KPRIC-4736-CAP	1	100	9090171013399	115	11,00
KPRIC-4736-CAPH	1	100	9090171013405	115	11,00
KPRIC-4736-CLIP	1	100	9090171013597	115	24,00
KPRIS-1611	1	20	9090171009057	119	15,00
KPRS-1611-CAP	1	100	9090171013412	119	2,00
KPRS-1611-CAPH	1	100	9090171013429	119	2,00
KPRS-1611-CLIP	1	100	9090171013603	119	4,00
KPRS-1611B	1	20	9090171018547	119	20,50
KPRS-1611N	1	20	9090171018608	119	20,50
KPRS-1708	1	20	9090171008999	119	19,00
KPRS-1708-CAP	1	100	9090171013436	119	2,00
KPRS-1708-CAPH	1	100	9090171013443	119	2,00
KPRS-1708-CLIP	1	100	9090171013610	119	4,00
KPRS-1708B	1	20	9090171018516	119	21,50
KPRS-1708N	1	20	9090171018578	119	26,50
KPRS-3537	1	100	9090171009132	123	108,00
KPRS-3537-CAP	1	100	9090171013450	123	11,00
KPRS-3537-CAPH	1	100	9090171013467	123	11,00
KPRS-3537-CLIP	1	100	9090171013627	123	14,50
KPRS-3537B	1	100	9090171018554	123	125,00
KPRS40G-1713	1	20	9090171009101	121	24,00
KPRS40G-1713-CAP	1	100	9090171013474	121	2,00
KPRS40G-1713-CAPH	1	100	9090171013481	121	2,00
KPRS40G-1713-CLIP	1	100	9090171013634	121	4,50
KPRSC-6528	1	6	9090171009194	125	60,00
KPRSC-6528-CAP	1	100	9090171013498	125	4,50
KPRSC-6528-CAPH	1	100	9090171013504	125	3,50
KPRSC-8050	1	6	9090171009200	125	79,00
KPRSC-8050-CAP	1	100	9090171013511	125	4,50
KPRSC-8050-CAPH	1	100	9090171013528	125	3,50
KPRSL-5709	1	20	9090171009156	119	32,50
KPRSL-5709-CAP	1	100	9090171013535	119	3,50
KPRSL-5709-CAPH	1	100	9090171013542	119	3,50
KPRSL-5709-CLIP	1	100	9090171013641	119	14,50
KPRVE-4217	1	10	9090171009224	123	51,50
KPRVE-4217-CAP	1	100	9090171013559	123	7,00
KPRVE-4217-CAPH	1	100	9090171013566	123	8,50
KPRVE-4217-CLIP	1	100	9090171013658	123	14,50
LNK-321200	1	10	9090171022629	127	120,00
LNK16BI-321240	1	10	9090171017403	127	149,00
LNKCN2	1	120	9090171011760	127	9,00
LNKCN2BI	1	100	9090171017410	127	9,00
LNKCN4	1	1	9090171011777	127	12,00
LNKCN4BI	1	1	9090171017427	127	12,00
LNKCNL	1	200	9090171011784	127	6,50
LNR-361230	1	10	9090171018899	71	93,50
LNR-361240	1	10	9090171018905	71	93,50
LOP-186000	1	9	9090171020762	135	45,50
LOP-361200	1	9	9090171020786	135	69,50
LOP-561500	1	9	9090171020816	135	91,00
LOPCON	25	100	9090171020991	134	5,00
LOPD-186000	1	9	9090171020779	135	115,00
LOPD-361200	1	9	9090171020809	135	139,00
LOPD-561500	1	9	9090171020830	135	156,00
LOPE-361200	1	9	9090171020793	135	139,00
LOPE-561500	1	9	9090171020823	135	156,00
LTS-302718	1	20	9090171012996	184	31,00
LTS-302730	1	20	9090171010312	184	30,00
LTS-302740	1	20	9090171010329	184	30,00
LTS-502718	1	20	9090171010183	184	45,50
LTS-502722	1	20	9090171008128	184	43,00
LTS-502730	1	20	9090171008135	184	43,00
LTS-502740	1	20	9090171008142	184	43,00
LTS-504022	1	20	9090171008159	184	45,50
LTS-504030	1	20	9090171008166	184	45,50
LTS-504040	1	20	9090171008173	184	45,50
LVT-159540	1	8	9090171010107	211	118,00
LVT-409540	1	8	9090171022773	211	360,00
LX110-061030	10	50	9090171001211	212	4,00
LX110-061040	10	50	9090171002805	302	4,00
LX110-061060	10	50	9090171001228	302	4,00
LX110-081030	10	50	9090171001235	302	4,50
LX110-081040	10	50	9090171010343	302	4,50
LX110-081060	10	50	9090171001242	302	4,50
LX110-091030	10	50	9090171022780	302	6,00
LX110-091040	10	50	9090171022797	302	6,00

COD.	INNER pz	MASTER pz	EAN	PAG.	€
LX38-061060	10	50	9090171001181	302	4,00
LX38-081030	10	50	9090171001198	302	4,50
LX38-081040	10	50	9090171010336	302	4,50
LX38-081060	10	50	9090171001204	302	4,50
MGR5-486010	1	6	9090171015973	104	79,00
MIRO200	1	6	9090171007527	261	67,00
MNC-204530	1	12	9090171014983	73	125,00
MNC-204540	1	12	9090171014990	73	125,00
MNI-204530	1	12	9090171014969	73	105,50
MNI-204540	1	12	9090171014976	73	105,50
MP-014030	6	24	9090171004700	242	28,50
MP-014040	6	24	9090171004717	242	28,50
MP-036030	6	24	9090171004724	242	48,00
MP-036040	6	24	9090171004731	242	48,00
MX-1004040	5	10	9090171004533	151	122,50
MX-1004065	5	10	9021004065018	151	122,50
MX-1504040	5	10	9090171004540	151	182,50
MX-1504065	5	10	9090171002003	151	182,50
MX-402740	5	20	9020402740015	151	72,00
MX-704040	5	10	9090171004526	151	108,00
MX-704065	5	10	9020704065014	151	108,00
OMR-041930	1	24	9090171018813	91	26,00
OMR-061940	1	24	9090171018820	91	26,00
OMR-243230	1	10	9090171018837	91	55,00
OMR-243240	1	10	9090171018844	91	55,00
OMS-041930	1	24	9090171018851	91	26,00
OMS-061940	1	24	9090171018868	91	26,00
OMS-243230	1	10	9090171018875	91	55,00
OMS-243240	1	10	9090171018882	91	55,00
OS65P-182300	1	10	9090171014914	86	42,00
OS65P-363200	1	10	9090171014921	86	42,00
OSOB-1411900	1	12	9090171022094	85	21,50
OSOB5-1411900	1	12	9090171022100	85	41,00
OSON-1411900	1	12	9090171022117	85	21,50
OSONS-1411900	1	12	9090171022124	85	41,00
OSTOB-1421500	1	12	9090171022131	85	26,50
OSTOBP-1421500	1	12	9090171022148	85	29,00
OSTOBPS-1421500	1	12	9090171022155	85	48,00
OSTOBS-1421500	1	12	9090171022162	85	43,00
OSTON-1421500	1	12	9090171022179	85	26,50
OSTONP-1421500	1	12	9090171022186	85	29,00
OSTONPS-1421500	1	12	9090171022193	85	48,00
OSTONS-1421500	1	12	9090171022209	85	43,00
PACBI-101630	1	20	9090171018431	89	40,50
PACBI-101640	1	20	9090171018448	89	40,50
PACGR-101630	1	20	9090171018493	89	40,50
PACGR-101640	1	20	9090171018509	89	40,50
PAR20-082730	6	24	9090171012378	304	6,50
PAR20-082740	6	24	9090171016406	304	6,50
PAR30-102730	6	24	9090171012385	304	11,00
PAR30-102740	6	24	9090171016413	304	11,00
PAR38-152730	6	24	9090171012392	304	13,00
PAR38-152740	6	24	9090171016420	304	13,00
PAR56-301640	1	12	9090171012125	305	165,50
PARBI-101730	1	20	9090171018394	89	36,00
PARBI-101740	1	20	9090171018400	89	36,00
PARGR-101730	1	20	9090171018455	89	36,00
PARGR-101740	1	20	9090171018462	89	36,00
PASBI-101630	1	20	9090171018417	89	38,00
PASBI-101640	1	20	9090171018424	89	38,00
PASGR-101630	1	20	9090171018479	89	38,00
PASGR-101640	1	20	9090171018486	89	38,00
PAVI-014230	6	24	9090171004748	241	38,00
PAVI-014240	6	24	9090171004755	241	38,00
PAVI-038930	1	6	9090171004885	241	74,50
PAVI-038940	1	6	9090171004892	241	74,50
PAVI-078930	1	6	9090171004908	241	77,00
PAVI-078940	1	6	9090171004915	241	77,00
PAVI-1216030	1	6	9090171004922	241	125,00
PAVI-1216040	1	6	9090171004939	241	125,00
PAVI-GU10	1	6	9090171010220	243	33,50
PAVIL-047030	6	24	9090171004762	239	20,50
PAVIL-047040	6	24	9090171004779	239	20,50
PAVIL2-087030	6	24	9090171004786	239	24,00
PAVIL2-087040	6	24	9090171004793	239	24,00
PAVIC2L-0513030	1	6	9090171004823	239	74,50
PAVIC4L-0513030	1	6	9090171004809	239	74,50
PAVIC4L-0513040	1	6	9090171004816	239	74,50
PEOBIR-041140	10	50	9090171019827	221	30,00
PEOBIS-041040	10	50	9090171019865	221	31,00
PEOCOR-041140	10	50	9090171019841	221	30,00
PEOCOS-041040	10	50	9090171019889	221	31,00
PEOGR-041140	10	50	9090171019858	221	30,00
PEOGS-041040	10	50	9090171019896	221	31,00
PEONER-041140	10	50	9090171019834	221	30,00
PEONES-041040	10	50	9090171019872	221	31,00
PHG-1018030	1	20	9090171007718	87	26,00
PHG-1018040	1	20	9090171007725	87	26,00
PHG-2023030	1	20	9090171007732	87	38,00
PHG-2023040	1	20	9090171007749	87	38,00
PIXYFULL-030930	12	96	9021030930076	301	4,50
PIXYFULL-030940	12	96	9090171009972	301	4,50
PIXYFULL-030964	12	96	9090171004687	301	4,50

COD.	INNER pz	MASTER pz	EAN	PAG.	€
PIXYFULL-040930	12	96	9090171000290	301	5,50
PIXYFULL-040940	12	96	9090171010930	301	5,50
PIXYFULL-040964	12	96	9090171010947	301	5,50
PIXYFULL-050930	12	96	9090171016574	301	6,00
PIXYFULL-050940	12	96	9090171016581	301	6,00
PIXYFULL-050964	12	96	9090171016598	301	6,00
PL-406040	1	10	9090171008029	26	51,50
PLC-102440	6	24	9090171000382	305	21,50
PLC-102740	6	24	9090171000399	305	21,50
PLD-051230	1	12	9020605123004	235	67,00
PLD-058030	1	8	9020605803029	235	105,50
PLZ-10014040	1	6	9090171023411	177	156,00
PLZ-15014040	1	6	9090171023404	177	180,00
PLZ-4014040	1	6	9090171023381	177	89,00
PLZ-6014040	1	6	9090171023398	177	108,00
PQ-038530	6	24	9090171003154	33	11,00
PQ-038540	6	24	9090171010503	33	11,00
PQ-061230	6	24	9090171003161	33	13,00
PQ-061240	6	24	9090171010510	33	13,00
PQ-091430	6	24	9090171003178	33	15,50
PQ-091440	6	24	9090171010527	33	15,50
PQ-121730	6	24	9020121730106	33	18,00
PQ-121740	6	24	9020121740105	33	18,00
PQ-182230	6	24	9020182230102	33	20,50
PQ-182240	6	24	9020182240101	33	20,50
PQ-243030	6	12	9090171005424	33	32,50
PQ-243040	6	12	9090171003116	33	32,50
PQA2U-426040	1	6	9090171000986	25	66,00
PQA-243030	1	6	9090171002683	23	40,50
PQA-243040	1	6	9090171002690	23	40,50
PQA-421230	1	6	9090171005189	23	65,00
PQA-421240	1	6	9090171002706	23	65,00
PQA-426030	1	6	9090171002676	21	52,50
PQA-426040	1	6	9090171002669	21	52,50
PQA-426060	1	6	9090171004229	21	52,50
PQA-646040	1	4	9090171015362	23	189,50
PQA65-406040	1	6	9090171012064	24	151,00
PQA90-421230	1	6	9090171013160	23	69,50
PQA90-421240	1	6	9090171013153	23	69,50
PQA90-426030	1	6	9090171011920	21	61,00
PQA90-426040	1	6	9090171009866	21	61,00
PQAB-421240	1	4	9090171017052	19	45,50
PQAB-426030	1	4	9090171023923	19	38,00
PQAB-426040	1	4	9090171011937	19	38,00
PQAB-426060	1	4	9090171023930	19	38,00
PQAB90-421240	1	4	9090171023947	19	52,50
PQAB90-426040	1	4	9090171016826	19	48,00
PQABN-426040	1	4	9090171023954	19	26,50
PQABUN-426040	1	4	9090171017137	19	36,00
PQAFM-6060	1	6	9090171004212	27	20,50
PQAN-421240	1	6	9090171015898	23	48,00
PQAN-426040	1	6	9090171004205	21	40,50
PQAN90-421240	1	6	9090171015874	23	56,50
PQAN90-426040	1	6	9090171015881	21	48,00
PQP-182230	6	24	9090171016451	37	29,00
PQP-182240	6	24	9090171003079	37	29,00
PQP-243030	6	12	9090171016468	37	35,00
PQP-243040	6	12	9090171003093	37	35,00
PQR-406230	1	6	9090171011425	29	61,00
PQR-406240	1	6	9090171011418	29	61,00
PRCN-1611N	1	20	9090171019278	119	11,00
PRCN-1708N	1	20	9090171019247	119	12,00
PRCN-1818N	1	20	9090171019254	119	11,00
PRCN-2508N	1	20	9090171019261	115	12,00
PRCO-1611	1	20	9090171012071	119	5,00
PRCO-1708	1	20	9090171012095	119	5,00
PRCO-1818	1	20	9090171012101	119	5,00
PRCO-2508	1	20	9090171012088	115	5,00
PRCO-3537	1	20	9090171018561	123	15,50
PRCO-5314	1	20	9090171012118	117	6,00
PRCV-1708	1	20	9090171009002	119	5,50
PRCV-1818	1	20	9090171009071	119	5,50
PRCV-2212	1	20	9090171009040	115	4,00
PRCV-2508	1	20	9090171009026	115	4,00
PRCV-3011	1	20	9090171009095	115	6,50
PRK-183240	1	6	9090171001440	83	60,00
PRKE-183240	1	6	9090171001457	83	117,50
PRKS-183240	1	6	9090171001464	83	89,00
PRL-186030	1	10	9090171011449	29	35,00
PRL-186040	1	10	9090171011432	29	35,00
PRL-361230	1	10	9090171011463	29	54,00
PRL-361240	1	10	9090171011456	29	54,00
PRM-306040	1	10	9090171020847	137	33,00
PRM-501240	1	10	9090171020854	137	43,00
PRM-701540	1	10	9090171020861	137	55,00
PROM-1001640	1	10	9090171023206	189	48,50
PROM-2002340	1	5	9090171023213	189	69,00
PROM-3002340	1	5	9090171023220	189</	

COD.	INNER pz	MASTER pz	EAN	PAG.	€
PSE-402730	5	20	9090171011722	185	81,50
PSE-402740	5	20	9090171013719	185	81,50
PSE-402765	5	20	9090171011739	185	81,50
PSE-404030	5	20	9090171019940	185	86,50
PSE-404040	5	20	9090171019957	185	86,50
PSE-404065	5	20	9090171019964	185	86,50
PSS-544040	5	20	9090171021042	185	96,00
PT-038530	6	24	9090171003123	31	9,50
PT-038540	6	24	9090171010473	31	9,50
PT-061230	6	24	9090171003130	31	12,00
PT-061240	6	24	9090171010480	31	12,00
PT-091430	6	24	9090171003147	31	14,00
PT-091440	6	24	9090171010497	31	14,00
PT-121730	6	24	9020121730007	31	15,50
PT-121740	6	24	9020121740006	31	15,50
PT-182230	6	24	9020182230003	31	20,50
PT-182240	6	24	9020182240002	31	20,50
PT-243030	6	12	9090171005431	31	30,00
PT-243040	6	12	9090171003109	31	30,00
PTOBI-209500	1	24	9090171019971	165	32,50
PTOBI-309500	1	24	9090171019988	165	39,50
PTOBI-409500	1	12	9090171019995	165	51,50
PTOCO-209500	1	24	9090171020038	165	32,50
PTOCO-309500	1	24	9090171020045	165	39,50
PTOCO-409500	1	12	9090171020052	165	51,50
PTOCOS-309500	1	24	9090171023145	165	44,50
PTOCOS-509500	1	24	9090171023152	165	57,50
PTONE-209500	1	24	9090171020007	165	32,50
PTONE-309500	1	24	9090171020014	165	39,50
PTONE-409500	1	12	9090171020021	165	51,50
PTONES-309500	1	24	9090171023169	165	44,50
PTONES-509500	1	24	9090171023176	165	57,50
PTP-182230	6	24	9090171016475	37	27,50
PTP-182240	6	24	9090171003062	37	27,50
PTP-243030	6	12	9090171016635	37	33,50
PTP-243040	6	12	9090171003086	37	33,50
PTP-486040	1	5	9090171008401	39	129,50
QBBI-109030	6	24	9090171016017	265	40,50
QBBI-109040	6	24	9090171008647	265	40,50
QBBI-1511230	6	24	9090171016031	265	67,00
QBBI-1511240	6	24	9090171008654	265	67,00
QBBI-2513130	6	24	9090171016055	265	98,50
QBBI-2513140	6	24	9090171008807	265	98,50
QBBI-3516130	6	24	9090171016079	265	127,00
QBBI-3516140	6	24	9090171008661	265	127,00
QBBI-059030	6	24	9090171016178	267	43,00
QBBI-059040	6	24	9090171008746	267	43,00
QBNE-109030	6	24	9090171016024	265	40,50
QBNE-109040	6	24	9090171008478	265	40,50
QBNE-1511230	6	24	9090171016048	265	67,00
QBNE-1511240	6	24	9090171008685	265	67,00
QBNE-2513130	6	24	9090171016062	265	98,50
QBNE-2513140	6	24	9090171008692	265	98,50
QBNE-3516130	6	24	9090171016086	265	127,00
QBNE-3516140	6	24	9090171008708	265	127,00
QBNEP-059030	6	24	9090171016185	267	43,00
QBNEP-059040	6	24	9090171008753	267	43,00
RBACS-15	1	1	9090171017106	201	4,50
RBACS-3268	1	1	9090171015553	201	7,50
RBDOM	1	1	9090171020441	203	8,50
RBDVS	1	100	9090171007787	199	27,50
RBDVS-05	1	100	9090171009859	199	11,00
RBERGY-10	1	100	9090171023664	191	13,00
RBERGY-30	1	100	9090171023671	191	25,00
RBGNS	1	100	9090171019735	197	17,00
RBLVT	1	1	9090171007633	211	43,00
RBLVT40	1	1	9090171022896	211	156,00
RBPROM-100	1	1	9090171023268	189	11,00
RBPROM-200	1	1	9090171023275	189	18,00
RBPROM-300	1	1	9090171023282	189	35,00
RBPROM-400	1	1	9090171023299	189	49,00
RBPROM-500	1	1	9090171024104	189	69,00
RBSUNXL-20	1	100	9090171023688	207	45,00
RBW-109510	1	16	9090171015348	171	32,50
RBW-509510	1	12	9090171015355	171	65,00
RDAC100-24	1	50	9020610024006	110	29,00
RDAC100-2467	1	30	9090171013023	245	57,50
RDAC100-2467D	1	30	9090171013122	245	119,00
RDAC120-24	1	50	9090171000863	110	31,00
RDAC150-24	1	50	9090171000870	110	33,50
RDAC150-2467D	1	15	9090171013139	110	137,00
RDAC200-24	1	36	9090171000887	110	43,00
RDAC200-2467	1	100	9090171013030	110	86,50
RDAC250-2467D	1	15	9090171013146	110	170,50
RDAC300-2467	1	100	9090171013047	110	115,00
RDAC35-24	1	100	9090171000849	110	15,50
RDAC50-2467	1	50	9090171013016	245	36,00
RDAC60-24	1	100	9090171000856	110	21,50
RDAC60-2467D	1	20	9090171013115	110	74,50
RDALD-051630	1	1	9090171009767	235	15,00
RDALD-056030	1	1	9090171009750	235	15,00
RDFTPD-1020	1	50	9090171015843	53	57,50
RDFTPD-2835	1	50	9090171015850	53	55,00

COD.	INNER pz	MASTER pz	EAN	PAG.	€
RDFTPD-60	1	50	9090171015867	54	91,00
RDDGN-051530	1	1	9090171009736	235	15,00
RDDGN-058030	1	1	9090171009743	235	15,00
RDPD-051230	1	1	9090171009781	235	15,00
RDPD-058030	1	1	9090171009774	235	15,00
RDPQ12	1	1	9090171005295	44	9,50
RDPQ18	1	250	9090171005301	44	9,50
RDPQ24	1	100	9090171007886	44	11,00
RDPQA24	1	100	9090171005769	44	13,00
RDPQA42	1	100	9090171005288	44	24,00
RDPQA42120	1	100	9090171016819	44	19,00
RDPQA64	1	50	9090171015379	44	23,00
RDRPK	1	1	9090171015386	83	13,00
RDRPRKE	1	1	9090171017434	83	13,00
RDNZ-10	1	1	9090171022216	67	11,00
RDNZ-16	1	1	9090171022223	67	11,00
RDNZ-32	1	1	9090171022230	67	12,00
RGLBI-098330	1	6	9090171014587	289	65,00
RGLBI-098340	1	6	9090171014600	289	65,00
RGLBI-1816330	1	6	9090171014624	289	98,50
RGLBI-1816340	1	6	9090171014648	289	98,50
RGLNE-098330	1	6	9090171014594	289	65,00
RGLNE-098340	1	6	9090171014617	289	65,00
RGLNE-1816330	1	6	9090171014631	289	98,50
RGLNE-1816340	1	6	9090171014655	289	98,50
RGMS-LENS15	1	100	9090171017663	285	2,00
RGMS-LENS24	1	100	9090171017670	285	2,00
RGMSBI-106530	1	6	9090171017595	285	65,00
RGMSBI-106540	1	6	9090171017601	285	65,00
RGMSNE-106530	1	6	9090171017618	285	65,00
RGMSNE-106540	1	6	9090171017625	285	65,00
RGMT-LENS15	1	100	9090171017656	285	5,00
RGMTBI-075830	1	6	9090171017557	285	54,00
RGMTBI-075840	1	6	9090171017564	285	54,00
RGMTNE-075830	1	6	9090171017571	285	54,00
RGMTNE-075840	1	6	9090171017588	285	54,00
RGMZ-LENS15	1	100	9090171017632	285	2,00
RGMZBI-123730	1	6	9090171017519	285	65,00
RGMZBI-123740	1	6	9090171017526	285	65,00
RGMZNE-123730	1	6	9090171017533	285	65,00
RGMZNE-123740	1	6	9090171017540	285	65,00
RGT180BI-207030	1	6	9090171012750	287	55,00
RGT180BI-207040	1	6	9090171012743	287	55,00
RGT180BI-359030	1	6	9090171012767	287	79,00
RGT180BI-359040	1	6	9090171012774	287	79,00
RGT180NE-207030	1	6	9090171012804	287	55,00
RGT180NE-207040	1	6	9090171012781	287	55,00
RGT180NE-359030	1	6	9090171012811	287	79,00
RGT180NE-359040	1	6	9090171012798	287	79,00
RGTBI-258030	1	6	9090171012880	288	93,50
RGTBI-258040	1	6	9090171012897	288	93,50
RGTBI-GU10	6	36	9090171012965	286	33,50
RGTBIID-309030	1	6	9090171012903	288	127,00
RGTBIID-309040	1	6	9090171012910	288	127,00
RGTNE-258030	1	6	9090171012927	288	93,50
RGTNE-258040	1	6	9090171012934	288	93,50
RGTNE-GU10	6	36	9090171012972	286	33,50
RGTNED-309030	1	6	9090171012941	288	127,00
RGTNED-309040	1	6	9090171012958	288	127,00
RNDBI-109030	6	24	9090171016093	265	38,00
RNDBI-109040	6	24	9090171008562	265	38,00
RNDBI-1511030	6	24	9090171016116	265	62,50
RNDBI-1511040	6	24	9090171008579	265	62,50
RNDBI-2513030	6	24	9090171016130	265	85,00
RNDBI-2513040	6	24	9090171008586	265	85,00
RNDBI-3517030	6	24	9090171016154	265	110,50
RNDBI-3517040	6	24	9090171008593	265	110,50
RNDBIP-1511030	6	24	9090171016192	267	67,00
RNDBIP-1511040	6	24	9090171008715	267	67,00
RNDNE-109030	6	24	9090171016109	265	38,00
RNDNE-109040	6	24	9090171008609	265	38,00
RNDNE-1511030	6	24	9090171016123	265	62,50
RNDNE-1511040	6	24	9090171008616	265	62,50
RNDNE-2513030	6	24	9090171016147	265	85,00
RNDNE-2513040	6	24	9090171008623	265	85,00
RNDNE-3517030	6	12	9090171016161	265	110,50
RNDNE-3517040	6	24	9090171008630	265	110,50
RNDNEP-1511030	6	24	9090171016208	267	67,00
RNDNEP-1511040	6	24	9090171008739	267	67,00
RVBI-E27	1	6	9090171018189	215	57,50
RVCO-E27	1	6	9090171018202	215	57,50
RVGR-E27	1	6	9090171018219	215	57,50
RVNE-E27	1	6	9090171018196	215	57,50
RW-1008540	1	4	9090171008500	295	89,00
RW-1508540	1	4	9090171022964	295	108,00
RW-2008540	1	4	9090171022971	295	145,00
RW-308540	1	4	9090171008470	295	44,00
RW-508540	1	4	9090171008487	295	55,00
RW-708540	1				

COD.	INNER pz	MASTER pz	EAN	PAG.	€
SLAR111-124030	10	50	8059617675356	304	15,50
SLAR111-124040	10	50	9090171017045	304	15,50
SML-1009040	1	5	9090171021141	167	38,50
SML-109040	1	24	9090171021097	167	8,50
SML-1509040	1	5	9090171021158	167	59,00
SML-2009040	1	5	9090171021165	167	77,00
SML-209040	1	24	9090171021103	167	13,00
SML-309040	1	12	9090171021110	167	15,50
SML-509040	1	6	9090171021127	167	21,50
SML-759040	1	6	9090171021134	167	29,00
SMLS-109040	1	24	9090171021936	167	21,50
SMLS-209040	1	24	9090171021943	167	26,50
SMLS-309040	1	12	9090171021950	167	29,00
SMLS-509040	1	6	9090171021967	167	36,00
SML-162240	1	20	9090171015492	93	16,50
SML-242740	1	20	9090171015485	93	24,00
SMON-162240	1	20	9090171015904	93	16,50
SMON-242740	1	20	9090171015911	93	24,00
SMR-161740	1	20	9090171015515	93	16,50
SMR-242240	1	20	9090171015508	93	24,00
SMRN-161740	1	20	9090171015928	93	16,50
SMRN-242240	1	20	9090171015935	93	24,00
SMS-161540	1	20	9090171015539	93	16,50
SMS-242240	1	20	9090171015522	93	24,00
SMSN-161540	1	20	9090171015942	93	16,50
SMSN-242240	1	20	9090171015959	93	24,00
SOFFIO180	1	24	9090171007558	263	74,50
SOFFIO230	1	12	9090171007565	263	77,00
SOFFIO320	1	12	9090171007572	263	77,00
SP65-070800	12	72	9090171021431	63	17,00
SP65-RAR	1	100	9090171021479	63	2,00
SP65-RCR	1	100	9090171021493	63	3,00
SP65-RNE	1	100	9090171021455	63	2,00
SP65-SAR	1	100	9090171021486	63	2,00
SP65-SBI	1	100	9090171021448	63	2,00
SP65-SCR	1	100	9090171021509	63	3,00
SP65-SNE	1	100	9090171021462	63	2,00
SPF-091100	10	40	9090171011081	65	19,00
SPF-141400	10	40	9090171011098	65	26,50
SPF-171700	10	40	9090171011104	65	35,00
SPF-252400	10	20	9090171011111	65	48,00
SPK-032230	1	30	9090171006407	229	39,50
SPL65-186040	1	25	9090171013788	139	20,50
SPL65-241240	1	25	9090171013795	139	25,00
SPL65-361540	1	25	9090171013801	139	33,50
SPPR-106040	1	10	9090171012538	140	24,00
SPPR-181240	1	10	9090171012545	140	31,00
SPPR-361240	1	10	9090171012552	140	45,50
SPPR-481540	1	6	9090171012569	140	57,50
SPPRV-106000	1	10	9090171022407	141	14,00
SPPRV-181200	1	10	9090171022414	141	19,00
SPPRV-206000	1	10	9090171022438	141	16,50
SPPRV-241500	1	6	9090171022421	141	26,50
SPPRV-361200	1	10	9090171012576	141	25,00
SPPRV-481500	1	6	9090171012583	141	34,00
SRS-1009540	1	12	9090171011517	155	86,50
SRS-1009560	1	12	9090171016291	155	86,50
SRS-1509540	1	6	9090171011524	155	129,50
SRS-1509560	1	6	9090171016314	155	129,50
SRS-2009540	1	6	9090171011531	155	146,50
SRS-2009560	1	6	9090171016321	155	146,50
SRS-209540	1	24	9090171011470	155	26,50
SRS-209560	1	24	9090171016253	155	26,50
SRS-3001040	1	4	9090171020458	159	264,00
SRS-3003040	1	4	9090171020489	159	264,00
SRS-3006040	1	4	9090171020472	159	264,00
SRS-3009040	1	4	9090171020465	159	264,00
SRS-309540	1	24	9090171011487	155	31,00
SRS-309560	1	24	9090171016260	155	31,00
SRS-4001040	1	4	9090171020496	159	336,00
SRS-4003040	1	4	9090171020526	159	336,00
SRS-4006040	1	4	9090171020519	159	336,00
SRS-4009040	1	4	9090171020502	159	336,00
SRS-509540	1	20	9090171011494	155	35,00
SRS-509560	1	20	9090171016277	155	35,00
SRS-709540	1	12	9090171011500	155	62,50
SRS-709560	1	12	9090171016284	155	62,50
SRSB-1009540	1	12	9090171016376	155	86,50
SRSB-1509540	1	6	9090171016383	155	129,50
SRSB-2009540	1	6	9090171016390	155	146,50
SRSB-209540	1	24	9090171016338	155	26,50
SRSB-309540	1	24	9090171016345	155	31,00
SRSB-509540	1	20	9090171016352	155	35,00
SRSB-709540	1	12	9090171016369	155	62,50
SRSBT-203640	1	20	9090171019766	163	29,00
SRSBT-303640	1	20	9090171019773	163	38,50
SRSBT-503640	1	20	9090171019780	163	69,50
SRSOL-1009040	1	5	9090171020403	193	96,00
SRSOL-2009040	1	5	9090171020410	193	132,00
SRSOL-509040	1	10	9090171020397	193	74,50
STAND50	1	5	9090171007343	297	26,50
STB-186030	1	6	9090171001501	129	26,50
STB-186040	1	6	9090171001518	129	26,50

COD.	INNER pz	MASTER pz	EAN	PAG.	€
STB-361230	1	6	9090171001525	129	38,50
STB-361240	6	24	9090171001532	129	38,50
STB-451530	1	6	9090171001587	129	48,00
STB-451540	1	6	9090171001594	129	48,00
STB-601540	1	6	9090171019285	129	77,00
STEPS-041230	6	48	9090171023183	205	16,50
STEPS-041240	6	48	9090171023190	205	16,50
STYLOBI500-053330	6	24	9090171016239	267	45,50
STYLOBI500-053340	6	24	9090171008784	267	45,50
STYLOBI600-032530	6	24	9090171016215	267	36,00
STYLOBI600-032540	6	24	9090171008760	267	36,00
STYLONE500-053330	6	24	9090171016246	267	45,50
STYLONE500-053340	6	24	9090171008791	267	45,50
STYLONE600-032530	6	24	9090171016222	267	36,00
STYLONE600-032540	6	24	9090171008777	267	36,00
SUN-051100	1	6	9090171022681	207	72,00
SUN-056000	1	4	9090171022674	207	96,00
SUN-BASE	1	50	9090171022728	207	11,00
SUN-POLE25	1	50	9090171022704	207	17,00
SUN-SPK	1	50	9090171022711	207	11,00
SUN-WALL	1	10	9090171022698	207	23,00
SUNXL-204030	1	1	9090171023367	209	178,00
SUNXL-204040	1	1	9090171023374	209	178,00
TRIPD160	1	6	9090171007091	297	36,00
UDRBI-1010	1	12	9090171020144	213	53,00
UDRBI-1010	1	12	9090171020168	213	53,00
UDRGR-1010	1	12	9090171020175	213	53,00
UDRNE-1010	1	12	9090171020151	213	53,00
UDSBI-1010	1	12	9090171020106	213	53,00
UDSBI-2012	1	12	9090171020069	213	86,50
UDSCO-1010	1	12	9090171020120	213	53,00
UDSCO-2012	1	12	9090171020083	213	86,50
UDSGR-1010	1	12	9090171020137	213	53,00
UDSGR-2012	1	12	9090171020090	213	86,50
UDSNE-1010	1	12	9090171020113	213	53,00
UDSNE-2012	1	12	9090171020076	213	86,50
ZNR-1070	1	20	9090171019599	67	14,00
ZNR-16120	1	20	9090171019605	67	22,00
ZNR-32200	1	20	9090171019612	67	38,00
ZNS-1070	1	20	9090171019629	67	17,00
ZNS-16120	1	20	9090171019636	67	26,00
ZNS-32200	1	20	9090171019643	67	43,00
ZP-032427	10	50	9090171020694	59	25,00
ZP-032440	10	50	9090171020700	59	25,00
ZP-052427	10	50	9090171020717	59	31,00
ZP-052440	10	50	9090171020724	59	31,00
ZP-072427	10	50	9090171022995	59	37,00
ZP-072440	10	50	9090171023008	59	37,00
ZP-092427	10	50	9090171023015	59	43,00
ZP-092440	10	50	9090171023022	59	43,00
ZS-15017030	1	1	9090171024036	175	264,00
ZS-15017040	1	1	9090171024005	175	264,00
ZS-6017030	1	1	9090171024012	175	165,50
ZS-6017040	1	1	9090171023985	175	165,50
ZS-9017030	1	1	9090171024029	175	228,00
ZS-9017040	1	1	9090171023992	175	228,00
ZSPA65-032400	10	50	9090171023039	61	25,00
ZTD-605240	1	1	9090171006414	182	408,00

CONDIZIONI GENERALI DI VENDITA

GENERALITÀ

Le condizioni generali di vendita, qui di seguito riportate, si intendono valide per qualsiasi ordine pervenuto alla ns. Azienda e costituiscono parte essenziale di ciascun ordine. Eventuali modifiche alle presenti clausole nonché eventuali condizioni particolari dovranno essere espressamente concordate per iscritto.

ORDINI

Le ordinazioni acquisite dalla nostra organizzazione di vendita sono soggette all'approvazione della ns. Azienda. Non si accettano ordini d'importo inferiore a € 500,00 + IVA. Ordini pervenuti con quantità inferiori agli standard indicati a listino, saranno automaticamente arrotondati all'imbello minimo, altrimenti non potranno essere gestiti.

TRASPORTO

La merce viaggia a rischio e pericolo del Committente il quale, nel proprio interesse, deve verificare, prima del ritiro, l'integrità dei colli e la quantità della merce ricevuta. Eventuali reclami dovranno essere avanzati direttamente al vettore al momento della consegna e comunicati anche alla ns. Azienda, come indicato al capitolo "Reclami".

CONSEGNE

I termini di consegna hanno carattere puramente indicativo e non hanno valore contrattuale. La spedizione viene effettuata unicamente con ns. corrieri convenzionati. La consegna si intende effettuata nel momento in cui la merce viene conferita al vettore. La consegna della merce con procedure d'urgenza e/o sponda idraulica, verrà effettuata solamente previa accettazione da parte dell'acquirente del costo aggiuntivo relativo al servizio richiesto. All'atto della consegna l'acquirente si impegna a verificare immediatamente e in presenza del vettore la conformità quantitativa e l'integrità dei colli inviati rispetto al D.D.T. e al packing-list, anche per consegne con pallets filmati.

GARANZIA

La ns. Azienda garantisce che i prodotti sono esenti da vizi o difetti di fabbricazione per un periodo di 2 anni decorrente dalla data di consegna dei medesimi al Cliente. La garanzia non opererà con riferimento a quei prodotti i cui difetti sono dovuti a:

- I** Danni causati durante il trasporto; (ad eccezione di quanto indicato al capitolo "Reclami").
- II** Lampade che presentino rotture di vetri (ad eccezione di quanto indicato al capitolo "Reclami").
- III** Un uso negligente o improprio degli stessi;
- IV** Inosservanza delle istruzioni della ns. Azienda riguardanti il funzionamento, manutenzione e conservazione dei prodotti;
- V** Riparazioni o modifiche apportate dal Cliente o da soggetti terzi senza la previa autorizzazione scritta della ns. Azienda.
- VI** In ogni caso il Cliente non potrà far valere i diritti di garanzia verso la ns. Azienda, se il prezzo dei Prodotti non sia stato corrisposto alle condizioni e nei termini pattuiti, anche nel caso in cui la mancata corresponsione del prezzo alle condizioni e nei termini pattuiti si riferisca a prodotti diversi da quelli per i quali il Cliente intende far valere la garanzia. La ns. Azienda non riconosce alcuna garanzia circa la conformità dei prodotti alle norme e ai regolamenti di Paesi che non rientrano o non appartengono all'Unione Europea.

RECLAMI

A condizione che il reclamo del Cliente sia coperto dalla garanzia e notificato nei termini sotto indicati, la ns. Azienda si impegnerà, a sua discrezione, a sostituire o riparare ciascun prodotto o le parti di questo che presentino vizi o difetti. Eventuali reclami devono essere inviati per iscritto alla ns. Azienda entro 8 giorni dal ricevimento della merce. Per reclami relativi a differenze quantitative o per colli danneggiati, o per rotture di vetri delle lampade, dovranno essere evidenziati sia nel D.D.T. che nella lettera di vettura del corriere, pena la non ns. accettazione del reclamo. Non sarà accettato nessun reclamo se non esclusivamente operato nel modo sopraindicato.

RESI MERCE

Eventuali prodotti difettosi potranno essere resi esclusivamente previa ns. autorizzazione, con le modalità che Vi saranno comunicate dall'ufficio contestazioni al momento della richiesta di reso. Previa iniziale valutazione telefonica, o eventuale ns. intervento diretto per la prima verifica, seguiranno istruzioni da parte della ns. Azienda per effettuare il reso. I resi autorizzati dovranno essere inviati ai magazzini, corredati di regolare D.D.T. e dei relativi estremi d'acquisto. Prodotti che hanno subito un utilizzo, anche parziale, non possono essere considerati difettosi; in questo caso si valuterà la convenienza della sostituzione del componente danneggiato, con spese a carico dell'acquirente. Si precisa che con il termine "materiale difettoso" è inteso qualsiasi prodotto che non abbia subito alcun utilizzo e che presenti evidenti anomalie di fabbricazione e/o di funzionamento. Non rientrano nel campo dei difettosi le lampade che presentano rotture di vetri. Altri prodotti potranno essere resi esclusivamente previa ns. autorizzazione, in porto franco, con le modalità che Vi saranno comunicate dall'ufficio contestazioni al momento della richiesta di reso ed accreditati al prezzo di acquisto dedotto un minimo del 10% per le spese di controllo, rimborso e riposizionamento a magazzino. Non potranno essere prese in considerazione richieste di resi di materiale la cui consegna risalga a più di 24 mesi prima della richiesta di restituzione, ed inoltre per articoli non presenti nell'attuale listino.

PAGAMENTI

I pagamenti devono essere eseguiti alla ns. Azienda, alla scadenza stabilita e per l'importo pattuito, ed indirizzati unicamente alla ns. sede amministrativa. In caso di ritardo del pagamento delle scadenze, anche parziale, oltre i termini concordati, l'Azienda si riserva la facoltà a sospendere successivi invii di merce. Saranno conteggiati gli interessi bancari per il ritardo sul pagamento concordato, secondo le modalità di legge in vigore.

PROPRIETÀ DELLA MERCE

La ns. Azienda rimane proprietaria della merce fino al completo pagamento della stessa da parte del Committente.

MISURE E DISEGNI

Le indicazioni di misure e disegni riguardanti la costruzione dei prodotti, le dimensioni, le caratteristiche tecniche e/o fotometriche, presenti su qualsiasi pubblicazione della ns. Azienda, sono da intendersi a puro titolo informativo e possono essere soggette a modifiche senza alcun preavviso. Per informazioni aggiornate sui prodotti, visitare il sito: www.century-italia.com.

RESPONSABILITÀ

I prodotti devono essere utilizzati e/o installati nel rispetto delle loro caratteristiche tecniche e delle istruzioni indicate, in osservanza delle disposizioni di sicurezza esistenti nel paese di utilizzo e/o d'installazione. La ns. Azienda declina ogni responsabilità per eventuali danni che possono, direttamente o indirettamente, derivare a persone, cose ed animali domestici, in conseguenza della mancata osservanza di tutte le prescrizioni indicate sui prodotti e/o sulle istruzioni per l'uso e/o per installazione. La ns. Azienda declina inoltre ogni responsabilità, qualora i prodotti fossero utilizzati per applicazioni speciali, o installati in posizioni per le quali si richiedesse l'ausilio di ponteggi, trabatelli o gru; non sono pertanto imputabili alla ns. Azienda costi di disinstallazione o sostituzione, in caso di eventuali difettosità dei prodotti.

PROPRIETÀ INTELLETTUALE

La ns. Azienda si riserva i diritti, il titolo e la proprietà intellettuale su documenti, disegni, fotografie e schede fornite al Cliente. Il Cliente non potrà utilizzare tale documentazione, senza previa autorizzazione scritta della ns. Azienda, per la realizzazione di propri cataloghi, volantini promozionali, siti web o qualunque altro mezzo divulgativo e/o pubblicitario.

FORO COMPETENTE

Per ogni controversia che dovesse sorgere tra la ns. Azienda ed il Committente, si intende eletto Foro competente quello della Ditta Venditrice.

GENERAL TERMS OF SALE

GENERAL INFORMATION

The general terms of sale below are valid for any order received from our Company and they are an essential part of each order. Any change to these clauses and any particular condition must be expressly agreed in writing.

ORDERS

Orders acquired by our sale team are subject to our Company approval. Orders received with quantities less than the listed standards will be automatically rounded to the minimum packaging, otherwise they will not be managed.

TRANSPORTATION

The goods travel is at Client risk. It's in his own interest to check, before withdrawal, the integrity of packages and quantity of received goods. Any complaint must be made directly to the carrier at delivery time and communicated to our Company, as stated in the chapter "Complaints".

DELIVERY

The terms of delivery are purely indicative and have no contractual value. The shipment is carried out only with our trusted couriers. The delivery is intended to be made at the time the goods are delivered to the carrier. The delivery of the goods with emergency procedures and/or hydraulic bank, will be carried out only after acceptance by the Client of the additional cost related to the requested service. At delivery time, the Client undertakes to check immediately the quantitative compliance and integrity of the received packages as mentioned on Transport Document and the packing-list, even for deliveries with filmed pallets.

WARRANTY

Our Company guarantees that the products are free of manufacturing defects for a period of 2 years from the date of delivery to the Client. The warranty will not cover products whose defects are due to:

- I** Damage caused during transport; [except what is described in the "Complaints" chapter].
- II** Lamps with broken glass [except what is described in the "Complaints" chapter].
- III** A negligent or improper use;
- IV** Non-compliance with the instructions of our Company regarding the use, maintenance and preservation of products;
- V** Repairs or changes made by the Client or third parties without the prior written permission of our Company.
- VI** In any case, the Client will not be able to claim the warranty rights to our Company if the price of the products has not been paid under the agreed terms and conditions, even if the non-payment refers to products different from those for which the Client intends to make guarantee. Our Company does not recognize any guarantee regarding products compliance with the rules and regulations of countries not belonging to the European Union.

COMPLAINTS

As long as the Client complaint is covered by the warranty and notified in the below terms, our Company will undertake at its discretion to replace or repair each defective product or component. Any written complaint must be received by our Company within 8 days from delivery. Complaints about quantitative differences or damaged packages, or for broken lamps, should be highlighted on the Transport Document and the courier's letter. Any other way will be not accepted.

RETURNS

All defective products can be returned after our permission only. Naturally it is necessary a first evaluation or check, then instructions from our Company to make the return will follow. Authorized returns must be sent to our warehouses with Transport Document and related purchase details. Products that have been used, even partially, cannot be considered defective; in this case, the convenience of replacing the damaged component will be evaluated, at Client cost. It should be noted that the term "defective" means any product that has not been used and has obvious manufacturing and/or operating anomalies. Broken glass lamps do not fall within the field of defectiveness. Other products can be returned by our permission only, freight prepaid, as communicated by the claim's office at the time of the request. The price paid for the product will be refunded except 10 % charged for control, repackaging and repositioning in stock. Requests for returns of goods delivered more than 24 months before the claim will not be considered.

PAYMENTS

Payments must be made to our Company at the fixed deadline for the agreed amount and addressed only to our administrative headquarters. In the event of a delay in the payment, even partial, beyond the agreed deadlines, the Company reserves the right to suspend subsequent deliveries of goods. Bank fee will be counted for the delay on the agreed payment according to the current legal arrangements.

PROPERTY OF GOODS

Our Company remains the owner of the goods until the Customer pays for them in full.

SIZES AND DESIGNS

Technical drawings related to the construction of products, dimensions, technical and/or photometric characteristics on any publication of our Company, have to be understood as informational and may be subject to change without any notice. For the latest product information, visit: www.century-italia.com.

RESPONSIBILITY

The products must be used and/or installed in accordance with their technical characteristics and instructions, in accordance with the safety regulation in the country of use and/or installation. Our Company disclaims any liability for any damage that may, directly or indirectly, result from people, things and pets, as a result of non-compliance with all the requirements stated on the products and/or instructions for use and/or for installation. Our Company also disclaims any responsibility if the products are used for special applications, or installed in locations for which scaffolding, beams or cranes are required; costs of uninstallation or replacement, in case of any product defect, are therefore not charged by our Company.

INTELLECTUAL PROPERTY

Our Company reserves the rights, title and intellectual property on documents, drawings, photographs and datasheets provided to the Client. The Client can't use this documentation – without prior written permission from our Company – for the creation of its own catalogues, promotional flyers, websites or any other means of dissemination and/or advertising.

PLACE OF JURISDICTION

For every dispute that arises between our Company and the Client, the place of jurisdiction is intended to be the Seller's one.

CENTURY® TECHNICAL 2024

Century Italia Srl

Strada Tor Tre Ponti, 68
04100 Latina (LT), Italy

Tel. +39 0773 24 27 08
Fax +39 0773 24 27 09
info@century-italia.com
www.century-italia.com

Made by
Century Italia

Art Direction
Riccardo Loggia

Graphic Design and Photo Editing
Giammarco Alfio Formiconi
Marzio Termine
Chiara Berti

Technical Supervision
Manuel Miserina
Roberto De Marco
Claudio Poponessi

Printed in Italy
August 2023



Il presente documento potrebbe includere inesattezze tecniche o errori tipografici che verranno corretti a esclusiva discrezione di CENTURY® non appena rilevati. CENTURY® si riserva inoltre il diritto di variare i contenuti del catalogo in qualsiasi momento, senza preavviso. Con la tecnologia attuale non è possibile mostrare l'esatta qualità delle immagini dei prodotti come nella realtà. Le immagini presentate pertanto sono solo a scopo illustrativo e per finalità promozionali.

Tutti i contenuti presenti su questo documento, nonché il design dello stesso, appartengono unicamente a CENTURY® e sono protetti dalla normativa dettata in materia di tutela della proprietà intellettuale e del diritto d'autore. È pertanto vietato modificare, copiare, riprodurre, distribuire, trasmettere o diffondere senza autorizzazione ogni suo contenuto.

This document may include technical inaccuracies or typographical errors which will be corrected exclusively by CENTURY® as soon as detected. CENTURY® also reserves the right to change the contents of the catalog at a time, without notice. With current technology it is not possible to show the exact image quality of the products as in reality. The images presented are therefore for illustrative and promotional purposes only.

All the contents present on this same document, as well as the document by the same author, or individually to associated companies and are governed by the legislation on the protection of intellectual property and copyright. It is therefore forbidden to modify, reproduce, transmit or release any of its contents without authorization.



CENTURY ITALIA S.R.L.

Strada Tor Tre Ponti, 68 - 04100 - Latina [Lt] - Italy
Tel. +39 0773 24 27 08 - +39 0773 24 47 68 - Fax +39 0773 24 27 09
www.century-italia.com - info@century-italia.com



XCL-TEC24

9 090171 022933